



English
version

SUMIDA RIVER WALK

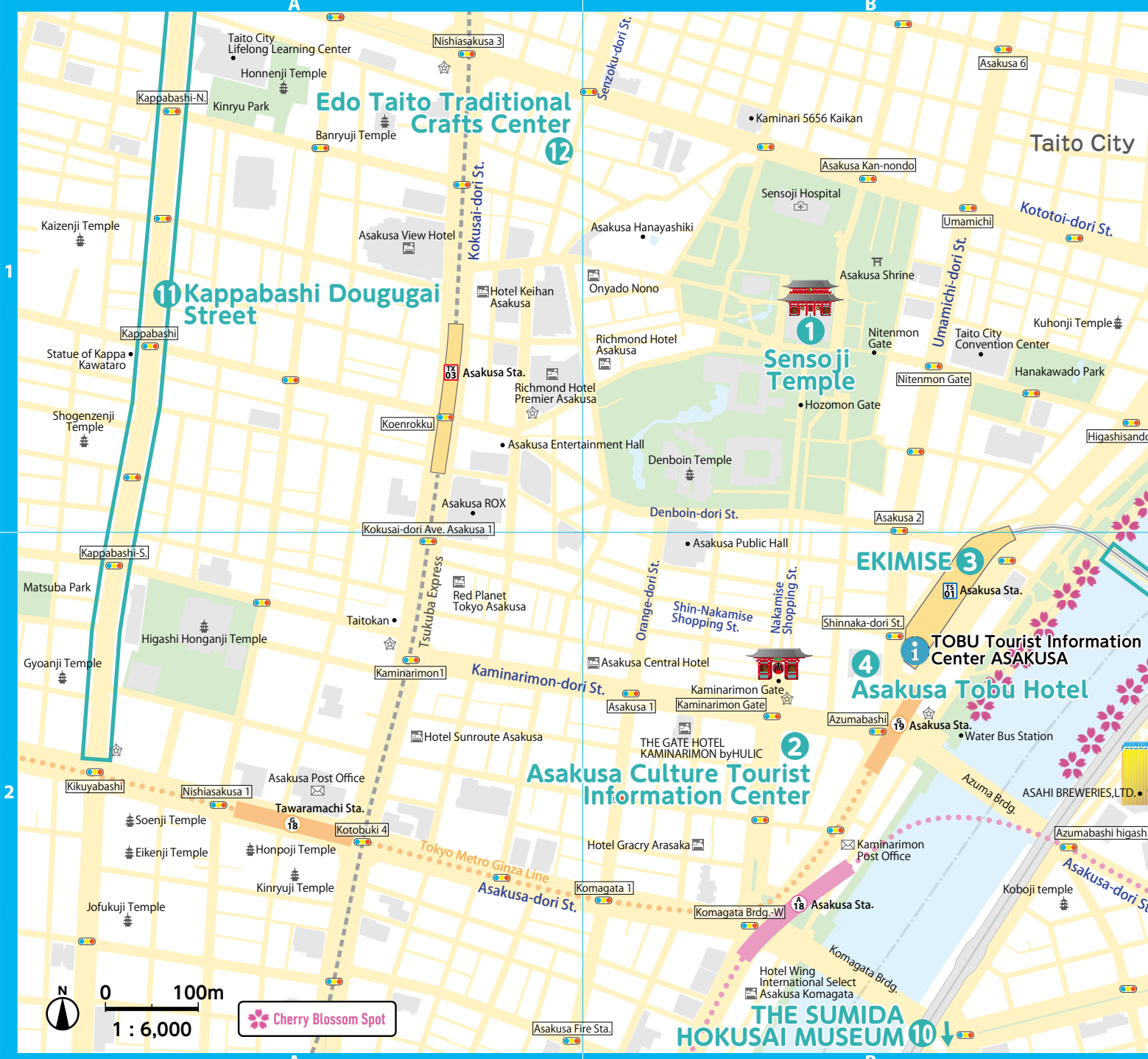
AREA MAP



TokyoTokyo Old meets New

TOBU
Group

All information contained in this map is accurate as of September 2023.



Sensoji Temple



The oldest temple in Tokyo, which is said to have been built in 628, has many places to see, including the famous Kaminarimon Gate, Hondo, Hozomon Gate, Goju no To (five-story pagoda), and Toki no Kane (bell of time). The main approach Nakamise Shopping Street is lined with shops selling traditional sweets, souvenirs, and other items.

Asakusa Culture Tourist Information Center



At this tourist information center run by Taito City, you can get sight-seeing information from staff and through information terminals (free). With its observation terrace offering a fine view of Asakusa and TOKYO SKYTREE, it is a good place to take a rest in Asakusa.

EKIMISE

Directly connected to TOBU SKYTREE Line Asakusa Station, this commercial facility has various types of tenants, including Matsuya department store, sushi and tempura restaurants. Asakusa Hare Terrace, a free observatory on the rooftop, offers a great view of TOKYO SKYTREE as well as a gorgeous night view.



TOKYO SKYTREE TOWN



TOKYO SKYTREE is the world's tallest free-standing broadcast tower, with a height of 634 meters. At the bottom of the tower, there are commercial facility TOKYO Solamachi with 300 shops, an aquarium, planetarium, and others, offering fun for both adults and children.

SUMIDA RIVER WALK

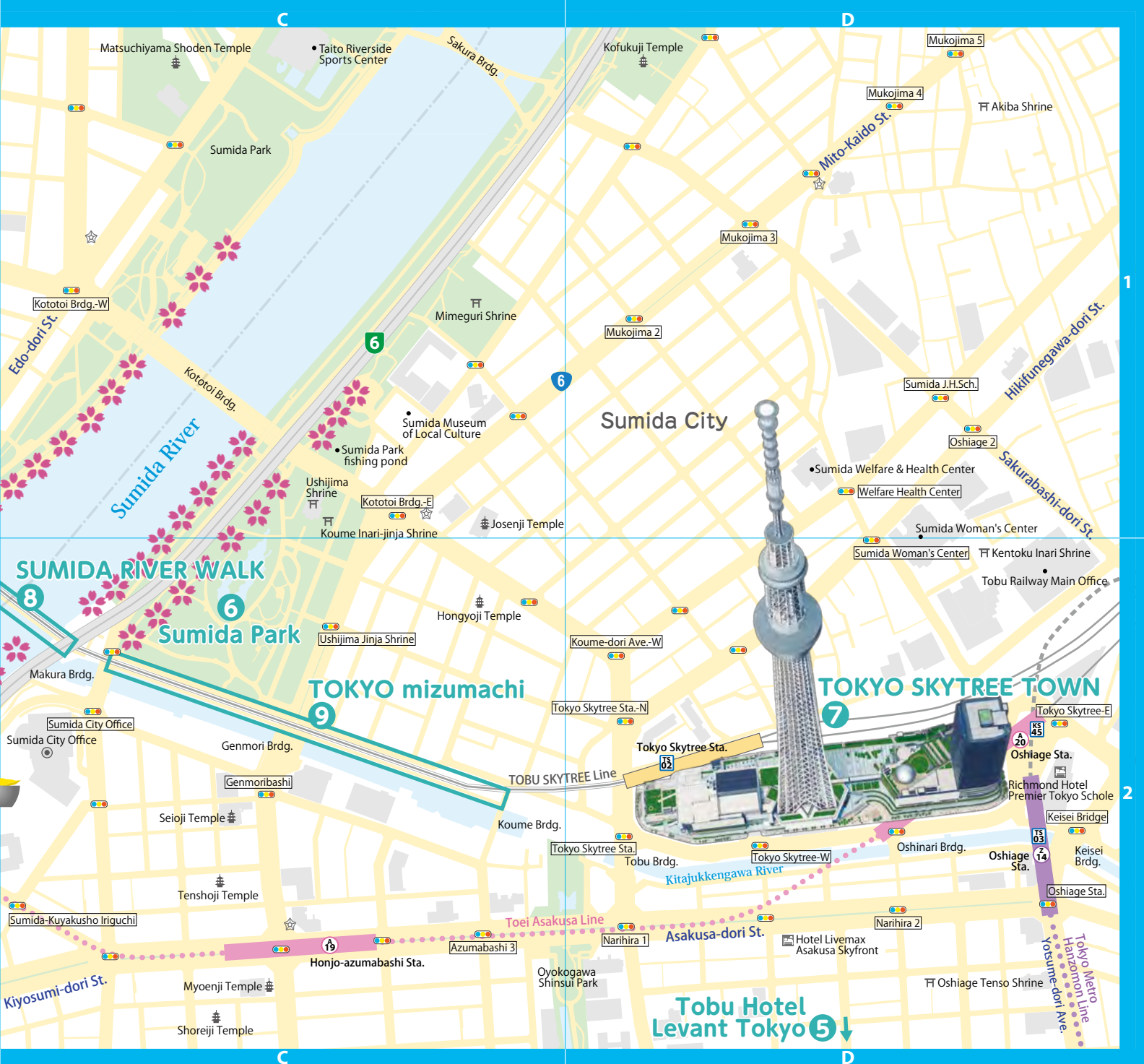


This pedestrian bridge connects Asakusa and TOKYO SKYTREE TOWN across the Sumida River in the shortest distance. It is open from 7:00 to 22:00 for anyone to walk freely. You can also see trains passing up close. In spring, the view of cherry blossoms along the Sumida River is fine!

TOKYO mizumachi



A must-visit spot on the latest walking route between Asakusa and TOKYO SKYTREE TOWN! There are more than 10 various tenants, including stylish cafes, shops, and a hostel.



Asakusa Tobu Hotel



This hotel opened in 2020 is located directly in front of TOBU SKYTREE Line Asakusa Station and boasts convenient accessibility. It has a guest room with a real train simulator as well as Japanese modern-style guest rooms with Hello Kitty decorations. Enjoy a special stay.



Tobu Hotel Levant Tokyo



This hotel is located in Kinshicho, which is about three minutes by subway from Oshiage Station, the nearest station of TOKYO SKYTREE. From the guest rooms and the restaurant on the top floor, you can get a great view of TOKYO SKYTREE.



Sumida Park



Extending on both sides of the Sumida River, this park is famous for the row of cherry blossom trees stretching for 1 km in spring and as the venue for Sumidagawa Fireworks Festival in summer. Within the park there stands Ushijima Shrine, which is said to have been constructed in 860.

THE SUMIDA HOKUSAI MUSEUM



This art museum has a big collection of masterpieces by Katsushika Hokusai, a globally famous ukiyo-e artist. Holding exhibitions of Hokusai under various themes, it offers an opportunity to learn about Hokusai as well as the attractive world of ukiyo-e.

Kappabashi Dougugai Street



This 800-meter street is lined with shops selling various items related to food, such as tableware and cooking equipment. Some facilities offer food sample making workshops.

Edo Taito Traditional Crafts Center

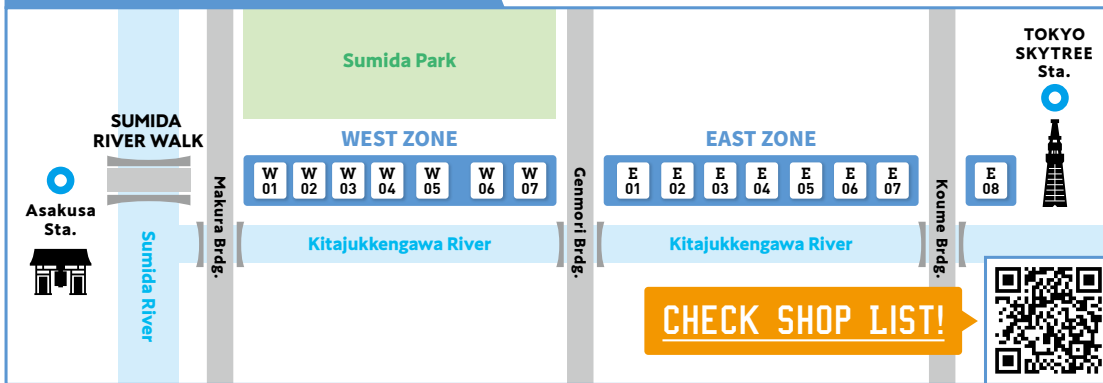


The area around Asakusa has been a district of *monozukuri* craftsmen since long ago. Permanently displaying about 250 pieces of traditional craft products of 50 kinds, this facility is a place for visitors to learn extensively about the traditional arts and crafts of Taito City.

Recommended Routes



Map of TOKYO mizumachi



NOW SHOWING AROUND ASAKUSA, TOKYO SKYTREE® VIDEOS FOR TOURISTS

Great supporters for your trip!

Air BicCamera TOKYO SKYTREE TOWN Solamachi Shop

You can purchase items popular at home and abroad, such as home appliances, cameras, and watches. SIM cards are also available.

Baggage Lockers

There are baggage lockers on the 2nd floor of Tobu Asakusa Station. The Yamato Transport Service Counter on the 1st floor of EKIMISE offers a luggage storage service.

Tobu Tourist Information Center Asakusa

Directly connected to Tobu Asakusa Station, this tourist information center is open every day and service in English, Chinese, and Korean is available (depending on the day).

Souvenir Shop "ACCESS+"

Ekiben (train bento lunch) and Tobu Railway original goods can be purchased at this souvenir shop on the 1st floor of Tobu Asakusa Station. Why not drop by when visiting Nikko from Asakusa?