

The Official Tokyo Tourism Guide

English / 英語

TOKYO

Travel Guide



Travelers from overseas can receive discounts when presenting this guidebook. The discounts are available at the facilities with the mark shown on the left. **Discount period : Valid until March 31, 2026**

TCVB

Tokyo Convention & Visitors Bureau

Tokyo Tokyo Old meets New

Central Tokyo 東京都心図

The location of the facilities introduced in this brochure can be seen on Google My Map.



Tokyo Broad Map 東京都全図

Total population : 14,176,774
Total area : 2,199.94km²

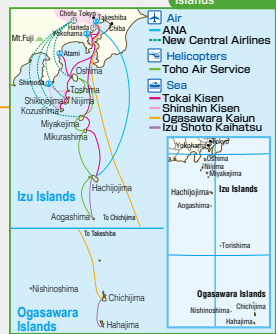
S The Western Tama Area p.55



Yamanashi 山梨県

Saitama 埼玉県

Kanagawa 神奈川県



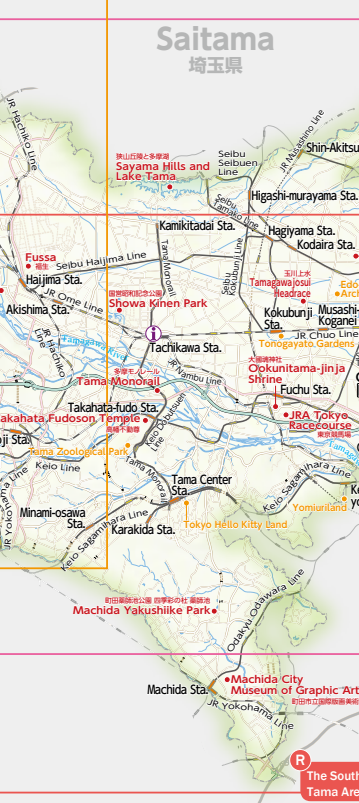
1:250,000
0 5km

0 Ota p.47 Page in this Guide

- Tourist Spots Introduced on pp. 15-60
- Tourist Spots Introduced on pp. 63-71
- Other Points of Interest

Expressway
Metropolitan Expressway
Toll Road

① Tourist Information
JNTO-Approved
Tourist Information
Digital Signage
Accommodation



R The Southern Tama Area

ation Center/
ed Foreign
ation Center
age
ation

nal Road
Streets

Q The Northern
Tama Area p.51



ern
a p.53

Currency Exchange
ATM
*ATMs accepting international
credit cards and cash cards

Post Office
*International credit cards and cash cards
can be used at Japan Post Yuchu ATMs

Art Gallery/Museum
Shopping

Police Station/Koban
Hospital
Church
Temple
Shrine

Airport
Boat Boarding Area

Embassy/Consulate/
Representative Office, etc.
Subway Exit with an Elevator
Subway Exit with an Elevator
(No Exit Number)
Walking time 100m=328ft

Municipal Office
Ward & Village Office

JR Line
Private Line and
Other Railways
Main Subway Lines
Water Buses

Chiba
千葉県

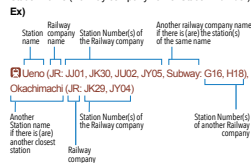
Contents

| | |
|--|------|
| Tokyo Broad Map | p.1 |
| Explore, Tokyo! | p.3 |
| City & Suburbs All Around Tokyo | |
| Recommended Routes | p.5 |
| TOKYO: Old meets New | |
| From Edo Period to Today | p.7 |
| Access Information | p.9 |
| Sightseeing Spots in Nearby Prefectures | p.61 |
| Tourist Spots | |
| Park/Garden | p.63 |
| Zoo/Botanical Garden | p.65 |
| Amusement park | p.66 |
| Museum | p.67 |
| Tokyo Volunteer Guides | p.72 |
| Free Wi-Fi Services | p.73 |
| General Information for Tourists | p.74 |
| Safety While Traveling | p.75 |
| When in trouble during your stay | p.77 |
| Useful Numbers & Services | p.78 |
| Transportation Network | p.85 |

*All information is as of **July 2024**
unless otherwise stated. Please note that
information on the facilities is subject to
change without notice.

How to read the Access Information

The Access information is described in this form:
Station name (Railway company name: Station Number)



Discount period:
Valid until March 31, 2026
Discounts in this guidebook cannot be
combined with other discount services.



Area Map

| | |
|-----------------------------|----|
| A Shinjuku | 15 |
| B Shibuya | 16 |
| C Asakusa | 17 |
| D Sumida | 19 |
| E Ryogoku | 23 |
| F Ueno | 25 |
| G Akihabara | 27 |
| H Ginza | 29 |
| I Marunouchi | 31 |
| J Nishi-Shinjuku | 33 |
| K Roppongi | 37 |
| L Ikebukuro | 39 |
| M Odawara | 41 |
| N Shitama | 43 |
| O Shinagawa | 45 |
| P Ohta | 47 |
| Q Shinjuku | 49 |
| R The Northern Tama Area | 51 |
| S The Southern Tama Area | 53 |
| T The Western Tama Area | 55 |
| U Tokyo Islands | 57 |
| V Nearby Prefectures | 61 |
| W Park/Garden | 63 |
| X Zoo/Botanical Garden | 65 |
| Y Amusement park | 66 |
| Z Museum | 67 |

Explore, Tokyo!

From anime pop culture hotspot to stylish spots for a night on the town, discover an endless array of places for all kinds of fun in Tokyo!



p.42

Odaiba

Whether for marine sports, shopping, or to see the night view, a wide range of amusements await. The scene of the Rainbow Bridge against a backdrop of the city skyline across the bay is breathtaking.



p.30-2

GINZA KABUKIZA

In addition to watching Kabuki performances, you can also enjoy Kabukiza Gallery, which introduces the charms of Kabuki for people to learn more about it, a rooftop garden, and souvenir shops on the second basement floor.



p.16-1

Tokyo Metropolitan Government Building

Enjoy the night view of Tokyo for free at this observation deck. While there, don't miss the giant projection mapping show on the facade of the Tokyo Metropolitan Government Building No. 1.



p.40-5

Anime Tokyo Station

A hub for showcasing the charm of anime. It features a permanent exhibition where you can learn about anime production, thematic exhibitions where you can experience popular anime works, and a merchandise store.



p.24-1

TOKYO SKYTREE TOWN

Other than TOKYO SKYTREE, attractions abound at this complex with shops that bring us closer to traditional culture, and a facility that brings children closer to SDGs in fun ways.



p.26-2

Ueno Park

A park world-renowned for cherry blossoms. With a zoo, art galleries, and museums, people of all ages can enjoy themselves here.



p.42-8

Toyosu Senkyaku Banrai

Opened in 2024, this new attraction is built just outside Toyosu market. From the recreated Edo era townscape of the food alley to the hot spring spa, enjoy a full day of fun.



p.59-5

Kozushima

In recognition of efforts to safeguard the beauty of the night sky, this spot was certified as Tokyo's first "Dark-sky preserve." At night, the entire island becomes a natural planetarium!



p.67

Edo-Tokyo Open Air Architectural Museum

Enjoy a sense of time travel at this museum which relocates, rebuilds and preserves architectural structures of great historical significance. Also accessible for baby strollers and wheelchairs.



p.52-1

Jindaiji Temple

Founded in 733, Jindaiji is said to be the 2nd oldest temple in Tokyo, also a legendary power spot. Also in the vicinity, enjoy Japanese sweets and the renowned local soba.



p.18-3

SHIBUYA SKY

From the 229-meter rooftop observation space of this large-scale complex facility in the heart of Shibuya, the sweeping views encompass the whole city. Also wheelchair accessible.

City

&

Suburbs

All Around Tokyo

Recommended Routes

City Center

A 1-day, everything-in-1 tour of Tokyo's top spots

Full-day

Asakusa (Subway, Tobu, TX)

 5 min.

1 **Sensoji Temple,**
Asakusa Nakamise Shopping Street

(p.20-1, 2)

 10 min.

2 **Kappabashi Dougugai Street**

(p.20-4)

 5 min.

Tawaramachi (Subway)

 3 min.

Ueno (Subway)

 5 min.

3 **Ueno Park**

(p.26-2)

 5 min.

Ueno (JR)

 17 min.

Ikebukuro (JR)

 4 min.

4 **Anime Tokyo Station**

(p.40-5)

 4 min

Ikebukuro (JR)

 15 min.

Shibuya (JR)

 0 min.

5 **SHIBUYA SCRAMBLE SQUARE**

(p.18-3)

 3 min.

MIYASHITA PARK

(p.18-4)



©Sensoji Temple



④ A hub for promoting Japanese anime. Admission is free, and visitors can experience the charm of anime through thematic exhibitions collaborating with popular works, as well as a permanent exhibition featuring a valuable archive.

⑤ A large-scale complex rising 47 stories high. Take the ultimate selfie from the viewing deck SHIBUYA SKY, against the backdrop of a sweeping panorama of Tokyo. Daytime scenery is brilliant, but the sunset and night view will take your breath away.

⑥ Shops, a hotel, and a park are woven together in this complex. On the 1st floor, local cuisine from all over Japan comes together in 19 eateries along "Shibuya Yokocho" (Shibuya Alley). Finish the day with zest!



©Shibuya Scramble Square



Bonus!

Ikebukuro is packed with anime-related shops. Come see for yourself!



How to explore Tokyo trends & culture in half a day

Half-day

| | |
|---|---|
| 1 | Tokyo (JR, Subway) |
| | 3 min. |
| | Tokyo Ramen Street, Tokyo Character Street (p.32-2-a, 2-b) |
| 2 | Tokyo (JR) |
| | 4 min. |
| | Akihabara (JR) |
| 3 | Akihabara Electric Town, Kanda Myojin (p.38-3) |
| | 8 min. |
| | Akihabara (Subway) |
| 4 | Kamiyacho (Subway) |
| | 0 min. |
| | AZABUDAI HILLS (p.38-5) |




① First, satisfy your cravings along Tokyo Ramen Street, where the city's famous vendors come together! Then, pick up "kawaii" souvenirs at Tokyo Character Street, home to roughly 30 popular character goods shops.

② The hub of anime, manga and other pop culture is Akihabara Electric Town. After a history of 4 centuries, the Kanda Myojin has recently become popular as a hot-spot for anime. Just an 8-minute walk from Akihabara Station.

③ AZABUDAI HILLS is a green urban oasis that opened in November 2023. For a treat, dine at one of the restaurants in the Sky Lobby on the 33rd and 34th floors with stellar night views of the sparkling city skyline.

Bonus!

In just half a day, you can enjoy awesome food, pop culture spots, shrines, and much more. AZABUDAI HILLS is also home to the amazing teamLab Borderless Digital Art Museum!




A 1-day route to enjoy nature and popular spots

Full-day

| | |
|---|--|
| 1 | Shinjuku (Keio) |
| | 50 min. |
| | Takaosanguchi (Keio) |
| 2 | Mt. Takao |
| | 5 min. |
| | Takaosanguchi (Keio) |
| 3 | Takao (JR) |
| | 40 min. |
| | Kichijoji (JR) |
| 4 | Inokashira Park Zoo |
| | 10 min. |
| | Kichijoji (JR) |
| 5 | Shinjuku (JR) |
| | 10 min. |
| | Tokyo Metropolitan Government Building (p.16-1) |


① Just 1 hour from Shinjuku Station. The wide choice of hiking paths is popular even with novice mountain climbers. Fall foliage season brings a lively crowd. You can hike as well as take a cable car up. Pass through the exhilarating 1km route surrounded by trees. From the observatory, Mt. Fuji is visible on clear days.



Mt. Takao's specialty soba noodles are perfect for lunch!

Bonus!

A day-use onsen hot-spring facility is at Takaosanguchi Sta. If you get tired, try sweating it out in the onsen.



② A historic zoo in Inokashira Park. Fauna of Japan, such as Japanese squirrels, and the Aquatic Life House, where work is being done to aid the breeding and conservation of Japan's freshwater fish and amphibians, are popular. The sculpture garden, where approximately 200 works by Seibo Kitamura are exhibited, is another highlight.

③ After taking in the panoramic view of Tokyo from the free observation deck, end your trip recalling your favorite memories while marveling at the spectacular projection mapping show painting the Tokyo night in technicolor brilliance.

Bonus!

After visiting the Tokyo Metropolitan Government Building, take a stroll through the gleaming towers at Shinjuku West Exit!

Walk Railways Local Bus

*The indicated time is the estimated shortest time.

For other recommended itineraries, visit the website below.

www.gotokyo.org/en/



江戸時代から 現代へ

THE SUMIDA HOKUSAI
MUSEUM ▶ p. 70



Katsushika Hokusai, *Under the Wave off Kanagawa*, from the series *Thirty-six Views of Mount Fuji*, The Sumida Hokusai Museum Image: The Sumida Hokusai Museum / DNPartcom

TOKYO: *Old meets New*



View the Rainbow Bridge and Tokyo Tower at night while aboard an Edo style houseboat as tradition and innovation mix in a uniquely Tokyo beauty!

Houseboat ▶ p. 46-3

Thoughts of Edo era entertainment must turn to Sumo. Check out the sumo ring at -Ryogoku- EDO NOREN and taste delicious foods related to the sport.



-Ryogoku- EDO NOREN ▶ p. 24-4



Hachiojima ▶ p. 59-8



Tamagawajosui Headrace ▶ p. 52-4



Silk fabrics colored with dyes made from local plants are "Kihachijo," the iconic traditional craft of Hachiojima island. After featuring in costumes of Kabuki plays and other performances, it became a favorite of women in Edo. Now, you can also enjoy weaving experiences.

The Tamagawajosui Headrace carried water from sources in the Tama region to the town of Edo. Since those days, the area has been a famous cherry blossom spot often depicted in ukiyo-e paintings.



AZABUDAI HILLS (Mori Building Digital Art Museum: Epson teamLab Borderless) ▶ p. 38-5

teamLab Borderless (Azabudai Hills)

From Edo period to Today

Once upon a time, Edo (old Tokyo) was the world's most populous city. Even today as Tokyo, the culture, vitality, and arts passed down from Edo fuse into a truly one-of-a-kind metropolis. Echoes of Edo are felt even within the most cutting edge culture. This "Old meets New" Tokyo experience is a kind of time travel, as if seeing the modern day framed in an ukiyo-e woodblock print!



GINZA KABUKIZA ▶ p. 30-2



Hama-rikyu Gardens ▶ p. 63



Zojoji Temple ▶ p. 44-2

The 634-meter-tall TOKYO SKYTREE was actually built incorporating traditional Japanese techniques. Also, the popular area at Haneda Airport "Edo Market Place" recreates the streets of Edo. Even such well-known tourist spots, upon closer inspection, reveal an intriguing blend of the past and present.

On the posh streets of Ginza, the Kabukiza Theatre rises majestically against the backdrop of the KABUKIZA Tower skyscraper. At the foot of the city's symbol, Tokyo Tower, sits the 600-year-old Zojoji Temple. A recent addition to the background here is AZABUDAI HILLS. Also, at Hama-rikyu Gardens, the famous daimyo garden is a gorgeous contrast against the skyscrapers beyond. Such scenery is only found amid the harmony of history and modernity in Tokyo.



Tokyo International Airport (Haneda) ▶ p. 48-1



©TOKYO-SKYTREE



TOKYO SKYTREE ▶ p. 24-1

©TOKYO-SKYTREE

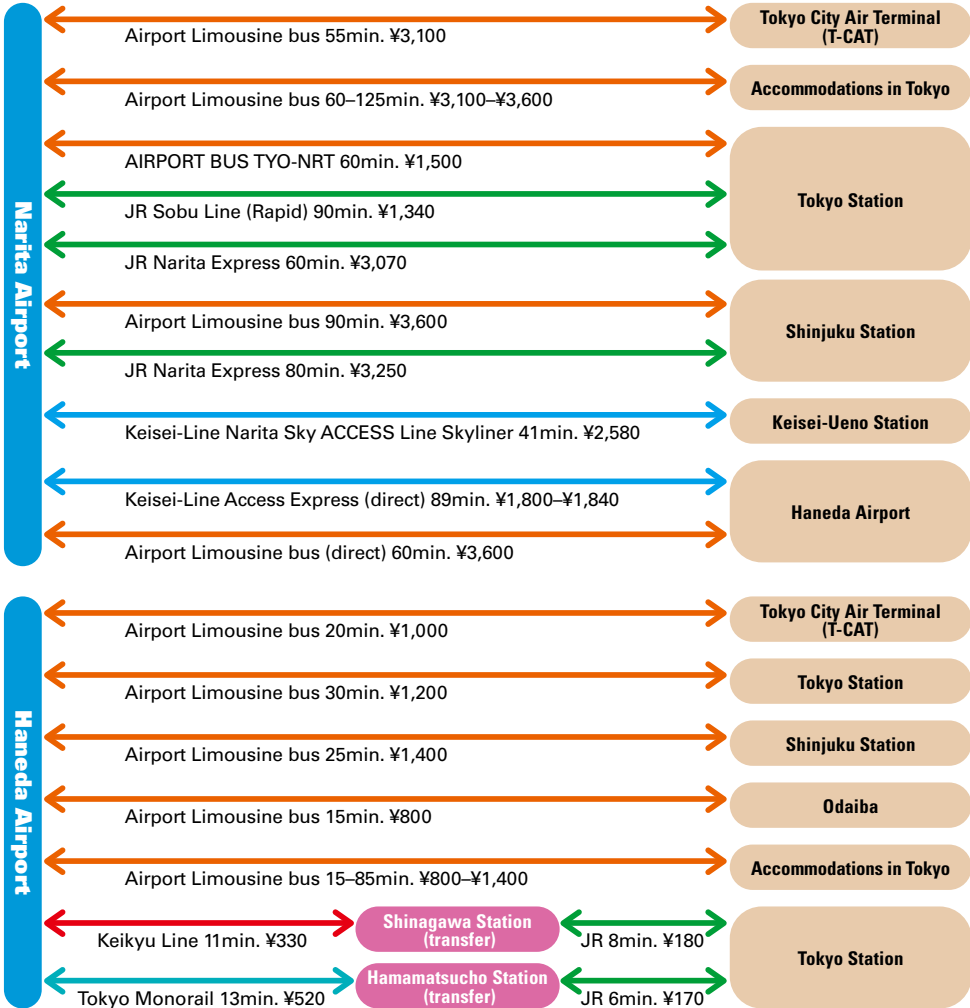
"GO TOKYO"
- The Official Tokyo
Travel Guide



Transportation Between Airports and the Main Locations in Tokyo

■ Times and Fares from Airports to Various Locations in Tokyo

*One-way fares when purchasing tickets. The indicated time is the estimated shortest time. The fare varies according to the route.



■ Discount tickets for public transportation from the airport to the inner city

Narita Airport

● Limousine & Subway Pass (Narita Route)

■ Fare: Tokyo Subway 24-hour Ticket + one way Limousine Bus ticket
Adult ¥4,000, Child ¥2,000

A pass that includes a Tokyo Subway 24-hour Ticket and a one-way Limousine Bus ticket between Narita Airport and various locations in the city. (*)

● N'EX TOKYO Round Trip Ticket

■ Fare: **Adult ¥5,000, Child ¥2,500**

A round-trip ticket of Narita Express (N'EX) of JR East between Narita Airport and stations in the Tokyo metropolitan area.

Haneda Airport

● Limousine & Subway Pass (Haneda Route)

■ Fare: Tokyo Subway 24-hour Ticket + one way Limousine Bus ticket
Adult ¥2,100, Child ¥1,050

A pass that includes a Tokyo Subway 24-hour Ticket and a one-way Limousine Bus ticket between Haneda Airport and various locations in the city. (*)

*Pass types vary depending on the purchasing place.

Bus Information

Toei Bus

A bus that operates mainly in the central Tokyo area and lets you visit various locations by making connections with the different lines.



■ **Fare (general): Adult ¥210 (IC card ¥210), Child ¥110 (IC card ¥105)**

*Fares in the Tama area are according to distance by kilometers. (Starting fare: Adult ¥180 (IC card ¥178), Child ¥90 (IC card ¥89))

HATO BUS

Offering bus tours of Tokyo sightseeing spots such as Tokyo Tower and Asakusa. The GPS Multilingual Guide System is available for some tours.



■ **Fare and Hours: It depends on tour.**

WEB www.hatobus.com/v01/en

SKY BUS TOKYO / SKY HOP BUS

"SKY BUS TOKYO" is a service that efficiently takes you through major sightseeing spots in Tokyo on an open-top bus. Passengers can enjoy several routes filled with variety that last for approximately one hour each. The "SKY HOP BUS" that can be freely boarded and disembarked with a 1-day pass is also popular.



■ **Fare:** Please refer to the official website

■ **Hours:** Marunouchi Mitsubishi Building ticket counter, 9:00-18:00

*Please check the official website for the operation dates.

☎ 03-3215-0008 (9:30-18:00)

WEB www.skybus.jp/ WEB skyhopbus.com/

Hydrogen Bus

Tokyo continues to expand usage of environmentally friendly fuel cell buses running on hydrogen energy.

SKYTREE Shuttle®

Non-stop operations from TOKYO SKYTREE TOWN to various areas including Haneda Airport and Tokyo Disney Resort®. There is also a sightseeing shuttle bus connecting to the Ueno/Asakusa area.



Vehicle on Ueno-Asakusa Line

■ **Fare:**

Ueno-Asakusa Line: Adult ¥230, Child ¥120

Haneda Airport Line: Adult ¥1,200, Child ¥600

Tokyo Disney Resort Line: Adult ¥1,000, Child ¥500

*The above fares may differ depending on the course.

*Ueno-Asakusa Line: Operates only on Saturdays, Sundays, and holidays. No service on weekdays.

WEB www.tobu-bus.com/pc/skytree_shuttle/

Free Shuttle Bus

A shuttle bus that anybody can use free of charge. It runs between 3 major spots every 15-28 minutes. Useful for touring or shopping.



"Marunouchi Shuttle" –the fare-free circuit bus that connects the Otemachi, Marunouchi, and Yurakucho areas

■ **Hours:** [Weekdays] 8:00-19:00 [Saturdays, Sundays, holidays] 11:00-18:00

■ **Frequency:** About 15-25 min.

(*Not running on January 1 *8:00-10:00 on weekdays: Otemachi Route)



"Metrolink Nihonbashi" –the fare-free circuit bus that connects the historic Yaezu, Kyobashi, and Nihonbashi areas

■ **Hours:** 11:00-19:00

■ **Frequency:** About 15-20 min.

(*Not running on January 1)



"Metrolink Nihonbashi E Line" –the fare-free circuit bus that connects the Yaezu, Hamacho, Ningyocho and Kabutocho areas

■ **Hours:** 11:00-18:00

■ **Frequency:** About 25-28 min.

(*Not running on January 1)



*Frequency may vary depending on traffic conditions and other factors.

Waterways Information

There are places of scenic and historical interest as well as amusement spots along the Sumidagawa River and bay area. Waterway traffic will add enjoyment to your sightseeing.

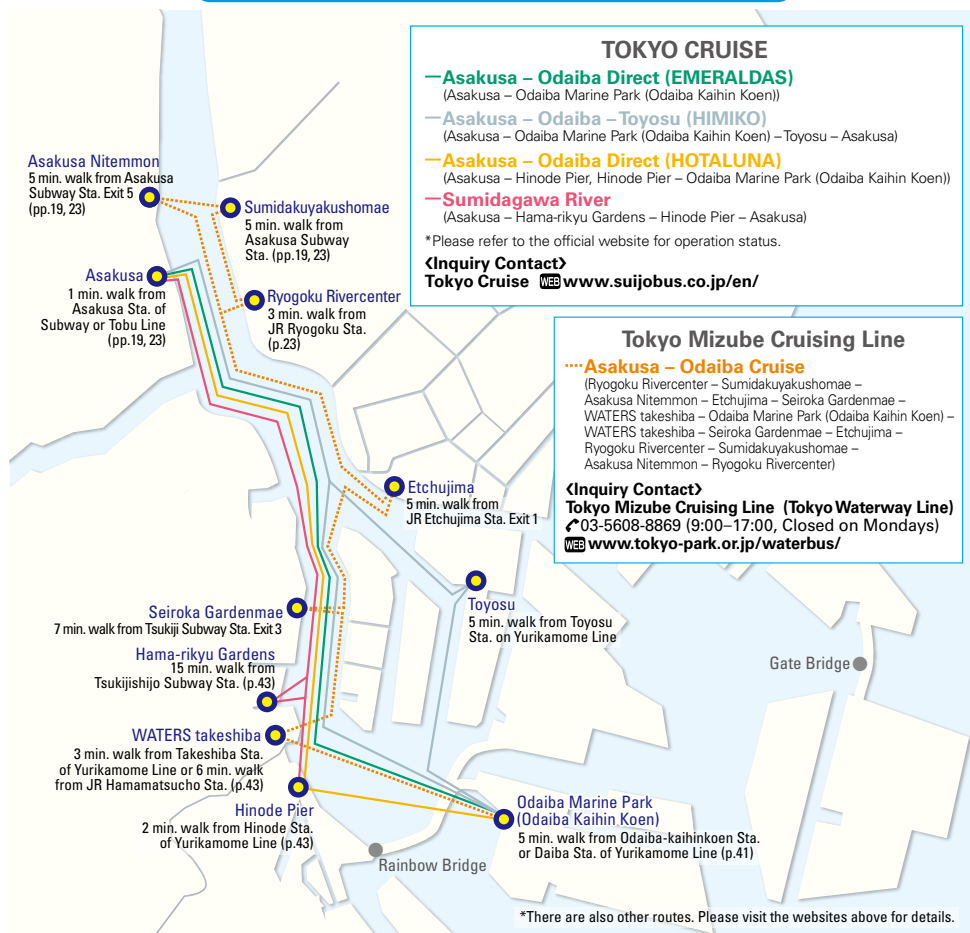


HOTALUNA



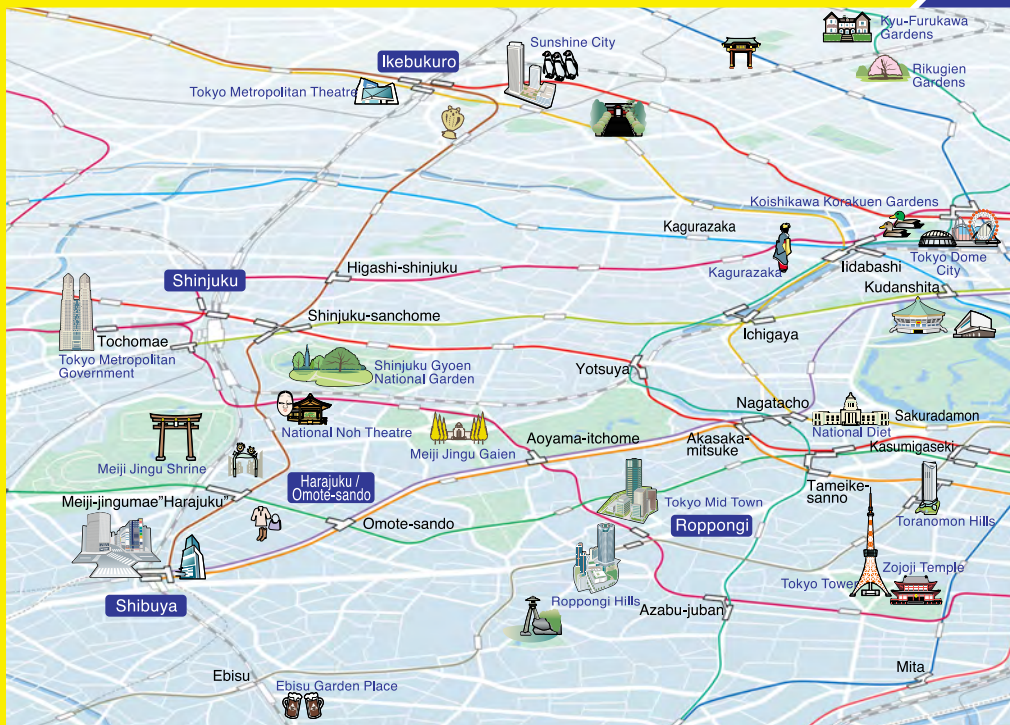
COSMOS

Main Voyage Routes of Water Buses



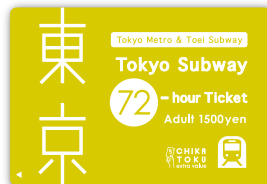
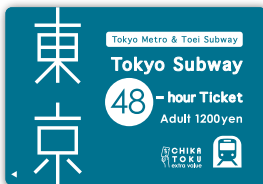
Tokyo Subway Ticket

for Tokyo Metro & Toei Subway



You can ride trains on the nine Tokyo Metro lines and four Toei Subway lines.

| | 24-hour Ticket | 48-hour Ticket | 72-hour Ticket |
|---------------------------------|--------------------------|--------------------------|--------------------------|
| Price ()...for child | ¥800 (¥400) | ¥1,200 (¥600) | ¥1,500 (¥750) |
| Valid Period | 24 hours after first use | 48 hours after first use | 72 hours after first use |



Where to Purchase

Tokyo Metro Passenger Information Desks (at Ueno, Ginza, Shinjuku, Omote-sando, Tokyo and Ikebukuro stations)

Toei Subway Tourist Information Center (at Ueno-okachimachi station)

Airports Haneda International Airport, Narita International Airport

Hotels Some hotels in the metropolitan area (limited to hotel guests)

Other places Major BicCamera and Laox stores throughout Tokyo, some H.I.S. "Tourist Information Centers", and more.

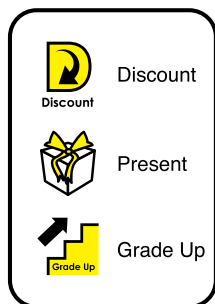
For details, check: www.tokyo-metro.jp/en/ticket/value/travel *We shall confirm with passports that the visitors are foreign tourists.

✓ Can be used for both Toei Subway and Tokyo Metro Subway lines.




CHIKA TOKU Extra Value

CHIKA TOKU is an extra-value service providing perks when you present an eligible ticket at museums, art galleries, and restaurants. The benefits vary and include discounts on admission to art galleries and museums, as well as free drinks at restaurants.



extra value 
CHIKA TOKU



Where to Use It and What You Get

You can get perks at various places in Tokyo like art galleries, museums, and other tourist spots, as well as restaurants, shops, and more. To receive these benefits, please present an eligible ticket **when you enter the facility**. Tickets can only receive perks within the period of validity remaining after the start of use.

Check here for details on participating facilities and services!

<https://chikatoku.enjoytokyo.jp/en/>



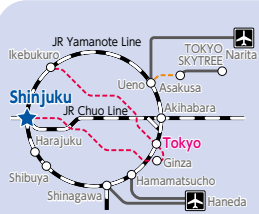
Japan's greatest entertainment district where tall buildings are lined up next to each other along with plenty of new hot spots.

Shinjuku

新宿

Tokyo Sta. JR Chuo Line 15min. Shinjuku Sta.

Tokyo Sta. Tokyo Metro Marunouchi Line 19min. Shinjuku Sta.



Tokyo Metro Toei Subway Tourist Spots (pp.15-60) Tourist Spots (pp.63-71) Accommodation Shopping Art Gallery / Museum 1 Subway Exit with an Elevator EV Subway Exit with an Elevator (No Exit Number)



1 Tokyo Metropolitan Government Building

東京都庁

MAP P15C1

☎03-5321-1111



One of Tokyo's landmarks, with an observatory on the 45th floor. The Tokyo Tourist Information Center is on the 1st floor of the Main Bldg. No.1. This building is also now a canvas for projection mapping shows every day. Please search "Tokyo Night & Light" for more details.

Tochomae (Subway: E28) Saturdays, Sundays, national holidays, New Year holidays, and inspection days of the T.M.G. Building.

Tokyo Metropolitan Government Building Observation Decks
☎03-5320-7890 (Courtesy phone for the observatory: 10:00-17:00 on weekdays)

South Observatory: 9:30-22:00 (Last admission 30 min. before closing)
 North Observatory: 9:30-17:30 (Last admission 30 min. before closing)

New Year holidays except for January 1, and inspection days of the T.M.G. Building; the 1st and 3rd Tuesdays for South Observatory, the 2nd and 4th Mondays for North Observatory (opens if it falls on a national holiday, and will close on the following weekday) Free of charge

*Use the special observatory elevator from the 1st floor of the Main Bldg. No.1. *Please refer to our website or "X (formerly Twitter)" for further information.

Tokyo Tourist Information Center

☎03-5321-3077 ☎9:30-18:30

New Year holidays and inspection days of the T.M.G. Building.

4 Hanazono-jinja Shrine

花園神社

MAP P15B3

☎03-3209-5265

Tucked away between skyscrapers sits a shrine that dates back to the mid-17th century. Famed for its annual Tori-no-ichi market in November, hundreds of thousands of people gather to buy kazari-kumade (decorative rakes), food, and other wares. There are also stalls selling food. The kumade are believed to help in "raking in" wealth and good fortune.

Shinjuku-sanchome (Subway: F13, M09, S02)



6 TOKYU KABUKICHO TOWER

東急歌舞伎町タワー

MAP P15B2

A complex in a 225 meter-tall skyscraper rising from 5 basement levels to 48 stories aboveground topped with a penthouse floor, all holding a hotel and movie theaters, stage theaters, live performance venues, a nightclub and many other amusements. The concept is "be the best at what you love".

Seibu-shinjuku (Seibu: SS01)

Varies according to the store



2 Kabukicho

歌舞伎町

MAP P15B3

Known as "the town that never sleeps", it is one of the liveliest entertainment districts in Shinjuku.

Seibu-shinjuku (Seibu: SS01), Shinjuku (JR: JA11, JB10, JC05, JS20, JY17, Keio: KO01, Odakyu: OH01) Varies according to the facility/store



3 Shinjuku Golden-Gai

新宿ゴールデン街

MAP P15B3

An entertainment district formed during the chaotic postwar period. There are three hundred various eating and drinking establishments within its alleyways, from old shops reminiscent of the 1950's to new ones opened by young owners with exciting new concepts.

Seibu-shinjuku (Seibu: SS01), Shinjuku (JR: JA11, JB10, JC05, JS20, JY17, Keio: KO01, Odakyu: OH01), Shinjuku-sanchome (Subway: F13, M09, S02) Varies according to the store



5 Shinjuku Expressway Bus Terminal

バスタ新宿

MAP P15C2

The nation's largest expressway bus terminal connecting Shinjuku to the rest of Japan. The 4th floor lounge has many conveniences for passengers such as an information counter with service in English and Chinese (not always available), a ticket sales counter, coin lockers, a convenience store, and a souvenir shop. The Tokyo Tourist Information Center on the 3rd floor and the sophisticated retail plaza "NEWoMan" adjacent, makes it an ideal location for shopping and gathering information before departure or after arrival. Shinjuku (JR: JA11, JB10, JC05, JS20, JY17, Subway: E27, M08, S01, Keio: KO01, Odakyu: OH01) Please refer to the official website



Enjoy Shopping in Shinjuku

The Electronics Area and Department Store Basement Food Floors of Shinjuku

MAP P15B2, C2/3

Shinjuku Station is surrounded by huge electronics stores such as BicCamera, and Yodobashi Camera, which offer plenty of equipment such as PCs and electrical home appliances. This area is also lined with huge department stores. Among some of the most popular spots are department store basement food floors, which offer various food items, Japanese and Western sweets, prepared dishes, boxed lunches, and more. Shinjuku (JR: JA11, JB10, JC05, JS20, JY17, Subway: E27, M08, S01, Keio: KO01, Odakyu: OH01), Shinjuku-nishiguchi (Subway: E01)



| Shinjuku | |
|-----------------------------|----|
| | 15 |
| Shibuya Harajuku Omotesando | 17 |
| Asakusa | |
| | 19 |
| Sumida Ryogoku | 23 |
| Ueno | 25 |
| Akihabara Ochanomizu | 27 |
| GINZA | |
| | 29 |
| Marunouchi | 31 |
| Nihonbashi | 33 |
| Roppongi Akasaka | 37 |
| Ikebukuro | 39 |
| Odaiba Ariake Aomi | 41 |
| Shiodome Shiba Takeshiba | 43 |
| Shinagawa | 45 |
| Ota | 47 |
| Shibamata | 49 |
| The Northern Tama Area | 51 |
| The Southern Tama Area | 53 |
| The Western Tama Area | 55 |
| Tokyo Islands | 57 |
| Nearby Prefectures | 61 |
| Park/Garden | 63 |
| Zoo/Botanical Garden | 65 |
| Amusement park | 66 |
| Museum | 67 |

Once you cross the street away from the entertainment district filled with the latest trends, you will find yourself surrounded by a quiet and cultural townscape.

Shibuya/Harajuku/Omotesando

渋谷・原宿・表参道

Tokyo Sta. — JR Yamanote Line 24min. — **Shibuya Sta.** — JR Yamanote Line 2min. — **Harajuku Sta.**
Tokyo Sta. — Tokyo Metro Marunouchi Line — **Akasaka-mitsuke Sta.** — Tokyo Metro Ginza Line 15min. — **Omote-sando Sta.**



Tokyo Metro Toei Subway Tourist Spots (pp.15-60) Tourist Spots (pp.63-71) Accommodation Shopping Art Gallery / Museum Subway Exit with an Elevator Subway Exit with an Elevator (No Exit Number)



Shibuya Sta. Station Numbers

| | | | | |
|----|----|----|----|----|
| JA | 10 | 15 | 19 | 20 |
| F | 16 | 06 | 01 | |
| DT | 01 | 01 | 01 | 01 |

1 Shibuya Scramble Crossing and Center-Gai

渋谷駅前 スランブル交差点〜センター街

MAP P17D2



One of Tokyo's most famous sights and rumored to be the busiest intersection in the world, this crossing is an organized chaos as people spill out from the sidewalks from all sides. Center-Gai is popular with Japan's youth and boasts trendy stores, restaurants and nightclubs.

Shibuya (JR: JA10, JS19, JY20, Subway: F16, G01, Z01, Keio: IN01, Tokyu: DT01, TY01)

*1: Shibuya Sta.

*2: Shibuya Scramble Crossing Area



2 SHIBUYA109

SHIBUYA109 渋谷店

☎03-3477-5111

MAP P17D2



A fashionable building that symbolizes Shibuya. It is highly popular with young women in their teens and twenties and has a large variety of popular items available. Renewed on a regular basis, it is an exciting and fun-filled facility even at the common use area.

Shibuya (JR: JA10, JS19, JY20, Subway: F16, G01, Z01, Keio: IN01, Tokyu: DT01, TY01)

Shop: 10:00-21:00 Restaurant/bar (café Ma Maison / Cheese and Honey: 11:00-21:00) January 1



3 SHIBUYA SCRAMBLE SQUARE

渋谷スクランブルスクエア

MAP P17D2

☎03-4221-4280



At 229 meters, the massive complex SHIBUYA SCRAMBLE SQUARE is the tallest tower in Shibuya. Opened in November 2019, it is home to approx 200 shops and restaurants, a collaborative business community space SHIBUYA QWS, offices, and the observatory SHIBUYA SKY.

Shibuya (JR: JA10, JS19, JY20, Subway: F16, G01, Z01, Keio: IN01, Tokyu: DT01, TY01) Shop & Service B2-11F, 14F: 10:00-21:00, Restaurant floor: "FOODIES SCRAMBLE" 12F, 13F: 11:00-23:00 *Please refer to the official website No fixed holiday



4 MIYASHITA PARK

MIYASHITA PARK

☎03-6712-5630 (11:00-18:00)

MAP P17C2



Opened in 2020, this landmark of Shibuya is a low-rise complex facility with a park, commercial facility, and a hotel. It is home to many shops and restaurants, including ones first opened in Japan and also new-style, trendy ones. Shibuya Yokocho with shops serving local dishes from all over Japan is also popular. The 4th floor has Shibuya City Miyashita Park, where everyone can enjoy sports casually. Shibuya (JR: JA10, JS19, JY20, Subway: F16, G01, Z01, Keio: IN01, Tokyu: DT01, TY01) Varies according to the store



5 Omotesando

表参道

MAP P17B3/4



A wide boulevard initially established as the approach to Meiji Jingu Shrine. Enjoy the calm atmosphere under Zelkova trees along both sides of the street. Shopping complexes, including OMOTESANDO HILLS, Tokyu Plaza Omotesando "Omokado", and Tokyu Plaza Harajuku "Harakado" (newly opened April 2024), line the avenue alongside sophisticated retailers such as high-end brand shops, cafes, and restaurants.

Omote-sando (Subway: C04, G02, Z02)



6 Takeshita-dori Street

竹下通り

MAP P17B3



Stores containing miscellaneous character and idol goods popular among teens are lined up along the street.

Harajuku (JR: JY19)

Varies according to the store



7 Meiji Jingu Shrine

明治神宮

MAP P17A2

☎03-3379-5511



One of the shrines of Japan's indigenous religion, Shinto, where the souls of Emperor Meiji and Empress Shoken are enshrined. Constructed in 1920, the shrine celebrated its centenary in 2020. The forest surrounding it was created thanks to the donation of 100,000 trees from all over Japan.

Harajuku (JR: JY19), Meiji-jingumae (Harajuku) (Subway: C03, F15)

From sunrise to sunset (varies according to the time of the year)

Open 365 days



Let's go and see the stage where the heated competitions took place!

Japan National Stadium

MAP P17A4

Japan National Stadium, which hosted the Tokyo 2020 Olympic and Paralympic Games, can be enjoyed not only from outside, but also inside through stadium tours. Fierce competitions are set to hit this site once more in 2025 at the WCH Tokyo 25. Nearby is the Japan Olympic Museum, as well as the Tokyo Metropolitan Gymnasium, where the opening and closing ceremonies of the TOKYO 2025 DEAFLYMPICS will be held. Sendagaya (JR: JB12), Shinanomachi (JR: JB13), Kokuritsukyogijo (Subway: E25)



| | |
|-----------------------------|----|
| Shinjuku | 15 |
| Shibuya Harajuku Omotesando | 17 |
| Asakusa | 19 |
| Sumida Ryogoku | 23 |
| Ueno | 25 |
| Akihabara Ochanomizu | 27 |
| Ginza | 29 |
| Marunouchi | 31 |
| Nihonbashi | 33 |
| Roppongi Akasaka | 37 |
| Ikebukuro | 39 |
| Odaiba Ariake Aomi | 41 |
| Shiodome Shiba Takeshiba | 43 |
| Shinagawa | 45 |
| Ota | 47 |
| Shibamata | 49 |
| The Northern Tama Area | 51 |
| The Southern Tama Area | 53 |
| The Western Tama Area | 55 |
| Tokyo Islands | 57 |
| Nearby Prefectures | 61 |
| Park/Garden | 63 |
| Zoo/Botanical Garden | 65 |
| Amusement park | 66 |
| Museum | 67 |

Here still remains an old townscape and atmosphere lined with old-established shops that let you feel the mood of the Edo era.

Asakusa

浅草



- Tokyo Metro
- Toei Subway
- Tourist Spots (pp.15-60)
- Tourist Spots (pp.63-71)
- Accommodation
- Shopping
- Art Gallery / Museum
- Subway Exit with an Elevator
- Subway Exit with an Elevator (No Exit Number)



1

Sensoji Temple

浅草寺

MAP P19B2

03-3842-0181

(9:00 to 16:30 except Sundays and holidays)

The oldest temple in Tokyo, said to have been built in 628. It is famous for its main Kaminarimon Gate, where a giant lantern hangs. There are many events such as the meeting of the traditional end of winter, the Day of 46,000 Blessings (Chinese Lantern Plant Fair), and the "Osame no Kan-non" festival (battledore fair) to end the year.

Asakusa (Subway: A18, G19, Tobu: TS01, Tsukuba Express: TX03)
 6:00–17:00 (6:30– October to March) Open 365 days

©Sensoji Temple

3

Asakusa Entertainment Hall

浅草演芸ホール

MAP P19B1

03-3841-6545

This pop entertainment hall offers Rakugo (comic storytelling), Manzan (comic dialogue), Mandan (comic monologue), acrobatics, magic and mimic shows.

Asakusa (Subway: A18, G19, Tobu: TS01, Tsukuba Express: TX03)
 11:40–21:00 (excluding special performances)
 Open 365 days
 Adult ¥3,000 (excluding special performances)

5

Edo Taito Traditional Crafts Center

江戸たいとう伝統工芸館

MAP P19A2

03-3842-1990

The museum has a permanent collection of 250 traditional crafts of about 50 different types on display. Detailed information on the exhibits is available in Japanese, English, traditional Chinese, simplified Chinese, and Korean on the museum's large display or on your own smartphone. Some of the traditional crafts can also be purchased at the reception desk.

Asakusa (Subway: A18, G19, Tobu: TS01, Tsukuba Express: TX03)
 10:00–18:00 2nd and 4th Tuesdays (or the following day when it falls on a national holiday)

7

TOKYO mizumachi

東京ミズマチ

MAP P19B4

TOKYO mizumachi is a commercial complex stretching under the elevated railway tracks between Asakusa Station and TOKYO SKYTREE Station. Divided into the west zone (Asakusa side) and the east zone (TOKYO SKYTREE TOWN side) by the Genmoribashi Bridge, this shopping spot houses a variety of unique and trending stores. You may also want to grab takeout for a meal or picnic in the park or along the riverside in the surrounding area.

©TOKYO SKYTREETOWN

TOKYO SKYTREE (Tobu: TS02, Asakusa (Subway: A18, G19, Tobu: TS01, Tsukuba Express: TX03) Varies according to the store

2

Asakusa Nakamise Shopping Street

浅草仲見世商店街

MAP P19B2

The bustling Nakamise area is comprised of a 250m road from the Kaminarimon Gate to the Hozomon Gate, lined with about 90 shops dating back to the Edo era. In this era, laborers on the temple grounds were permitted to open shops along the approaching road, and in this way, the shopping street began.

Asakusa (Subway: A18, G19, Tobu: TS01, Tsukuba Express: TX03)
 Varies according to the store

4

Kappabashi Dougugai Street

かっぱ橋道具街

MAP P19B1

03-3844-1225

(Tokyo Kappabashi Commercial Promotion Association)

A shopping area with a proud history of over 100 years. This 800m-long street is lined with 160 wholesale stores offering Japanese, Western and Chinese tableware; Japanese and Western dessert-making utensils; all types of kitchenware; raw ingredients of food; packing supplies; food samples; and more.

Tawaramachi (Subway: G18), Asakusa (Subway: A18, G19, Tobu: TS01, Tsukuba Express: TX03)
 10:00–17:00
 Varies according to the store

6

Asakusa Culture Tourist Information Center

浅草文化観光センター

MAP P19B2

03-3842-5566

Taito City's tourist information facility located in front of the Kaminarimon Gate. In addition to tourist information (in Japanese, English, Chinese, and Korean) and ticket sales, computer reference terminals for sightseeing information are also available free of charge. The observation terrace with a sweeping view of Asakusa is also popular.

Asakusa (Subway: A18, G19, Tobu: TS01, Tsukuba Express: TX03)
 9:00–20:00 (8F Viewing deck –22:00) Open 365 days (closed during periods of maintenance, etc.)

8

Kuramae

蔵前

MAP P19D2

This up-and-coming area was traditionally the home of toy wholesalers and craftsmen, but recently a wave of restaurants and shops with studios have moved into renovated old storehouses in the area, making it a fun area that still retains its old charm.

Kuramae (Subway: A17, E11)

| | |
|-----------------------------|----|
| Shinjuku | 15 |
| Shibuya Harajuku Omotesando | 17 |
| Asakusa | 19 |
| Sumida Ryogoku | 23 |
| Ueno | 25 |
| Akihabara Ochanomizu | 27 |
| Ginza | 29 |
| Marunouchi | 31 |
| Nihonbashi | 33 |
| Roppongi Akasaka | 37 |
| Ikebukuro | 39 |
| Odaiba Ariake Aomi | 41 |
| Shiodome Shiba Takeshiba | 43 |
| Shinagawa | 45 |
| Ota | 47 |
| Shibamata | 49 |
| The Northern Tama Area | 51 |
| The Southern Tama Area | 53 |
| The Western Tama Area | 55 |
| Tokyo Islands | 57 |
| Nearby Prefectures | 61 |
| Park/Garden | 63 |
| Zoo/Botanical Garden | 65 |
| Amusement park | 66 |
| Museum | 67 |

Tokyo Must See and Do Tourist Spots

Asakusa & TOKYO SKYTREE TOWN

Complete Walkthrough!

#asakusa
#tokyoskytreetown



START!

Walk around Asakusa



Asakusa Nakamise Shopping Street




*Check here for more routes to see the city



Sensoji Temple

#asakusa

SUMIDA RIVER WALK
connects Asakusa
and TOKYO SKYTREE TOWN



LUNCH

#mizumachi

TOKYO mizumachi, a commercial complex
with more than 10 shops and a hostel

Don't miss sweets like the Shiratama Parfait, each one handmade with care by skilled patissiers!

"Ichiya"



You will be blown away by these burgers with meat patties instead of buns!

"shake tree DINER"





SHOPPING!

#solamachi

TOKYO Solamachi has a large collection of popular character shops!



©'76,'16 SANRIO (E)

© 2020 Pokémon. © 1995-2020 Nintendo/Creatures Inc. /GAME FREAK inc.
ポケémonンスター・ポケモン・Pokémonは任天堂・クリーチャーズ・ゲームフリークの登録商標です。



There are also many other fashion brand and souvenir shops!



BEAMS

Loft



•Ganso Shokuhin Sample-ya



•Asakusa Amezaiku Ameshin

BREAK!

#sweets

Try different sweets!



•Gion Tsujiri •Horiuchi Fruit Farm



AQUARIUM

SUMIDA AQUARIUM

The penguin pool and jellyfish areas are a must-see!



#sumidaaquarium

Special benefits with select tickets

Present the tickets for TOKYO SKYTREE, SUMIDA AQUARIUM, etc. and get special offers at TOKYO Solamachi shops!

For more details, please check here.



NIGHT VIEW

The 360-degree night view from TOKYO SKYTREE

#skytree

On the Tembo Deck 350 meters above ground, visitors can write their wishes on ribbons and tie them to a monument called "W1SH RIBBON". Part of the proceeds from ribbon sales are donated for the use of emergency assistance in the disaster.



To Nikko, a place to fully enjoy Japan's history and natural beauty just two hours from Asakusa

In July 2023, the new express train "SPACIA X" has started its operation! Enjoy history, abundant nature and onsen hot springs - visit the Nikko and Kinugawa Onsen area! Using Tobu Express SPACIA, you'll be there from Asakusa or TOKYO SKYTREE Station in about two hours.

Mount Nantai and Lake Chuzenji



▲ SPACIA X



©TOKYO-SKYTREE

For more detailed information about Asakusa, TOKYO SKYTREE TOWN, and Nikko, check here!



www.tobu.co.jp/en/



tobugroup.en



tobu_japan_trip_



TOKYO SKYTREE ▶ www.tokyo-skytree.jp/en/
TOKYO Solamachi ▶ www.tokyo-solamachi.jp/en/
TOKYO mizumachi ▶ www.tokyo-mizumachi.jp/en/

The townscape with its old shitamachi downtown atmosphere is dotted with sightseeing spots.
This area is now gathering attention from the world at large.

Sumida/Ryogoku

墨田・両国

Tokyo Sta. JR Yamanote Line **Kanda Sta.** Tokyo Metro Ginza Line **Asakusa Sta.** Tobu SKYTREE Line 30min. **TOKYO SKYTREE Sta.**
Tokyo Sta. JR Yamanote Line **Akihabara Sta.** JR Sobu Line 10min. **Ryogoku Sta.**



Tokyo Metro Toei Subway Tourist Spots (pp.15-60) Tourist Spots (pp.63-71) Accommodation Shopping Art Gallery / Museum 1 Subway Exit with an Elevator EV Subway Exit with an Elevator (No Exit Number)



1 TOKYO SKYTREE TOWN

東京スカイツリータウン

MAP P23A4



The "Tower Town" amid the still thriving historic Edo era culture of the Narihira and Oshiage districts. It consists of the freestanding TOKYO SKYTREE broadcasting tower and other facilities at the foot of it, such as the TOKYO Solamachi commercial facilities, an aquarium, planetarium, offices, and more.

1-a TOKYO SKYTREE

東京スカイツリーSM
0570-55-0634



The tallest freestanding broadcasting tower in the world boasting 634 meters in height. A view of the entire Kanto region can be enjoyed from the two observation decks located 350 and 450 meters above the ground and Mt. Fuji may be seen on sunny days. At the observation decks are also official shops, cafés, and restaurants.

1-b TOKYO Solamachi

東京ソラマチ
0570-55-0102



A "new oldtown-style" commercial facility at the foot of TOKYO SKYTREE. More than 300 shops are here to satisfy your fashion, tourism, and eating desires. Enjoy an up close view of TOKYO SKYTREE while dining on the 30th and 31st restaurant floors.

1-c SUMIDA AQUARIUM

すみだ水族館
03-5619-1821



"Ogasawara Sea Life," a large aquarium recreating the waters of the Natural World Heritage site, the Ogasawara Islands, is spectacular. There are also plenty of other sights to see, including the indoor open-style tank that lets you see penguins and seals from up close and the fantastic "Big Shale" with about 500 moon jellyfish.

1-d Konica Minolta Planetarium Tenku in TOKYO SKYTREE TOWN

コニカミノルタプラネタリウム天空 in 東京スカイツリータウン
03-5610-3043

Enjoy a realistic walk under the stars in this planetarium operated by a manufacturer of planetarium devices. Visitors can relax on reclining seats and experience a new type of program that consists of an array of lights, sounds, and aromas.

2 Sumida Park

隅田公園

MAP P23A3



A time-honored park opened to the public by Tokugawa Yoshimune so that common people could enjoy viewing cherry blossoms there. In spring, it is famous for its grand view of cherry trees in a line that spreads over 1 kilometer, and in summer, the Sumida River Fireworks Festival is held here.

3 Ryogoku Kokugikan

両国国技館

MAP P23C1



03-3623-5111 (Nihon Sumo Kyokai)

Where grand tournaments of sumo, an ancient Japanese martial art, are held. Even when there are no main tournaments, visitors can still enjoy the concession stands within the premises. The Sumo Museum, which collects and stores documents related to sumo, is also popular. In addition to fighting sport events, there are musical events and more.



*For watching the sumo tournament matches (held in Jan., May, and Sep.), buying a ticket is necessary and on a reserved basis.

4 -Ryogoku- EDO NOREN

-两国-江戸NOREN

MAP P23C1



03-6658-8033

Inspired by the desire to combine the most delicious flavors and the culture of today in an Edo period parlor, a wide variety of cuisines and food items is here to enjoy in the historic former Ryogoku Station building with an atrium reminiscent of the Edo townhouse, a fire watchtower, and a life-size sumo ring.

Traditional Crafts Experience

MAP P23B/C4



Edo Kiriko glass is traditional glassware featuring distinctive, vivid colors and delicately engraved geometrical designs. At Sumida Edo Kiriko-kan, visitors can experience making them too!

Nearby, at Atelier Sougeikan, visitors can also practice a kind of traditional "Edo calligraphy" on lanterns and fans.

Shinjuku

15

Shibuya
Harajuku
Omotesando

17

Asakusa

19

Sumida
Ryogoku

23

Ueno

25

Akihabara
Ochanomizu

27

Ginza

29

Marunouchi

31

Nihonbashi

33

Roppongi
Akasaka

37

Ikebukuro

39

Odaiba
Ariake
Aomi

41

Shiodome
Shiba
Takeshiba

43

Shinagawa

45

Ota

47

Shibamata

49

The Northern
Tama Area

51

The Southern
Tama Area

53

The Western
Tama Area

55

Tokyo Islands

57

Nearby
Prefectures

61

Park/Garden

63

Zoo/Botanical
Garden

65

Amusement
park

66

Museum

67

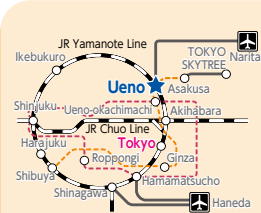
An area rich in nature and dotted with museums and historic structures. It is a relaxing area where the old downtown atmosphere still remains.

Ueno

上野

Tokyo Sta.

JR Yamanote Line
8min. Ueno Sta.



Tokyo Metro Toei Subway Tourist Spots (pp.15-60) Tourist Spots (pp.63-71) Accommodation Shopping Art Gallery / Museum 1 Subway Exit with an Elevator EV Subway Exit with an Elevator (No Exit Number)



1 Ameyoko

アメ横

MAP P25D3

The streets from JR Ueno Sta. to Okachimachi Sta. are crowded with stores offering clothes, miscellaneous goods, fresh fish and dried food.

Ueno (JR: JJ01, JK30, JU02, JY05, Subway: G16, H18), Okachimachi (JR: JK29, JY04)
 Varies according to the store



2 Ueno Park (Shinobazu pond)

上野恩賜公園(不忍池)

MAP P25C2

☎03-3828-5644

Designated in 1873 as the first park in Japan. Located throughout the huge grounds, which are famous for viewing cherry blossoms, are a zoo, an art gallery, museums, and more. One of the main sites is the Toshogu Shrine, which was built in 1627 upon request by Tokugawa Ieyasu in his will.

Ueno (JR: JJ01, JK30, JU02, JY05, Subway: G16, H18)

Varies according to the facility
 *For details of the facilities, please see the "Tourist Spots" (pp.63–71).

*1: No Wi-Fi at some locations



3 Kaneiji Temple

寛永寺

MAP P25B3

☎03-3821-4440

Built in 1625 by the Tokugawa shogunate as a prayer temple. It later also served as a family temple and entombed here are six former shoguns. The Konpon Chudo (main hall), the Kaisando, the Kiyomizu Kannondo, and the Shinobazu-no-ike Bentendo are among the structures that are located near Ueno Park.

Uguisudani (JR: JK31, JY06)
 ☎9:00–16:00

Open 365 days



4 Yushima Tenmangu Shrine

湯島天満宮(湯島天神)

MAP P25D2

☎03-3836-0753

The old shrine, established in 458, enshrines Sugawara Michizane, the God of Learning. There are about 300 Japanese plum trees in the precincts that were planted in connection with Sugawara Michizane. The Shaden architecture, entirely constructed with Japanese cypress in 1995, is a must-see.

Yushima (Subway: C13)

☎6:00–20:00 Worship in precincts 365 days available

Treasure house – Adult ¥500



5 Shitamachi Museum

台東区立下町風俗資料館

MAP P25D2

☎03-5846-8426

Experience shitamachi (oldtown) life in this museum dedicated to showcasing everyday life in the capital in earlier times.

Ueno (JR: JJ01, JK30, JU02, JY05, Subway: G16, H18), Ueno-hirokoji (Subway: G15), Ueno-okachimachi (Subway: E09), Yushima (Subway: C13) ☎9:30–16:30 (Admission until 16:00) Mondays (or the following day when it falls on a national holiday), December 29–January 3, exhibition renewal periods, etc. Adult ¥300, Elementary/Junior high/High school student ¥100 *The Japanese facility name will change in March 2025.



Take a stroll through Yanesen, where an old downtown shitamachi atmosphere still remains.

Yanesen & Yanaka Ginza

MAP P25A1/2



Yanaka, Nezu, and Sendagi, which are in a downtown shitamachi district of Tokyo, are collectively called "Yanesen", and have become a popular spot for strolling. There are many shrines and temples there, including the family temple of the Tokugawa Clan. One of the main spots is Yanaka Ginza, which is crowded with people, young and old, as there is everything from old established shops open since the Taisho era, to modern sweets shops. Many cats also gather at the Yuyake Dandan staircase, which is a hot spot for taking pictures of cats, located at the entrance of the shopping street.

Sendagi (Subway: C15), Nippori (JR: JY07, Keisei: KS02)

6 Nezu-jinja Shrine

根津神社

MAP P25B1

☎03-3822-0753

Nezu-jinja Shrine was founded about 1,900 years ago. The current buildings were built in 1706 and the seven buildings including the Honden (main hall) are designated National Important Cultural Properties. In spring, about 3,000 azalea bushes of about 100 varieties bloom in the shrine's Azalea Garden.

Nezu (Subway: C14), Sendagi (Subway: C15)
 Karamon Gate: Mar.–Sep. until 18:00, Feb. and Oct. until 17:30, Nov.–Jan. until 17:00



Shinjuku

15

Shibuya

Harajuku

Omotesando

17

Asakusa

19

Sumida

Ryogoku

23

Ueno

25

Akihabara

Ochanomizu

27

Ginza

29

Marunouchi

31

Nihonbashi

33

Roppongi

Asakusa

37

Ikebukuro

39

Odaiba

Ariake

Aomi

41

Shiodome

Shiba

Takeshiba

43

Shinagawa

45

Ota

47

Shibamata

49

The Northern

Tama Area

51

The Southern

Tama Area

53

The Western

Tama Area

55

Tokyo Islands

57

Nearby

Prefectures

61

Park/Garden

63

Zoo/Botanical

Garden

65

Amusement

park

66

Museum

67

An area lined with shops offering electrical equipment and an area that retains its rustic atmosphere perfect for shopping and taking a stroll.

Akihabara/Ochanomizu

秋葉原・御茶ノ水

Tokyo Sta.

JR Yamanote Line
4min. Akihabara Sta.

Tokyo Sta.

JR Chuo Line
4min. Ochanomizu Sta.



Tokyo Metro
 Toei Subway
 Tourist Spots (pp.15-60)
 Tourist Spots (pp.63-71)
 Accommodation
 Shopping
 Art Gallery / Museum
 Subway Exit with an Elevator
 Subway Exit with an Elevator (No Exit Number)



1 Kaiyodo Hobby Lobby Tokyo

MAP P27C4

海洋堂ホビーロビー東京

03-3253-1951

A retail shop of the model manufacturer Kaiyodo. An abundance of elaborate figures and capsule toys including popular characters, Buddhist statues, animal figures and dinosaur figures can be found here. Samples of new products are also on display in a section of the gallery earlier than in other shops.

Akihabara (JR: JB19, JK28, JY03, Subway: H16, Tsukuba Express: TX01) Weekday: 12:00–20:00, Saturdays, Sundays, holidays: 11:00–19:00 Open 365 days



3 Kanda-jinja Shrine (Kanda Myojin)

MAP P27B3

神田神社 (神田明神)

03-3254-0753

Reportedly built in 730, this ancient shrine is revered as a place to pray for luck in business, family, matchmaking, protection from bad luck, and competition. The vermilion-lacquered buildings that appear after passing through the gateway and climbing the approach is a spectacular sight. At the Culture Complex, souvenirs are available, as are ATMs for cards issued outside Japan. It is easily accessible from Akihabara Station. Akihabara (JR: JB19, JK28, JY03, Subway: H16, Tsukuba Express: TX01), Ochanomizu (JR: JB18, JC03, Subway: M20), Shin-ochanomizu (Subway: C12), Suehirocho (Subway: G14) Open 24 hours Open 365 days



4 Kanda Secondhand Books Area

MAP P27C1

神田古書店街

There are approximately 130 second-hand book stores in the Kanda Jinbocho area. A wide range of specialized books can be found here that is a big appeal to book lovers.

Jimbocho (Subway: H10, S06, Z07) Varies according to the store



6 Ochanomizu Origami Kaikan

MAP P27B2

お茶の水 おりがみ会館

03-3811-4025

This facility dedicated to Japanese washi paper and origami (folding paper) is fun for both adults and kids. This 6 story-building has a shop, a gallery, and classrooms, as well as a dyeing studio. You can see the process of dyeing the papers (irregular schedule). Origami classes, etc. are available (reservation only).

Ochanomizu (JR: JB18, JC03, Subway: M20), Suehirocho (Subway: G14), Shin-ochanomizu (Subway: C12) 9:30–16:30 Sundays, holidays Varies according to the class (Admission is free)



2 2k540&SEEKBASE&CHABARA

MAP P27B4

2k540&SEEKBASE&CHABARA



Akihabara (JR: JB19, JK28, JY03, Subway: H16, Tsukuba Express: TX01)

2-a 2k540 AKI-OKA ARTISAN

2k540 AKI-OKA ARTISAN

03-6806-0254

A complex with various shops focused on Japan's "monozukuri" crafts-manship, showcasing leatherwork and other kinds of traditional craftwork in Japan. Some workshop experiences also available. 11:00–19:00 *Core time (varies according to the store) Wednesdays (The facility remains open on holidays but stores are subject to individual opening hours)

2-b SEEKBASE AKI-OKA MANUFACTURE

SEEKBASE AKI-OKA MANUFACTURE

This shopping district is home to various shops offering hobby items such as audio equipment, cameras and figures. 11:00–20:00 (varies according to the store) No fixed holiday (some stores are closed on Wednesdays)

2-c CHABARA AKI-OKA MARCHE

CHABARA AKI-OKA MARCHE

03-3258-0051 (Nippon Hyakkaten Shokuhinkan)

Shop among a rich selection of local Japanese foods from all over the country and dine at a restaurant serving Buddhist vegetarian cuisine and local dishes. 11:00–20:00 January 1, 1st Wednesday of June and November

5 mAACH ecute KANDA MANSEIBASHI

MAP P27C3

マーチエキュート神田万世橋

A diverse facility built on the site of the former Manseibashi Station. The structure adorned with beautiful brick arches is home to specialty shops and art exhibits. Relics of the former Manseibashi Station are also on display.

Akihabara (JR: JB19, JK28, JY03, Subway: H16, Tsukuba Express: TX01) Varies according to the store (please refer to the official website) No fixed holiday



Anime Shops in Electric Area

Akihabara MAP P27B3, C3

Akihabara, the beating heart of pop culture, is lined with countless anime shops. Best-selling favorites are here of course, but also tons of hidden treasures! Be sure to check for events in the area before coming.

Akihabara (JR: JB19, JK28, JY03, Subway: H16, Tsukuba Express: TX01)



| | |
|------------------------|----|
| Shinjuku | 15 |
| Shibuya | |
| Harajuku | |
| Omotesando | 17 |
| Asakusa | |
| | 19 |
| Sumida | |
| Ryogoku | 23 |
| Ueno | |
| | 25 |
| Akihabara | |
| Ochanomizu | 27 |
| Ginza | |
| | 29 |
| Marunouchi | |
| | 31 |
| Nihonbashi | |
| | 33 |
| Roppongi | |
| Asakusa | 37 |
| Ikebukuro | |
| | 39 |
| Odaiba | |
| Ariake | |
| Aomi | 41 |
| Shiodome | |
| Shiba | |
| Takeshiba | 43 |
| Shinagawa | |
| | 45 |
| Ota | |
| | 47 |
| Shibamata | |
| | 49 |
| The Northern Tama Area | |
| | 51 |
| The Southern Tama Area | |
| | 53 |
| The Western Tama Area | |
| | 55 |
| Tokyo Islands | |
| | 57 |
| Nearby Prefectures | |
| | 61 |
| Park/Garden | |
| | 63 |
| Zoo/Botanical Garden | |
| | 65 |
| Amusement park | |
| | 66 |
| Museum | |
| | 67 |

Stores such as luxury boutiques and popular shops appear one after another here. This town has the latest in fashion.

Ginza

銀座

Tokyo Sta.

Tokyo Metro Marunouchi Line
3min.

Ginza Sta.



- Tokyo Metro
- Toei Subway
- Tourist Spots (pp.15-60)
- Tourist Spots (pp.63-71)
- Accommodation
- Shopping
- Art Gallery / Museum
- Subway Exit with an Elevator
- Subway Exit with an Elevator (No Exit Number)



1 Ginza Shopping District

銀座ショッピング街

MAP P29B2



An area lined with well-known department stores, as well as shops of both luxury brands such as CHANEL and GUCCI, as well as casual fashion names such as UNIQLO and ZARA, among an endless variety of others.

- Ginza (Subway: G09, H09, M16)
- Varies according to the store



3 Ginza Yonchome Intersection

銀座四丁目交差点

MAP P29B2



At the intersection of Chuo-dori St. (Ginza-dori St.) and Harumi-dori St., there are symbolic architectures of Ginza including the renowned Mitsukoshi Department Store and the clock tower of SEIKO HOUSE (WAKO). The perfect place to start a Ginza walk.

- Ginza (Subway: G09, H09, M16)



4 GINZA SIX

GINZA SIX

☎03-6891-3390

MAP P29C2



This thirteen-story commercial complex with about 220 stores is one of Ginza's largest facilities and Tokyo's high-end fashion center. The building also has an expansive rooftop garden area for great views of Tokyo, and on the basement floor, a traditional Noh theater.

- Ginza (Subway: G09, H09, M16), Higashi-ginza (Subway: A11, H10)
- Shop: 10:30-20:30
- Restaurant: 11:00-23:00
- Varies according to the store



5 Tsukiji Hongwanji Temple

築地本願寺

☎0120-792-048

MAP P29C4



A temple of the Jodo Shinshu Hongwanji school of Buddhism whose head temple is the Nishi Hongwanji Temple in Kyoto. This eye-catching building is based on ancient Buddhist architecture from India and other Asian cultures. The main hall, pillars of the Sanmon Gate, and stone walls were designated as Important Cultural Properties in 2014.

- Tsukiji (Subway: H11)
- 6:00-16:00 (closed after evening service)
- Open 365 days



2 GINZA KABUKIZA

GINZA KABUKIZA

MAP P29C3



A complex facility consisting of the Kabukiza and KABUKIZA Tower. After the 4th Kabukiza was closed for a period of three years, the reconstruction was finally completed in 2013.

- Higashi-ginza (Subway: A11, H10)

2-a Kabukiza Theatre

歌舞伎座

☎03-3545-6800

Opened more than 130 years ago in 1889, this is the world's only exclusive Kabuki theater. It has maintained its refined classical theater since the Meiji era, and has continued to present performances that incorporate the spirit of the times. The 5th incarnation of the theater, designed by architect Kuma Kengo, is a masterpiece of tradition and innovation.

- Varies according to the performance month

2-b KABUKIZA Tower

歌舞伎座タワー

An office tower designed based on traditional Japanese aesthetics adjacent to the Kabukiza. On the 5th floor, the popular Kabukiza Gallery conveys the fascination of Kabuki in an easy-to-understand way. Various Kabuki souvenirs are available at Kobikicho Square on floor B2F.

6 Hibiya OKUROIJI

日比谷OKUROIJI

MAP P29C1



At Hibiya OKUROIJI, the centuries old historic brick archways fuse with modern architecture to produce a fascinating space. Stop by this place designed as a "hideaway for connoisseurs," to enjoy something beyond the ordinary at one of the many carefully selected restaurants, cafes and shops.

- Shimbashi (JR: JK24, JO18, JT02, JY29, Subway: A10, G08, Yurikamome: U01), Yurakucho (JR: JK25, JY30, Subway: Y18), Hibiya (Subway: C09, H08, I08)

- Varies according to the store



Shinjuku 15

Shibuya Harajuku Omotesando 17

Asakusa 19

Sumida Ryogoku 23

Ueno 25

Akihabara Ochanomizu 27

Ginza 29

Marunouchi 31

Nihonbashi 33

Roppongi Akasaka 37

Ikebukuro 39

Odaiba Ariake Aomi 41

Shiodome Shiba Takeshiba 43

Shinagawa 45

Ota 47

Shibamata 49

The Northern Tama Area 51

The Southern Tama Area 53

The Western Tama Area 55

Tokyo Islands 57

Nearby Prefectures 61

Park/Garden 63

Zoo/Botanical Garden 65

Amusement park 66

Museum 67

The area in front of Tokyo Station - the huge terminal where many trains come and go.

Marunouchi

丸の内

Tokyo Sta.

3min. walk Marunouchi

● Tokyo Metro ● Toei Subway ● Tourist Spots (pp.15-60) ● Tourist Spots (pp.63-71) ● Accommodation ● Shopping ● Art Gallery / Museum ● Subway Exit with an Elevator ● Subway Exit with an Elevator (No Exit Number)



1 Imperial Palace/Nijubashi

皇居・二重橋

MAP P31C1

☎03-5223-8071 (Press Section, General Administration Division, Imperial Household Agency)

The Edo Castle, formerly the Tokugawa Family's residence, became the Imperial Palace as the Emperor moved to Tokyo from the Kyoto Imperial Palace after the Meiji Restoration. Part of the site is opened to the public as the Imperial Palace East Gardens. The Nijubashi Bridge in front of the main entrance is famous.

Nijubashimae (Marunouchi) (Subway: C10), Hibiya (Subway: C09, H08, I08) Open 365 days (Opening to the public will be on a designated date and time. Please refer to the official website.)



3 Marunouchi Bldg./Shin-Marunouchi Bldg.

丸ビル・新丸ビル

MAP P31B3,C2/3

☎03-5218-5100

Marunouchi Building, a landmark on the Marunouchi south side of Tokyo Station, is a large complex of about 140 shops including high-end international and domestic fashion brands, and restaurants that offer amazing views of the metropolis.

Shin-Marunouchi Building has about 150 shops with lots of individuality and marunouchi HOUSE with restaurants that are open until late at night.

Shop: 11:00-21:00 (until 20:00 on Sundays and holidays), Restaurant: 11:00-23:00 (until 22:00 on Sundays and holidays) Some restaurants of Shin-Marunouchi Bldg. are open late at night. *Varies according to the store.

January 1, statutory inspection days



4 KITTE

KITTE

MAP P31C3

☎03-3216-2811(10:00-19:00)

A commercial facility run by Japan Post. Shoppers here can enjoy the craftsmanship and unique aesthetic sense of Japan, as well as restaurants serving delicious dishes from across the country. Also attached is the Tokyo Central Post Office and a tourist information center.

Tokyo (JR: JC01, JE01, JK26, JO19, JT01, JU01, JY01, Subway: M17) Varies according to the store January 1 and statutory inspection days



5 Tokyo International Forum

東京国際フォーラム

MAP P31D2

☎03-5221-9000

Complex cultural facilities including 8 small-to-large-sized halls, 34 conference rooms, a symbolic glass atrium and others. It is a venue for various exhibitions, musicals, and concerts. Its futuristic glass atrium is unique.

Yurakucho (JR: JK25, JY30, Subway: Y18)

Open space: 7:00-23:30, Rental facilities: vary according to the event

Open 365 days (irregularly closed)

*1: No Wi-Fi at some locations



2 Tokyo Station

東京駅

MAP P31B3,C3



Completed in 1914, the Tokyo Station Marunouchi Building, designated as an Important Cultural Property, is a Renaissance-style red-brick building. It was reconstructed as a two-story building after the war, but was restored to its original form in 2012. In the station are many facilities including First Avenue Tokyo Station and GranSta Tokyo to satisfy your every shopping and dining desire.

Tokyo (JR: JC01, JE01, JK26, JO19, JT01, JU01, JY01, Subway: M17)

Varies according to the store Open 365 days

2-a Tokyo Ramen Street

東京ラーメンストリート

As its name suggests, this is an underground "street" inside Tokyo Station. Those searching for ramen heaven will have to look no further than this old-fashioned style street lined with famous ramen shops from Tokyo.

2-b Tokyo Character Street

東京キャラクターストリート

Not far from Tokyo Ramen Street lies Tokyo Character Street, which features over 30 stores with popular characters such as Chikawa, Rilakkuma, and more. Also in this area is Ichiban Plaza which hosts an everchanging lineup of pop up shops.

6 Marunouchi Naka-dori Street

丸の内仲通り

MAP P31C2

One of the top brand-oriented streets in Tokyo, which connects Ottemachi Station and Yurakucho Station. Gathered in the new and old buildings are various shops and restaurants, from old established shops to new outlets.

Tokyo (JR: JC01, JE01, JK26, JO19, JT01, JU01, JY01, Subway: M17)

Varies according to the store



| | |
|------------------------|----|
| Shinjuku | 15 |
| Shibuya | |
| Harajuku | |
| Otemachi | 17 |
| Asakusa | |
| | 19 |
| Sumida | |
| Ryogoku | 23 |
| Ueno | |
| | 25 |
| Akihabara | |
| Ochanomizu | 27 |
| Ginza | |
| | 29 |
| Marunouchi | 31 |
| Nihonbashi | |
| | 33 |
| Roppongi | |
| Asakasa | 37 |
| Ikebukuro | |
| | 39 |
| Odaiba | |
| Ariake | |
| Aomi | 41 |
| Shiodome | |
| Shiba | |
| Takeshiba | 43 |
| Shinagawa | |
| | 45 |
| Ota | |
| | 47 |
| Shibamata | |
| | 49 |
| The Northern Tama Area | |
| | 51 |
| The Southern Tama Area | |
| | 53 |
| The Western Tama Area | |
| | 55 |
| Tokyo Islands | |
| | 57 |
| Nearby Prefectures | 61 |
| Park/Garden | |
| | 63 |
| Zoo/Botanical Garden | |
| | 65 |
| Amusement park | |
| | 66 |
| Museum | |
| | 67 |

The heartland of commercial culture that dates back to the Edo era. It is an area with many well-established shops where you can feel history and culture.

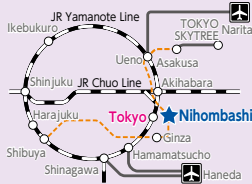
Nihonbashi

日本橋

Tokyo Sta.

10 min. walk Nihombashi Sta.

- Tokyo Metro
- Toei Subway
- Tourist Spots (pp.15-60)
- Tourist Spots (pp.63-71)
- Accommodation
- Shopping
- Art Gallery / Museum
- Subway Exit with an Elevator
- Subway Exit with an Elevator (No Exit Number)



1 Nihonbashi Bridge

日本橋

MAP P33B2

Nihonbashi Bridge was originally built in 1603 and set as the starting point in Edo (now Tokyo) of major roads to each region in Japan. Being wooden, it was burned down in fires and reconstructed many times. The current bridge is the 20th version, built in 1911, and the first stone arch Nihonbashi Bridge.

Nihombashi (Subway: A13, G11, T10)



3 Bank of Japan/Bank of Japan Currency Museum

日本銀行・日本銀行金融研究所貨幣博物館

MAP P33B1

Bank of Japan Tour Desk: ☎03-3279-1111
Currency Museum: ☎03-3277-3037

The Bank of Japan offers guided tours to explore the BOJ Main Building, designated as an Important Cultural Property. The Currency Museum displays coins and documents from ancient times to the present.

Mitsukoshimae (Subway: G12, Z09)

Bank of Japan

Saturdays, Sundays, national holidays, year-end and New Year holidays ***Reservation required**
(Please refer to the official website)

Currency Museum ☎9:30–16:30 (admission until 16:00)

Mondays (open if it falls on a national holiday), New Year holidays



Photo courtesy of: Bank of Japan

5 Suitengu Shrine

水天堂

MAP P33B4



A shrine renowned for blessings of safe childbirth, fertility, protection from disaster, and the bringing of good fortune. The goddess Hoshō Benzaiten is enshrined in this famous “power spot” of good luck and success in financial, artistic, and academic endeavors. The “ema” wood plaques, “omikuji” fortune-telling slips and “goshuin” shrine stamps are popular. Many also love to take photos with the “Kodakara Inu” statue of a dog with its pup, a figure tied to wishes for safe childbirth.

Suitengumae (Subway: Z10) ☎7:00–18:00



7 TOKYO MIDTOWN YAESU

東京ミッドタウン八重洲

MAP P33C1


☎03-6225-2234 (11:00-19:00)



A large complex directly connected to Tokyo Station, inspired by the concept: “Japan Presentation Field - a town that gathers the dreams of Japan. A place that nurtures the dreams of the world.” Shopping, dining, offices, a hotel, bus terminals, and more are all here.

Tokyo (JR: JC01, JE01, JK26, JO19, JT01, JU01, JY01, Subway: M17)

Varies according to the facility



2 COREDO Nihonbashi/Muromachi/Muromachi Terrace

COREDO 日本橋・室町・室町テラス

MAP P33C2,B1/2



A commercial complex in the Muro-machi-Nihonbashi area. COREDO Nihonbashi has restaurants and shops carrying fashion and beauty goods spread over 4 floors plus the basement. COREDO Muromachi consists of 4 buildings that include COREDO Muromachi 1, 2, 3, and the Terrace. Movie theaters, a great variety of restaurants and an array of well established brands are all here for your enjoyment.

Nihombashi (Subway: A13, G11, T10), Mitsukoshimae (Subway: G12, Z09) Varies according to the store No fixed holiday



4 Ningyocho

人形町

MAP P33B3/4



A downtown neighborhood that has been busy and lively since the Edo era thanks to puppet shows, Suten-gu, and more. There are still traditional crafts shops and old established restaurants in Amazake Yokocho, which leads to the Meijiza theater and Hamacho Park. Events such as the Setomono Market in August and the Bettara Market in October as well as the Ningyo Market in November are famous.

Ningyocho (Subway: A14, H14)



6 Department Store District and Chuo-dori Street

百貨店街&中央通り

MAP P33B2,C2



In addition to its huge commercial facilities, Chuo-dori is a street that is lined with famous department stores such as the Nihombashi Mitsukoshi Main Store, which is known as Japan's first department store, and Nihombashi Takashimaya S.C., whose main building is designated as an Important Cultural Property. New commercial facilities such as COREDO Muromachi, COREDO Muromachi Terrace, COREDO Nihonbashi, and YUITO are also starting to appear, offering more to your shopping experience with everything from luxury brand products to household goods and gifts. You can also travel almost all of Japan without ever leaving Tokyo by visiting local municipality specialty shops featuring specialties and souvenirs from regional areas of Japan. Over the Nihonbashi River spans the Nihonbashi Bridge, where the Kilometer Zero of Japan, or Zero Mile Marker, is located. There is also a boat dock that provides boat trips.

Nihonbashi: Nihombashi (Subway: A13, G11, T10), Chuo-dori Street: Shin-Nihombashi (JR: JO20)

*1: No Wi-Fi at some locations

Shinjuku

15

Shibuya
Harajuku
Omotesando

17

Asakusa

19

Sumida
Ryogoku

23

Ueno

25

Akihabara
Ochanomizu

27

Ginza

29

Marunouchi

31

Nihonbashi

33

Roppongi
Akasaka

37

Ikebukuro

39

Odaiba
Ariake
Aomi

41

Shiodome
Shiba
Takeshiba

43

Shinagawa

45

Ota

47

Shibamata

49

The Northern
Tama Area

51

The Southern
Tama Area

53

The Western
Tama Area

55

Tokyo Islands

57

Nearby
Prefectures

61

Park/Garden

63

Zoo/Botanical
Garden

65

Amusement
park

66

Museum

67

Nihonbashi - the town filled with history, waterfronts, and downtown shitamachi culture that dates back to the Edo era.



Sushi

Tempura

Enjoy washoku (Japanese cuisine), which is now an Intangible Cultural Heritage, and the various flavors of the long-established shops in Nihonbashi.

The Nihonbashi area




Important Cultural Property

3 Nihonbashi

A town with both history and progress.

Edo was largely a watery marshland that was filled about 400 years ago. The Nihonbashi area, which prospered as a town of merchants, still serves as a base point of commerce and finance.



Road Marker



4 Jan Joosten monument



1 Fukutoku Shrine



2 Picture scroll of Kidai Shoran (Underground passage in Mitsukoshimae Station)

Check out our website!



Metrolink Nihonbashi

Free bus connecting Yaesu, Kyobashi and the Nihonbashi area. Very useful for shopping or sightseeing.



Metrolink Nihonbashi E Line

Useful for moving from Tokyo Station towards Hamacho, Ningyocho and Kabutocho. Practical if you are going to the theater or exploring the neighborhood.



[Contact] HINOMARU LIMOUSINE CO., Ltd.
TEL.03-6903-3334 URL:http://www.hinomaru.co.jp

Recommended when touring the Nihonbashi area!

SKY HOP BUS

A route bus line with open-air double-decker tour busses. *Please see page 11 for details.



[Contact] Sky Bus Tokyo
TEL.03-3215-0008 (9:30~18:00)
URL:http://www.skybus.jp/

Walking around the Nihonbashi area

1 Fukutoku Shrine

Established more than 1,000 years ago, Shogun Tokugawa Iyeyasu also visited this shrine. It is an Iinari shrine that is famous for blessing prosperous business.

↓ About 2 min.

2 Picture scroll of Kidai Shoran (Underground passage in Mitsukoshimae Station)

The elaborately drawn picture scrolls depicting the Nihonbashi area of about 200 years ago can be seen at the underground passage below the main Mitsukoshi store in Nihonbashi.

↓ About 3 min.

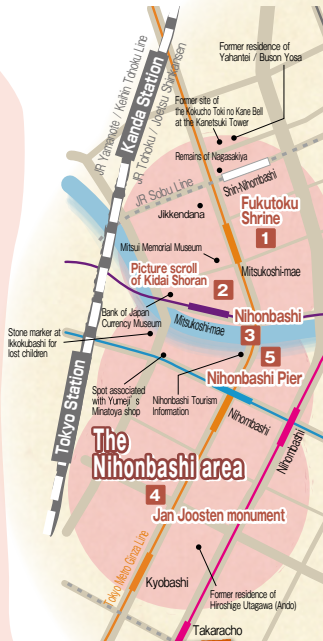
3 Nihonbashi

This bridge, which first served as the starting point of the five routes of the Edo era, was built in 1603.

↓ About 10 min.

4 Jan Joosten monument

A monument dedicated to the Dutch sailor Jan Joosten, who came to Japan in 1600 and after whom the Yaesu area is named.



Now Open!

Nihonbashi Tourism Information

Designed for domestic and inbound visitors to the Nihonbashi area and providing information about river cruises and sightseeing in English, Chinese, Korean, etc. Products from venerable shops of Nihonbashi are also available.



Open all year from 10:00-17:00
(times might vary depending on the season)
<http://www.nihonbashi-info.tokyo/>



Touring the waterfront

Take a tour of the waterfront that was bustling with boats and fish markets during the Edo era.

The Nihonbashi River, where there were several locations for unloading cargo from across the country, was an important transportation passage during the Edo era. Here, you can enjoy reminiscing about the old scenery of those times on boat rides.

5 Nihonbashi Pier (Sojuro Riverbank)

Enjoy a ride on a small boat that crosses below a historic bridge while bringing back memories of the past. Experience a whole new kind of Tokyo scenery.



6 Yagenbori Fudo Temple

One of the three great Fudo temples of Edo, said to have been built in 1585 and depicted in Hasegawa Settan's illustrated guide depicting the famous sights of Edo.

The Ningocho area



7 Ningocho

Walking around the Ningocho area

7 Ningocho

This area, which was filled with forms of entertainment such as Kabuki and puppet shows was given its name due to its large population of puppeteers.

About 5 min.

8 Amazake Yokocho

A charming street lined with old and unchanged shops as well as folksy restaurants.

About 7 min.

9 Meijiza

Various kinds of performances are given every day at this grand theater, which was opened 140 years ago.

In a downtown shitamachi atmosphere, where the liveliness of Edo lingers.

Originally known as the central entertainment district for the common people, the Ningocho area, which also gathered various types of culture, still retains its old vibrant downtown shitamachi atmosphere.



8 Amazake Yokocho



9 Meijiza

Amazake Yokocho is a commercial shopping street filled with a downtown shitamachi atmosphere and lined with establishments such as tofu and shamisen shops.

六本木・赤坂

Roppongi/Akasaka

Tokyo Sta.

■ Tokyo Metro Marunouchi Line ■ Kasumigaseki Sta.

Tokyo Metro Hibiya Line

Hibiya Line - Roppongi Sta.

🕒 13min.



 Tokyo Metro
 Toei Subway
 Tourist Spots (pp.15-60)
 Tourist Spots (pp.63-71)
 Accommodation
 Shopping
 Art Gallery / Museum
 1 Subway Exit with an Elevator
 EV Subway Exit with an Elevator (No Exit Number)



1 TOKYO MIDTOWN

東京ミッドタウン

☎03-3475-3100

MAP P37B2



TOKYO MIDTOWN is a new style of complex city based on the concept of "high-quality daily life in mid-town Tokyo". There are many stores, restaurants, a hotel, a richly green park, Suntory Museum of Art, and more on the spacious premises.

- Roppongi (Subway: E23, H04)
- Fashion, Interior goods, Services: 11:00–20:00
- Food & Cafe: 11:00–21:00
- Restaurants & Bars: 11:00–23:00
- Varies according to the facility



3 Azabu-Juban Shopping District

麻布十番商店街

MAP P37D3

This common shopping area has a history of more than 300 years. There are also many attractions such as antique markets, Rakugo (comic storytelling) shows and a Summer-end Festival.

- Azabu-juban (Subway: E22, N04)
- Varies according to the store



4 Akasaka Sacas

赤坂サカス

MAP P37A3



An entertainment complex with several halls for events hosted mainly by TBS, such as Sacas Plaza, and TBS AKASAKA ACT THEATER, as well as shops and restaurants.

- Akasaka (Subway: C06)
- Varies according to the store
- Open 365 days



5 AZABUDAI HILLS

麻布台ヒルズ

☎03-6433-8100

MAP P37C3



Surrounded by greenery, this facility offers a diversity of urban attractions and conveniences. Roughly 150 shops, including luxury brands, are here along with the new home of Odaiba's popular "Mori Building Digital Art Museum: Epson teamLab Borderless".

- Kamiyacho (Subway: H05)
- Please refer to the official website
- Open 365 days




2 Roppongi Hills

六本木ヒルズ

☎03-6406-6000

MAP P37C2



Located in the center of Roppongi, this sprawling integrated urban development, known as Tokyo's "Cultural Heart", is a lifestyle destination featuring restaurants, high-end boutiques, a hotel, a cinema, and a museum.

- Roppongi (Subway: E23, H04)
- Varies according to the facility

2-a Roppongi Hills Observation Deck Tokyo City View

六本木ヒルズ展望台 東京シティビュー

☎03-6406-6652

For a stunning panorama of the city, look no further than Tokyo City View. This indoor lookout point is 250m aboveground on the 52nd floor of Mori Tower in Roppongi Hills.

- Please refer to the official website

2-b Mohri Garden

毛利庭園

☎03-6406-6000 (Roppongi Hills Information Center)

Mohri Garden is an oasis of lush greenery in Roppongi Hills featuring a lovely pond surrounded by trees offering shade. Cherry and Japanese maple trees stand among many other seasonal plants as well as public artworks.

🕒7:00–23:00

Tour Roppongi's Art on the Road

Public Art and Design in Roppongi

MAP P37C2

Roppongi's reputation as a Tokyo art town is well-deserved: it is home to three major art museums, many small galleries, and the streets are filled with public artworks that anyone can enjoy for free. The 10-meter-high Maman (French for "mother") spider statue on the 66 Plaza, which is a gateway to Roppongi Hills, is one of the many famous artworks that brings people here. Why not take a stroll around the area and enjoy the art?



Shinjuku

15

Shibuya
Harajuku
Omotesando

17

Asakusa

19

Sumida
Ryogoku

23

Ueno

25

Akihabara
Ochanomizu

27

Ginza

29

Marunouchi

31

Nihonbashi

33

Roppongi
Akasaka

37

Ikebukuro

39

Odaiba
Ariake
Aomi

41

Shiodome
Shiba
Takeshiba

43

Shinagawa

45

Ota

47

Shibamata

49

The Northern
Tama Area

51

The Southern
Tama Area

53

The Western
Tama Area

55

Tokyo Islands

57

Nearby
Prefectures

61

Park/Garden

63

Zoo/Botanical
Garden

65

Amusement
park

66

Museum

67

A town that lets you experience art and culture in addition to having exciting leisure facilities.

Ikebukuro

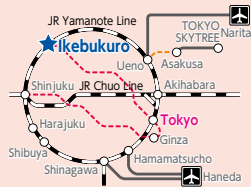
池袋

Tokyo Sta.

Tokyo Sta.

Tokyo Metro Marunouchi Line
17min. Ikebukuro Sta.

JR Yamanote Line
24min. Ikebukuro Sta.



1 Tokyo Metro 2 Toei Subway 3 Tourist Spots (pp.15-60) 4 Tourist Spots (pp.63-71) 5 Accommodation 6 Shopping 7 Art Gallery / Museum 8 Subway Exit with an Elevator 9 Subway Exit with an Elevator (No Exit Number)



1 Jiyugakuen Myonichikan

自由学園 明日館

MAP P39C1

☎03-3971-7535 (Myonichikan office)

Designated as an Important Cultural Property, Myonichikan was designed by Frank Lloyd Wright in 1921 as a school building of Jiyugakuen. Myonichikan is open to the public and can be used as a wedding reception hall, concert hall or for other events. Visitors can see the inside of the building during the following days and hours. Ikebukuro (JR: JA12, JS21, JY13, Subway: F09, M25, Y09, Seibu: SI01, Tobu: TJ01) ☎10:00–16:00. Evening tours available on the 3rd Friday of each month (18:00–21:00) Tour on holiday once a month (10:00–17:00) Last admittance is 30 minutes before closing time Mondays (or the following day when it falls on a national holiday), New Year holidays Admission ¥500, Admission (including coffee) ¥800 (¥200 discount) *Please check the open days in advance.


3 Sunshine City

サンシャインシティ

MAP P39B3

☎03-3989-3331

A massive complex and a beloved Ikebukuro landmark for over forty years. In addition to "Sunshine 60 Bldg.", which provides a panoramic view from one of the highest observatories and restaurants in the city, there are also hotels, entertainment facilities and shopping streets. Higashi-Ikebukuro (Subway: Y10) Varies according to the facility Open 365 days (some facilities have scheduled closed days)



3-a Sunshine Aquarium

サンシャイン水族館

☎03-3989-3466

Japan's first urban-type hi-rise aquarium. Here, visitors can experience an extraordinary atmosphere surrounded by water and greenery based on the concept of "Oasis in the sky". In addition to African penguins and Asian Small-clawed Otters, "Immersive Space of Jellyfish", a jellyfish area where visitors can be soothed by the drifting jellyfish, is also popular. ☎9:30–21:00 (10:00–18:00 in autumn and winter) *Admission until 1hr. before closing Adult ¥2,600, Child ¥1,300, Infant ¥800 (Subject to change)

3-b Konica Minolta Planetarium Manten in Sunshine City

コニカミノルタプラネタリウム満天 in Sunshine City

☎03-3989-3546

Operated by a manufacturer of planetarium devices. Visitors can experience a new form of entertainment presented with surprisingly realistic imagery of starry skies with music and aromas. The wide reclining seats allow the show to be enjoyed in comfort. Weekday 10:00–21:00, Saturdays, Sundays, holidays: 10:00–22:00 Closed when exhibits are being changed and during machine maintenance period Adult, high and junior high school student ¥1,600, Child (from 4 yrs. old and elementary school student) ¥1,000, "healing planetarium" relaxation program visitors ¥1,900 (Children under elementary school age are not allowed to enter)

3-c The Ancient Orient Museum, Tokyo

古代オリエント博物館

☎03-3989-3491

Here you'll find exhibits that include stone tools, earthenware, and statues of gods related to the ancient civilization of the Orient, humanity's oldest civilization that formed the foundation of world history. In addition to special exhibitions held several times a year, many hands-on workshops also offer fun for people of all ages. 10:00–17:00 (Admission until 16:30) Exhibition renewal period, New Year holidays (Please refer to the official website) Adult ¥600, college/high school student ¥500, junior high/elementary school student ¥200 (Except for special exhibitions) *Free admission for high/junior high/elementary (accompanied by a guardian) school students on Saturdays and Sundays during exhibition period of the museum collection.

2 Tokyo Metropolitan Theatre

東京芸術劇場

MAP P39B1

☎03-5391-2111

A cultural facility in Tokyo where various performances of classical music, theater, and dancing are held. It also has cafes, restaurants, shops and a post office. Ikebukuro (JR: JA12, JS21, JY13, Subway: F09, M25, Y09, Seibu: SI01, Tobu: TJ01) ☎9:00–22:00 No fixed holiday, New Year holidays Varies according to the show *Expected to be closed from September 30th 2024 to July 2025, due to renovation work.



4 Zoshigaya Kishimojindo

雑司が谷 鬼子母神堂

MAP P39D3

☎03-3982-8347

Kishimojindo is a hall of Homyoji Temple that was built 1,200 years ago, enshrining the goddess of childbirth and children, Kishimojin. On the grounds, the stone statue of Kishimojin, a 700-year old ginkgo tree, and the main hall built in 1664 now designated as an Important Cultural Property, are all well worth seeing. Just about a 10 minute walk from Ikebukuro Station, this spot is a hidden gem. Zoshigaya (Subway: F10), Kishibojimmae (Tokyo Sakura Tram: SA27) ☎9:00–17:00 Open 365 days



5 Anime Tokyo Station

アニメ東京ステーション

MAP P39B2

A hub for showcasing the charm of anime. It houses an archive of over 50,000 anime-related materials and features a permanent exhibition where visitors can learn about anime. Additionally, thematic exhibitions are held where you can immerse yourself in popular anime works. Ikebukuro (JR: JA12, JS21, JY13, Subway: F09, M25, Y09, Seibu: SI01, Tobu: TJ01) ☎11:00–19:00 *Admission until 18:45 (thematic exhibition: 18:30) Mondays (or the following day if it falls on a national/substitute holiday), New Year holidays, temporarily closed on some days, etc Free of charge



Toshima, a town where manga and anime fuse together

Toshima City

MAP P39

The area around the Ikebukuro Station East Exit has many anime-related shops. Especially the street called "Otome Road (maiden road)" is often thronged with anime fans. If you make a little trip further to Minamimagasaki, you will find the "Tokiwaso Manga Museum", a reconstruction of "Tokiwaso" apartment building, where legendary cartoonists, including Osamu Tezuka, spent their youth. Feel the manga and anime culture in Japan while strolling around the town.



| | |
|-----------------------------|----|
| Shinjuku | 15 |
| Shibuya Harajuku Omotesando | 17 |
| Asakusa | 19 |
| Sumida Ryogoku | 23 |
| Ueno | 25 |
| Akihabara Ochanomizu | 27 |
| Ginza | 29 |
| Marunouchi | 31 |
| Nihonbashi | 33 |
| Roppongi Akasaka | 37 |
| Ikebukuro | 39 |
| Odaiba Ariake Aomi | 41 |
| Shiodome Shiba Takeshiba | 43 |
| Shinagawa | 45 |
| Ota | 47 |
| Shibamata | 49 |
| The Northern Tama Area | 51 |
| The Southern Tama Area | 53 |
| The Western Tama Area | 55 |
| Tokyo Islands | 57 |
| Nearby Prefectures | 61 |
| Park/Garden | 63 |
| Zoo/Botanical Garden | 65 |
| Amusement park | 66 |
| Museum | 67 |

Huge amusement zone that offers a view of Tokyo Bay. It is also a fun place to shop and eat.

Odaiba/Ariake/Aomi

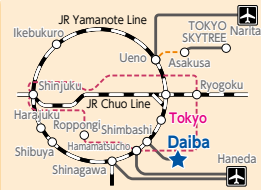
お台場・有明・青海

Tokyo Sta.

JR Yamanote Line — Shimbashi Sta.

Yurikamome Line
25min.

Daiba Sta.



Tokyo Metro
 Toei Subway
 Tourist Spots (pp.15-60)
 Tourist Spots (pp.63-71)
 Accommodation
 Shopping
 Art Gallery / Museum
 1 Subway Exit with an Elevator
 EV Subway Exit with an Elevator (No Exit Number)



1 Toyosu Market

東京都中央卸売市場豊洲市場

☎03-3520-8205

MAP P41A3



Moved from Tsukiji Market and opened in October 2018. Visitors can watch the tuna auction in the early morning and also enjoy shopping at around 70 shops and 40 restaurants. Visiting in the morning is recommended because many shops and restaurants close early afternoon. The square on the rooftop offers a sweeping view of the bay area and Tokyo Tower.

Shijo-mae (Yurikamome: U14)
☎5:00-17:00 Wednesdays, Sundays, and holidays



2 Odaiba Marine Park

お台場海浜公園

MAP P41C1



Stellar views of Rainbow Bridge and Tokyo Tower make this park a popular photo spot where revelers also enjoy a variety of marine sports. During and after sunset, the view is also beautiful. Watching over the park is a Statue of Liberty, a replica sculpted from the same mold as the original in France, and a reminder of "The French Year in Japan," when the original was brought from Paris and displayed at this park for 1 year.

Odaiba-kaihinkoen (Yurikamome: U06)



3 Ariake Garden

有明ガーデン

☎050-3111-4850

MAP P41B3



This massive retail complex in the Tokyo Bay area has a large shopping mall, hot springs, a hotel, a theater-style event hall, and the Ariake Shiki Theatre. The shopping mall offers everything from fashion to groceries, as well as restaurants, cafes, and a food court.

Ariake (Yurikamome: U12),
Ariake-tennis-no-mori (Yurikamome: U13), Kokusai-tenjio (Rinkai Line: R03)
 Varies according to the facility



4 Fuji TV Headquarters

フジテレビ本社ビル

☎0570-088-081 (9:30-21:00)

MAP P41C2



The headquarters building of Fuji TV, designed by the world renowned architect Kenzo Tange, includes areas open to the public, such as the sphere-shaped observatory "Hachitama", Fujisan Terrace, shops and even a museum.

Daiba (Yurikamome: U07), Tokyo Teleport (Rinkai Line: R04) Observatory 10:00-18:00 Mondays (following day in case of a national holiday) Observatory + GACHAPIN x MUKKU Museum Adult ¥800, Junior high/elementary school student ¥500
*1: "Hachitama" Spherical Observation Room



5 AQUA CITY ODAIBA

アクアシティお台場

☎03-3599-4700

MAP P41C2



An entertainment-oriented shopping center with about 120 restaurants and shops. Tokyo Ramen Kokugikan Mai on the 5th floor is home to six popular ramen shops from around the country.

Daiba (Yurikamome: U07), Tokyo Teleport (Rinkai Line: R04)
 Shop: 11:00-21:00, Restaurant: 11:00-23:00 (varies according to the store), Food court: 11:00-21:00
 No fixed holiday



6 DiverCity Tokyo Plaza

ダイバーシティ東京プラザ

☎0570-012780

MAP P41C2



A "theatrical urban space" where everything from renowned domestic brands to famous Tokyo restaurants can be found. Tokyo Gourmet Stadium, the largest food court in the Odaiba area, provides a variety of places to eat.

Tokyo Teleport (Rinkai Line: R04), Daiba (Yurikamome: U07)
 Shop: 10:00-21:00, Restaurant: 11:00-22:00, Food court: 10:00-22:00 *Please refer to the official website for weekday hours of the shops and food court No fixed holiday



7 DECKS Tokyo Beach

デックス東京ビーチ

☎03-3599-6500

MAP P41C2



A shopping center, with an open-air deck reminiscent of being on a ship, facing the Rainbow Bridge. Facilities such as "Madame Tussauds Tokyo", which has many wax figures of famous people on display, "LEGOLAND Discovery Center Tokyo", and "TOKYO JOYPOLIS" are also popular.

Odaiba-kaihinkoen (Yurikamome: U06), Tokyo Teleport (Rinkai Line: R04) 11:00-21:00 (varies according to the store) *Please refer to the official website No fixed holiday



8 Toyosu Senjyaku Banrai

豊洲千客万来

☎03-3533-1515

MAP P41A3



A new Tokyo attraction in the area surrounding Toyosu Market opened on February 1, 2024. The "Toyosu Edo-mae Market" recreates the streets of Edo, offering a variety of fresh foods unique to the Toyosu Market neighborhood. Also here is the "Tokyo Toyosu Manyo Club" hot spring spa.

Shijo-mae (Yurikamome: U14)
 Varies according to the store
 Open 365 days



Shinjuku

15

Shibuya
Harajuku
Omotesando

17

Asakusa

19

Sumida
Ryogoku

23

Ueno

25

Akihabara
Ochanomizu

27

Ginza

29

Marunouchi

31

Nihonbashi

33

Roppongi
Akasaka

37

Ikebukuro

39

Odaiba
Ariake
Aomi

41

Shiodome
Shiba
Takeshiba

43

Shinagawa

45

Ota

47

Shibamata

49

The Northern
Tama Area

51

The Southern
Tama Area

53

The Western
Tama Area

55

Tokyo Islands

57

Nearby
Prefectures

61

Park/Garden

63

Zoo/Botanical
Garden

65

Amusement
park

66

Museum

67

In addition to the scenic gardens and temples, there are plenty of places to shop and dine.

Shiodome/Shiba/Takeshiba

汐留・芝・竹芝

Tokyo Sta.

JR Yamanote Line
3min.

Shimbashi Sta.

JR Yamanote Line
2min.

Hamamatsucho Sta.



Tokyo Metro
 Toei Subway
 Tourist Spots (pp.15-60)
 Tourist Spots (pp.63-71)
 Accommodation
 Shopping
 Art Gallery / Museum
 Subway Exit with an Elevator
 Subway Exit with an Elevator (No Exit Number)



1 Tokyo Tower

東京タワー

☎03-3433-5111

This 333m tall radio tower was built in 1958. It has two observation decks, at 250m and at 150m high. It is located at the heart of Tokyo which allows you to enjoy a 360-degree view of the city. Tokyo Tower lights up daily, and on special dates, it lights up in special colors and patterns designed for the occasion.

Akabanebashi (Subway: E21)

Please refer to the official website

Open 365 days

Main Deck Adult ¥1,500, Top Deck Tour Adult ¥3,500



MAP P43B1



2 Zojoji Temple

増上寺

☎03-3432-1431

Founded in 1393 as a fundamental nenbutsu seminary of the Jodoshu School in East Japan, Zojoji later became the family temple of the Tokugawa shogunate. The wooden gate of the temple remains as the original architectural remainder of the early 17th century and is designated as an Important Cultural Property of Japan.

Onarimon (Subway: I06)

9:00-17:00 Mausoleum of Tokugawa Shoguns and Treasure Exhibition Room: 11:00-15:00 (weekdays), 10:00-16:00 (Saturdays, Sundays, national holidays) Open 365 days (Mausoleum of Tokugawa Shoguns and Treasure Exhibition Room: Tuesdays) Mausoleum of Tokugawa Shoguns ¥500. Treasure Exhibition Room ¥700



MAP P43B2



3 Tokyo Bay Cruises

東京湾クルーズ

MAP P43C4

Takeshiba Pier and Hinode Pier are Tokyo's gateways to the sea. Here, visitors can board boats to visit nearby islands or go on cruises around Tokyo Bay, taking in the magnificent views while enjoying sumptuous meals and performances.


Takeshiba (Yurikamome: U03), Hinode (Yurikamome: U04)



4 Shiodome SIO-SITE

汐留シオサイト

MAP P43A4



This area is a modern shopping and entertainment complex noted for its fascinating architectural structures, and convenient access to hotels and parks. Caretta Shiodome is home to a multitude of great restaurants, shops, a theater, and the Advertising Museum Tokyo. The Caretta winter illumination is an annual highly anticipated event that draws crowds every year. The Sky View (free admission) on the 46th floor offers great views of many of Tokyo's landmarks. Nearby Italia-gai (Italy Town) features buildings with traditional Italian architecture and cobbled streets, as well as stylish bars and cafes.

Shiodome (Subway: E19, Yurikamome: U02)

Varies according to the facility

5 WATERS takeshiba

ウォーターズ竹芝

MAP P43B4



WATERS takeshiba is a waterfront multiplex with a rich natural environment located in front of the Hama-rikyu Gardens. Facilities include a luxury hotel, Mesm Tokyo Autograph Collection, the JR East Shiki Theatres Haru and Aki, JIYU Theatre, which are Shiki Theatre Company's official performance venues, as well as Atré Takeshiba, which houses restaurants and a nightclub where you can sip drinks accompanied by an ocean view. Once you have enjoyed some of these pleasures, you may want to take the water bus to Asakusa and Odaba.

Hamamatsucho (JR: JK23, JY28, Tokyo Monorail: MO01), Daimon (Subway: A09, E20), Takeshiba (Yurikamome: U03)

Varies according to the store No fixed holiday

6 Izakaya in Shinbashi

サラリーマンの街新橋

MAP P43A3



Shinbashi is one of the busiest central business districts in Tokyo and is famous for its numerous bars and eateries, known as izakaya. There are so many places that it will be hard to pick just one, but rest assured you will make some fantastic discoveries here.

Shimbashi (JR: JK24, JO18, JT02, JY29, Subway: A10, G08, Yurikamome: U01)

Varies according to the store



Shinjuku

15

Shibuya

Harajuku

Omotesando

17

Asakusa

19

Sumida

Ryogoku

23

Ueno

25

Akihabara

Ochanomizu

27

Ginza

29

Marunouchi

31

Nihonbashi

33

Roppongi

Akasaka

37

Ikebukuro

39

Odaba

Ariake

Aomi

41

Shiodome

Shiba

Takeshiba

43

Shinagawa

45

Ota

47

Shibamata

49

The Northern Tama Area

51

The Southern Tama Area

53

The Western Tama Area

55

Tokyo Islands

57

Nearby Prefectures

61

Park/Garden

63

Zoo/Botanical Garden

65

Amusement park

66

Museum

67

The first posting station on the former Tokaido road. In recent years, it has been undergoing new developments and showing a new appeal.

Shinagawa

品川

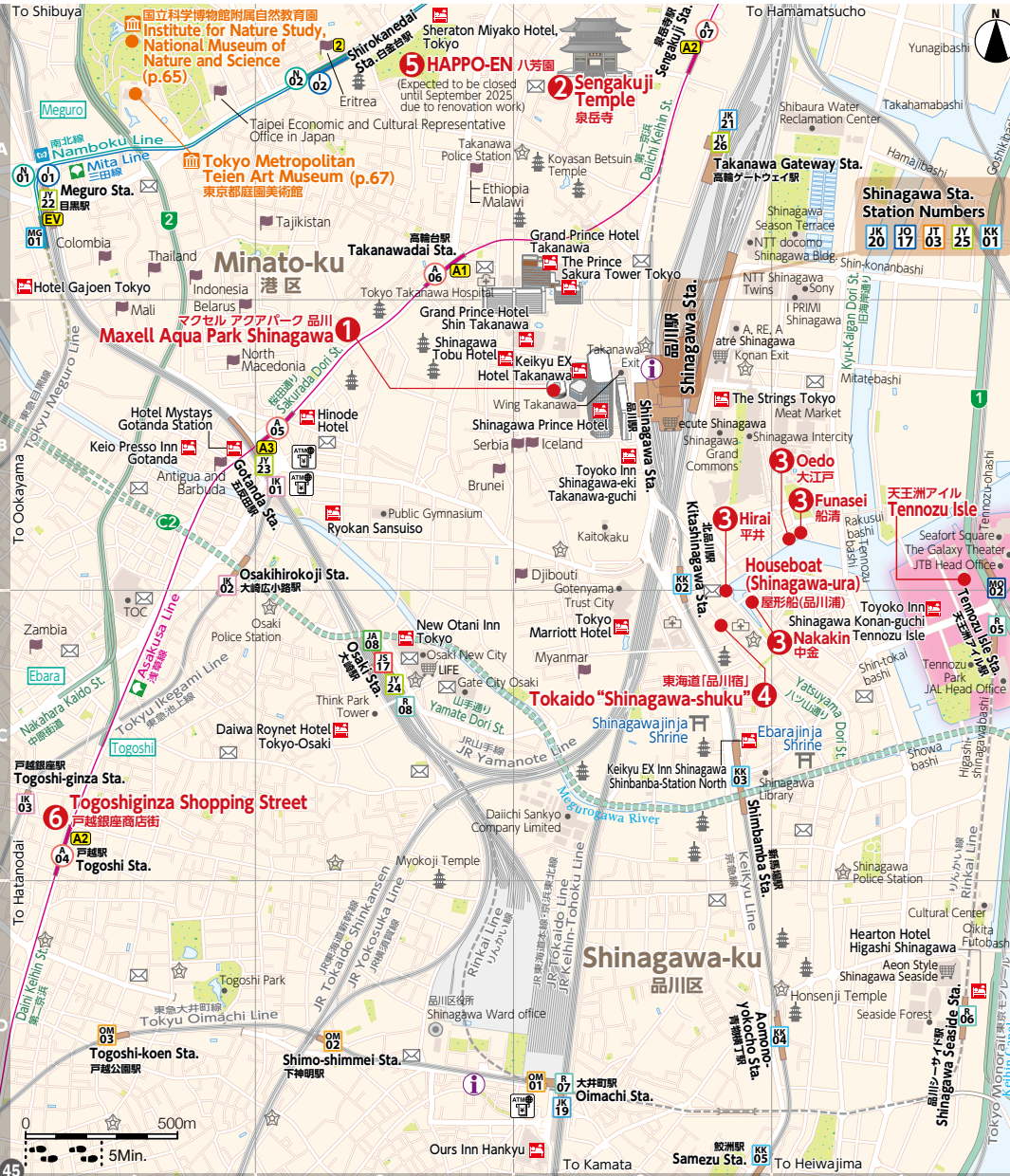
Tokyo Sta.

JR Yamanote Line
12min.

Shinagawa Sta.



1 Tokyo Metro 2 Toei Subway 3 Tourist Spots (pp.15-60) 4 Tourist Spots (pp.63-71) 5 Accommodation 6 Shopping 7 Art Gallery / Museum 8 Subway Exit with an Elevator 9 Subway Exit with an Elevator (No Exit Number)



1

Maxell Aqua Park Shinagawa
マクセルアクアパーク品川

MAP P45B3

03-5421-1111 (with audio guidance)

Discover the fascination of living creatures through a variety of performances at this cutting-edge entertainment complex. Dolphin performances offer a dynamic excitement, which is different in the daytime and evening performances, or depending on the season, with different sound and light effects. You can encounter a variety of sea creatures in aquarium exhibits as well as enjoy a café bar and a carousel. Please refer to the official website Open 365 days Adult ¥2,500 *1: Shinagawa Prince Hotel



3

Houseboat (Shinagawa-ura)
屋形船(品川浦)

MAP P45B3/4,C3

The waterfront of Shinagawa-ura, which has been chosen by Shinagawa's residents as one of its hundred best sights, is still reminiscent of the fishing town that it was when it served as a major producer of dried seaweed during the Edo era. From here, you can ride a houseboat and enjoy a cruise of Tokyo that includes sights such as Odaiba and TOKYO SKYTREE.



5

HAPPO-EN
八芳園

MAP P45A2

0570-064-128

A venue for banquets and other events with a sprawling Japanese garden dating back to the Edo period. Admire the beauty of the sculpted landscape in every season, experience the tea ceremony in the teahouse, and savor fine foods in the restaurants. Varies according to the facility New Year holidays and summer holidays *Expected to be closed from February to September 2025 due to renovation work.



6

Togoshiginza Shopping Street
戸越銀座商店街

MAP P45C1

For those looking for a deeper, or more retro experience of Tokyo, Togoshiginza is a must. This shoten-gai (shopping street) is about 1.3 kilometers long and features about 300 shops selling daily items and a whole array of typical Japanese snacks and dishes. Stop by to experience an area where only locals shop. Varies according to the store



2

Sengakuji Temple
泉岳寺

MAP P45A3

03-3441-5560

The Soto School temple was built by Tokugawa Ieyasu in 1612. It is known as the burial ground of the Forty-Seven Loyal Retainers. There are a bronze statue of Oishi Kuranosuke and graves of the loyal retainers. 7:00–16:00 *Akogishi Memorial Hall 9:00–15:30 (time of admittance) Please refer to the official website Entrance is free and admission to the Akogishi Memorial Hall is ¥500



4

Tokaido “Shinagawa-shuku”
東海道「品川宿」

MAP P45C3/4,D4

03-5743-7642 (Shinagawa Tourism Association)



This was the first post station on the Tokaido road, a major thoroughfare that connected Edo and Kamigata (modern day Tokyo and the Kyoto-Osaka region, respectively). Its significance to travelers back then is still visible, indicated by the large number of shrines and temples along the way. Shinagawa-jinja Shrine sits on a small hill and boasts a miniature Mt. Fuji, called Fujizuka. Visitors are welcome to climb this 15-meter high stone structure with steps to take in a view of Shinagawa-shuku. Ebara-jinja Shrine is located alongside the Meguro River and is the only shrine in Tokyo where its mikoshi (portable shrine) is carried into the sea during festivals. This area also features numerous kagigori (shaved ice) shops and cafes, making it a wonderful place for a relaxing stroll.

Art and fine food flow together at the waterfront

MAP P45B/C4

Tennozu Isle

The chic waterfront area of Tennozu Isle is a hub for art and fine dining. Stroll around the popular waterfront plaza and enjoy the view, including the pedestrian bridge Tennozu Fureai Bridge lit up at night. T.Y.HARBOR and many other waterfront restaurants are perfect for a leisurely meal overlooking the Tennozu canal. Get here easily from Shinagawa Station, either by bus or a roughly 20-minute walk.

| | |
|-----------------------------|----|
| Shinjuku | 15 |
| Shibuya Harajuku Omotesando | 17 |
| Asakusa | 19 |
| Sumida Ryogoku | 23 |
| Ueno | 25 |
| Akihabara Ochanomizu | 27 |
| Ginza | 29 |
| Marunouchi | 31 |
| Nihonbashi | 33 |
| Roppongi Akasaka | 37 |
| Ikebukuro | 39 |
| Odaiba Ariake Aomi | 41 |
| Shiodome Shiba Takeshiba | 43 |
| Shinagawa | 45 |
| Ota | 47 |
| Shibamata | 49 |
| The Northern Tama Area | 51 |
| The Southern Tama Area | 53 |
| The Western Tama Area | 55 |
| Tokyo Islands | 57 |
| Nearby Prefectures | 61 |
| Park/Garden | 63 |
| Zoo/Botanical Garden | 65 |
| Amusement park | 66 |
| Museum | 67 |

Ota

大田

Tokyo Sta. — JR Yamanote Line — Shinagawa Sta. — Keikyu Line 30min — Omorikaigan Sta.

Tokyo Sta. — JR Keihin-Tohoku Line — Kamata Sta. — Tokyu Ikegami Line — Ikegami Sta.



 Tokyo Metro
 Toei Subway
 Tourist Spots (pp.15-60)
 Tourist Spots (pp.63-71)
 Accommodation
 Shopping
 Art Gallery / Museum
 Subway Exit with an Elevator
 Subway Exit with an Elevator (No Exit Number)



1 Tokyo International Airport (Haneda)

東京国際空港 (羽田)

MAP P47D4

☎03-5757-8111



Tokyo International Airport is the gateway to the skies of Japan. There are 3 terminals, No. 1, No. 2 and No. 3. In addition to observation decks, there are also souvenir shops and restaurants.

T1, T2: 5:00–24:00 [International] T2, T3: 24 hours

1-a Edo Market Place (Terminal 3)

江戸小路

Beneath the huge dynamic roof designed to resemble a cirrus cloud is a re-creation of an Edo townscape. The specially selected restaurants and fashion boutiques gathered here showcase Japanese tradition and culture. At the PR base for Tokyo brands, #Tokyo Tokyo BASE, find a truly special Tokyo souvenir to capture all your fun memories of the city. Various in-store exhibits, including digital signage and PR sections, also share the latest on Tokyo attractions.

5 TOKYO CITY KEIBA

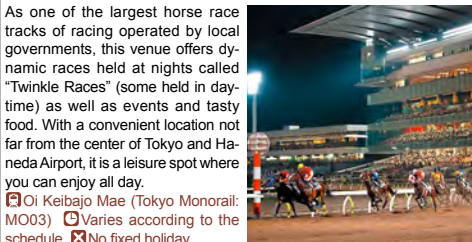
大井競馬場

MAP P47B2

☎03-3763-2151

As one of the largest horse race tracks of racing operated by local governments, this venue offers dynamic races held at nights called "Twinkle Races" (some held in daytime) as well as events and tasty food. With a convenient location not far from the center of Tokyo and Haneda Airport, it is a leisure spot where you can enjoy all day.

No fixed holiday



2 HANEDA INNOVATION CITY

羽田イノベーションシティ

MAP P47D3

A large-scale complex that combines Japanese culture and advanced industries, including a hotel, a live performance hall, a convention facility, a research and development facility, and an advanced medical research center. Taste Japanese cuisine at the restaurants, take in a panorama view of the airport at the Skydeck footbath, enjoy self-driving buses using cutting-edge technology, and other attractions found only here.



3 Ikegami Honmonji Temple

池上本門寺

MAP P47C1

☎03-3752-2331

This is the temple where the saint, Nichiren, a spiritual leader in the Kamakura era, entered Nirvana. There are spectacular buildings in the large precincts of the temple such as the Great Hall and the Five-story Pagoda. On October 11 through 13 every year, the memorial services are held to the illustrious memory of Priest Nichiren. In particular, Mandoh-Nen-Kuyoh is a lantern parade with a crowd of 300,000 people held in the evening of October 12.



4 SHINAGAWA AQUARIUM

しながわ水族館

MAP P47B2

☎03-3762-3433

Original dolphin and sea lion shows can be enjoyed on the 1F Sea Surface Floor. The underground Sea Bottom Floor has many attractions such as the walk-through tunnel tank that makes you feel as if you were walking inside the ocean, the water tank that jellyfish elegantly swim in, and the Seal Hall.



6 HANEDA AIRPORT GARDEN

羽田エアポートガーデン

MAP P47D3

☎050-3111-4845

A complex directly connected to Haneda Airport Terminal 3. The wide assortment of facilities include 24-hour heated bathing areas, 2 brand hotels, shops and restaurants showcasing Japanese culture and technology, and a bus terminal connected to every region of the country.



| | |
|-----------------------------|----|
| Shinjuku | 15 |
| Shibuya Harajuku Omotesando | 17 |
| Asakusa | 19 |
| Sumida Ryogoku | 23 |
| Ueno | 25 |
| Akihabara Ochanomizu | 27 |
| Ginza | 29 |
| Marunouchi | 31 |
| Nihonbashi | 33 |
| Roppongi Akasaka | 37 |
| Ikebukuro | 39 |
| Odaiba Ariake Aomi | 41 |
| Shiodome Shiba Takeshiba | 43 |
| Shinagawa | 45 |
| Ota | 47 |
| Shibamata | 49 |
| The Northern Tama Area | 51 |
| The Southern Tama Area | 53 |
| The Western Tama Area | 55 |
| Tokyo Islands | 57 |
| Nearby Prefectures | 61 |
| Park/Garden | 63 |
| Zoo/Botanical Garden | 65 |
| Amusement park | 66 |
| Museum | 67 |

Plenty of sights to let you appreciate the stylish culture of downtown neighborhoods such as old structures that seem to take you on a trip back in time.

Shibamata

柴又



Tokyo Sta. — JR Yamanote Line — Nippori Sta. — Keisei Line — Keisei-Tokasago Sta. — Keisei Kanamachi Line — Shibamata Sta. 40min.

Tokyo Metro Toei Subway Tourist Spots (pp.15-60) Tourist Spots (pp.63-71) Accommodation Shopping Art Gallery / Museum 1 Subway Exit with an Elevator EV Subway Exit with an Elevator (No Exit Number)



1 Shibamata Taishakuten (Kyozeizan Daikyoji Temple)

柴又帝釈天 (経栄山 題経寺)

MAP P49C3

☎03-3657-2886

When passing through the gate of two gods made entirely of Japanese zelkova, there are impressive structures such as the Taishakudo (Kiken Castle), which enshrines Taishakuten, and the main temple. The Daikyakuden and the garden with a waterfall are also magnificent. The fair celebrating Koshin Day, on which the Ita Honzon (wooden main deity) of Taishakuten is said to have been re-discovered, attracts many worshippers.

Shibamata (Keisei: KS50) ☎9:00–16:00 Open 365 days Free of charge (charged for the garden and Sculpture Gallery, until 16:00)



photo provided: Taishakuten-Daikyoji

3 Katsushika Shibamata Tora-san Museum

葛師柴又寅さん記念館

MAP P49D3

☎03-3657-3455

Step into the world of the beloved classic Japanese movie "Tora-san" series at this museum. The world of the hero, Tora-san, is brought to life through the studio sets used in the movie, scale models, and films. After renovations, the facility is scheduled to reopen around April 2025. TORAsan cafe is also annexed.

Shibamata (Keisei: KS50) ☎9:00–17:00 (admission until 16:30) 3rd Tuesday of the month (next weekday if it falls on a national holiday), 3rd Tuesday to Thursday of December Adult ¥500, Child ¥300, 65 yrs. and older ¥400 *1: Shibamata Park



©Katsushika Shibamata Tora-san Museum ©Shochiku Co., Ltd.

5 Katsushika-ku Yamamoto-tei

葛師区山本亭

MAP P49C3

☎03-3657-8577

This classic of modern Japanese architecture is a prominent example of Tokyo, remodeled and expanded from the late Taisho era to the early Showa era. The garden is its centerpiece, always ranked highly in American magazines about Japanese gardens. It also offers sweets and drinks (charged) and is an excellent place for visitors to take a rest after strolling around Shibamata.

Shibamata (Keisei: KS50) ☎9:00–17:00 (admission until 16:30) 3rd Tuesday of the month (next weekday if it falls on a national holiday), 3rd Tuesday to Thursday of December Adult ¥100, Junior high school student and younger: free *1: Shibamata Park



7 Shibamata Toy Museum

柴又のおもちゃ博物館

MAP P49D3

☎03-3673-2256

Katsushika City has been home to many of Japan's toy manufacturers for a long time, so perhaps it's no surprise there's a museum here dedicated to vintage toys. Rediscover your childhood in this Showa-style atmosphere, or explore items that ooze nostalgia for a whole nation.

Shibamata (Keisei: KS50) Saturdays, Sundays, holidays: 11:00–18:00 Mondays to Fridays (except for holidays) Admission ¥200 (1 yr. and older) (¥100 discount, printed version of guide required)



2 Taishakutensando

帝釈天参道

MAP P49C3

☎03-3650-9876 (Katsushika Tourist Association)

The street connecting Taishakuten Daikyoji Temple and Shibamata Station is lined with old shops. Its charm lies in its atmosphere with a deep sense of humanity – just like in the "Tora-san" movies – and also in delicious local foods, including hand-made dumplings and rice crackers.

Shibamata (Keisei: KS50) Varies according to the facility



4 Yamada Yoji Museum

山田洋次ミュージアム

MAP P49D3

☎03-3657-3455 (Katsushika Shibamata Tora-san Museum)

Trace half a century of Director Yoji Yamada's film-making history while getting to know his thoughts, new aspects of his work, and the resonance of his films.

Shibamata (Keisei: KS50) ☎9:00–17:00 (admission until 16:30) 3rd Tuesday of the month (next weekday if it falls on a national holiday), 3rd Tuesday to Thursday of December Adult ¥500, Child ¥300, 65 yrs. and older ¥400 (Admission includes that of the Tora-san Museum)

*1: Shibamata Park



©Yamada Yoji Museum ©Shochiku Co., Ltd.

6 Yagiri-no-Watashi (ferry)

矢切の渡し

MAP P49C3

☎047-363-9357

This is one of the ferries floating across Edogawa River established by the Tokugawa government in the early Edo era. A ferryboat is available for visitors to ride.

Shibamata (Keisei: KS50) ☎10:00–16:00

Operating days: Summer: Open every day, may be closed some Mondays and Tuesdays in July and August. Winter: Only on Saturdays, Sundays, and holidays *Out of service in case of rain/bad weather. One way, per person ¥200 (junior high school student and older), ¥100 (4 yrs. old to elementary school student)



8 Mizumoto Park

水元公園

MAP P49A2

This is the largest waterside park in the 23 cities of Tokyo. It is most famous for its Japanese irises, which bloom in early June, but also features a Metasequoia forest and a wild bird sanctuary.

Kanamachi (JR: JL21), Keisei-Kanamachi (Keisei: KS51) Open 24 hours Open 365 days Free (extra fees for some facilities)



| | |
|-----------------------------|----|
| Shinjuku | 15 |
| Shibuya Harajuku Omotesando | 17 |
| Asakusa | 19 |
| Sumida Ryogoku | 23 |
| Ueno | 25 |
| Akihabara Ochanomizu | 27 |
| Ginza | 29 |
| Marunouchi | 31 |
| Nihonbashi | 33 |
| Roppongi Akasaka | 37 |
| Ikebukuro | 39 |
| Odaiba Ariake Aomi | 41 |
| Shiodome Shiba Takeshiba | 43 |
| Shinagawa | 45 |
| Ota | 47 |
| Shibamata | 49 |
| The Northern Tama Area | 51 |
| The Southern Tama Area | 53 |
| The Western Tama Area | 55 |
| Tokyo Islands | 57 |
| Nearby Prefectures | 61 |
| Park/Garden | 63 |
| Zoo/Botanical Garden | 65 |
| Amusement park | 66 |
| Museum | 67 |

An area dotted with scenic towns and beautiful temples and shrines, perfect for exploring on foot.

The Northern Tama Area

北多摩



Tokyo Metro
 Toei Subway
 Tourist Spots (pp.15-60)
 Tourist Spots (pp.63-71)
 Accommodation
 Shopping
 Art Gallery / Museum
 Subway Exit with an Elevator
 Subway Exit with an Elevator (No Exit Number)

0 2km 10km



1 Jindaiji Temple

深大寺

☎042-486-5511

An ancient temple founded in 733. Come see the 7th-century bronze Shakya Nyorai statue, the only National Treasure among the statues of Buddha enshrined in Tokyo's temples. The natural beauty of numerous flowing streams in the area has inspired the saying: "waters, greenery, temples, and soba noodles of Musashino". Around the temple, the silky smooth "Jindaiji Soba" is a local specialty made with the area's natural ingredients.

10-15 min. bus ride from Chofu (Keio: KO18) or Tsutsujigaoka (Keio: KO14) 9:00-17:00 Open 365 days



3 Showa Kinen Park

国営昭和記念公園

☎042-528-1751

Built as part of the celebrations marking the 50th year of Emperor Showa's reign. In addition to barbecues and various sports, visitors can enjoy seasonal sights and events all through the year, such as the flower relay that starts at the cherry blossoms, the fireworks festival, the cosmos garden, and the autumn leaves festival. Nishi-Tachikawa (JR: JC51) 9:30-17:00 (until 16:30 from November 1 until the end of February- varies according to the season) January 1, December 31 (For other closed days and the Emperor Showa Memorial Museum, please check the official website.) Adult ¥450, Junior high school student and younger: free, Senior citizen ¥210 (proof of age may be required)



5 Kichijoji Harmonica Yokocho

吉祥寺ハーモニカ横丁

MAP P51B4

Named for its alleyways that line up parallel to each other much like harmonica reeds, this area is a narrow maze of restaurants, clothing shops, miscellaneous good shops, florist shops, fish shops and others. Formerly an underground flea market, this quarter has a friendly, retro atmosphere with lots to explore.

Kichijoji (JR: JB02, JC11, Keio: IN17)

Varies according to the store



7 Tamarokuto Science Center

多摩六都科学館


☎042-469-6100

This interactive museum allows all people from children to adults to explore the natural world and outer space, as well as the inner workings of machinery and the human body. This is one of the world's largest planetarium domes, capable of projecting more than 140 million stars.

Hana-koganei (Seibu: SS18)

9:30-17:00 Mondays, the following day of a national holiday, New Year holidays, temporary closures

Admission Adult ¥520, 4 yrs. old to high school student ¥210 *Extra charge for the planetarium and dome theater



2 Ookunitama-jinja Shrine

大國魂神社

☎042-362-2130

One of the oldest shrines in Tokyo, built in honor of the Grand God of Ookunitama, the guardian deity of the Musashi region.

Fuchu (Keio: KO24), Fuchuhommachi (JR: JN20, JM35)

April 1-September 14: 6:00-17:00, September 15-March 31: 6:30-17:00

Open 365 days Treasure house admission fee ¥200 (open on Saturdays, Sundays, and holidays)




4 Tamagawajosui Headrace

玉川上水

MAP P51B3

The waterway conduit that sustained the development of Edo/Tokyo. It became an Official National Historic Site in 2003, which marked the 350th anniversary of its completion. The richly green walking paths at both banks are places of relaxation for those who visit and have been designated National Places of Scenic Beauty with their rows of mountain cherry blossoms around the Koganei Bridge.

Musashi-Koganei (JR: JC15)



6 Sayama Hills and Lake Tama

狭山丘陵と多摩湖

MAP P51A2

Noyama-Kita Rokudoyama Park is a vast area with deep forests, open green fields, an athletic park, rice paddies, and a traditional folk-house visitors can explore free of charge. Murayama Reservoir, known as Lake Tama, is a manmade lake completed in 1927. Many people enjoy walking around Lake Tama and the adjacent Sayama Park.

Tamako (Seibu: ST07, SY01)

*1: Sayama Park



8 JRA Tokyo Racecourse

東京競馬場

MAP P51C3

Nothing beats the excitement of a day at the races, and Tokyo is no exception. Whether you are there to place bets or just watch the horses run, there is something for everyone. There is also a large park, a playground and even a racing museum.

Fuchukeiba-seiommae (Keio: KO46), Higashi-fuchu (Keio: KO23), Fuchuhommachi (JR: JN20, JM35) Please refer to the official website



Shinjuku

15

Shibuya
Harajuku
Omotesando

17

Asakusa

19

Sumida
Ryogoku

23

Ueno

25

Akihabara
Ochanomizu

27

Ginza

29

Marunouchi

31

Nihonbashi

33

Roppongi
Akasaka

37

Ikebukuro

39

Odaiba
Ariake
Aomi

41

Shiodome
Shiba
Takeshiba

43

Shinagawa

45

Ota

47

Shibamata

49

The Northern
Tama Area

51

The Southern
Tama Area

53

The Western
Tama Area

55

Tokyo Islands

57

Nearby
Prefectures

61

Park/Garden

63

Zoo/Botanical
Garden

65

Amusement
park

66

Museum

67


The Southern Tama Area

Tokyo Sta. — JR Chuo Line — Shinjuku Sta. — Keio Line 55min — Takahatafudo Sta. — Keio Line 20min — Takaosanguchi Sta.

Mt. Takao - Home of the Mysterious Tengu

MAP P53B1

It is said that Mt. Takao is home to long-nosed demon-like beings called Tengu. They are guardians of this sacred mountain and come after you if you have bad intentions, while those who are pure of heart have nothing to fear. You can buy Tengu talismans to protect you from harm at Yakuo-in Temple.



| | | |
|---|-----|------|
| 0 | 2km | 10km |
|---|-----|------|

1 Mt. Takao

高尾山

MAP P53B1

☎042-673-3461 (Takaosanguchi Tourist Office)



Mt. Takao is a 599-meter high mountain on the west side of Tokyo. Not only does it have a number of different trails of varying difficulties and lengths, there are also onsen (hot springs) in the area so hikers can rest their aching muscles after a long day on the trails. The area is also famous for its soba noodles and has several stellar restaurants both at the foot and the summit of the mountain.

Yakuoin Temple was established on the mountain over 1,000 years ago and is famous for Buddhist "shojin-ryori" style vegetarian cuisine (reservation required). A Fire-walking Festival is held every spring.

The TRICK ART MUSEUM has optical illusions galore, perfect for fun and fascinating photos. (¥200 discount)

For those more interested in the science of Japan's nature, TAKAO 599 MUSEUM features the local flora and fauna and history, and hiking manners (free admission).

The Takao Monkey Park and the Wild Plant Garden feature about 90 monkeys and about 300 kinds of native wildflowers.

☎ Get off at Takaosanguchi (Keio: KO53), get on the Mt. Takao Railway, cable car to Takaosan Sta. or on the chair lift to Sanjo Sta. and walk about 40 min. to reach the top

*1: Inside Takaosanguchi Sta., TAKAO 599 MUSEUM, near the top of Mt. Takao, Hachioji Municipal Takaosanroku Parking Lot *2: Hachioji Municipal Takaosanroku Parking Lot *3: Takaosanguchi Sta., Takao Visitor Center, The TRICK ART MUSEUM, TAKAO 599 MUSEUM

2 Takahata Fudosen Temple

高幡不動尊

MAP P53B3

☎042-005-0032



The precincts of the temple of the Shingon Sect of Buddhism are dotted with cultural properties such as the Fudo-do, the Niomon Gate, the Five-story Pagoda, the monument of Shinsengumi and the statue of Vice-Captain Hijikata Toshizo.

☎ Takahatafudo (Keio: KO29, Tama Monorail: TT07)

☎ The precincts open 24 hours

☑ Open 365 days



3 Machida Yakushiike Park

町田薬師池公園 四季彩の杜 薬師池

MAP P53C4



Designated as a Place of Scenic Beauty of Tokyo Metropolis and a Place of Shin Tokyo Hyakkei (100 New Scenic Places in Tokyo), this is a park representing Machida. With a pond in the center, trees and flowers such as ume (Japanese plum), cherry blossoms, wisteria, Oga lotuses and maples can be enjoyed every season. Two old houses built in the Edo period and moved to the park show how people lived in those days.

☎ 30 min. bus ride from Machida

(Odakyu: OH27) ☎ 6:00-18:00 (June-August: 6:00-19:00)



4 Machida City Museum of Graphic Arts

町田市立国際版画美術館

MAP P53C4

☎042-726-2771



One of the few museums in the world dedicated to prints, this facility boasts a collection of over 30,000 Japanese and Western prints ranging from eighth century Buddhist woodblock art to contemporary prints. Printmaking classes are held regularly; see website for schedule.

☎ Machida (JR: JH23, Odakyu: OH27)

☎ Weekday: 10:00-17:00, Saturdays, Sundays, holidays: 10:00-

17:30 ☑ Mondays (or the following day when it falls on a national/

substitute holidays), December 28-January 4 ☑ Varies according to the exhibition *1: No Wi-Fi at some locations



5 Tama Monorail

多摩モノレール

MAP P53A3,B3



Not only can the monorail transport you to fun destinations such as Tokyo Hello Kitty Land, Tama Zoological Park, and Showa Kinen Park, it is also an attraction in itself! As the track is several meters above ground, travelers get a great panoramic view of the area as they ride.

*1: Each station



Shinjuku

15

Shibuya

Harajuku

Omotesando

17

Asakusa

19

Sumida

Ryogoku

23

Ueno

25

Akihabara

Ochanomizu

27

Ginza

29

Marunouchi

31

Nihonbashi

33

Roppongi

AKASAKA

37

Ikebukuro

39

Odai

Ariake

Aomi

41

Shiodome

Shiba

Takeshiba

43

Shinagawa

45

Ota

47

Shibamata

49

The Northern

Tama Area

51

The Southern

Tama Area

53

The Western

Tama Area

55

Tokyo Islands

57

Nearby

Prefectures

61

Park/Garden

63

Zoo/Botanical

Garden

65

Amusement

park

66

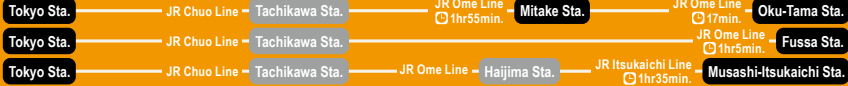
Museum

67

Surrounded by mountains and forests, this area is a treasure trove of natural scenery. Come here for fresh air and a fresh outlook!

The Western Tama Area

西多摩



1 Tokyo Metro 2 Toei Subway 3 Tourist Spots (pp.15-60) 4 Tourist Spots (pp.63-71) 5 Accommodation 6 Shopping 7 Art Gallery / Museum 8 Subway Exit with an Elevator 9 Subway Exit with an Elevator (No Exit Number)



Tama Sake Brewery Visits

The Western Tama Area MAP P55B3,B4

West Tama is perfect for sake lovers as it hosts several sake breweries, many of which offer brewery tours and tastings. Tokyo's oldest, Ozawa Brewery in Ome, started over 300 years ago. In Fussa, Ishikawa Brewery brews sake and beer. Many more breweries await your visit!



Ozawa Brewery

Let's take our trash with us

West Tama has a wealth of natural wonders. While enjoying time in the great outdoors, we appreciate your efforts to leave no trash behind and take it with you. Your efforts help keep the region healthy and beautiful.

1 Mt. Mitake

御岳山

☎0428-78-9363 (Mitake Visitor Center)

MAP P55B2



Rising to a peak elevation of 929 meters, the mountain is full of wild plants and birds all through the year and is one of the most famous spots in Japan for viewing the “false anemones” that bloom in the summer. There are also plenty of hiking courses. The night view when staying at a temple lodge is beautiful.

10 min. bus ride from Mitake (JR: JC69), then 6 min. cable car ride from Takimoto Sta. on Mitake Tozan Railways *1: One place each at Mitake Visitor Center, Mitake-daira and Maruyamaenchi *2: Mitake Visitor Center



3 Nippara Limestone Caves

日原鍾乳洞

☎0428-83-8491

MAP P55A1



The biggest limestone cave in the Kanto region. The 40-minute cave tour is popular.

35 min. bus ride from Oku-Tama (JR: JC74)
 9:00–17:00 (April – November), 9:00–16:30 (December – March)
 New Year holidays
 Adult ¥900, Junior high school student ¥700, Elementary school student ¥600



5 Lake Okutama

奥多摩湖

This artificial lake was created with the construction of the Ogouchi Dam. The seasonal views from the Ogouchi Dam Observatory are popular.

15 min. bus ride from Oku-Tama (JR: JC74)



6 Akigawa Valley

秋川溪谷

☎042-558-1111 (Tourism Division)

MAP P55B3



A valley surrounded by rich rustic scenery. Its appeal lies in the natural environment that lets you enjoy the beauty of all four seasons. Here, you can enjoy outdoor activities while walking along the valley or viewing the mountain streams under the blue sky.

Walk or bus from Musashi-Itsukaichi (JR: JC86) (time varies depending on the destination)

*1: No Wi-Fi at some locations



2 Fussa

福生

☎042-530-2341
(Fussa Tourist Information Center)

MAP P55B4




Atown full of the charms from both Japan and the West, such as two sake breweries that have been around since the Edo era, a shopping district with an American appeal in front of the US Yokota Air Base, and the famous local Fussadog hot dogs. The city's grandest event, the Fussa Tanabata Festival, is a lively affair with thousands of visitors.

Fussa (JR: JC57)



4 Hot Springs in Tama

多摩の温泉



The Tama area is dotted with hot springs (onsen) and related facilities can be reached on a one-day trip from Tokyo.

4-a Shogai Seishun-no yu Tsuru-tsuru Onsen

生涯青春の通つる温泉

☎042-597-1126



20 min. bus ride from Musashi-Itsukaichi (JR: JC86) or Ome (JR: JC62) (Buses from Ome operate only on Saturdays, Sundays, and holidays)
 10:00–20:00 (Admission until 19:00)
 3rd Tuesday (or the following day when it falls on a national holiday)
*Irregularly closed
 Adult ¥960 (3 hours)

4-b Hinohara Village Onsen Kazumanoyu

檜原温泉センター数馬の湯

☎042-598-6789



1 hr bus ride from Musashi-Itsukaichi (JR: JC86)
 10:00–19:00 Mondays (or the following day when it falls on a national holiday) *Irregularly closed Adult ¥980

4-c Okutama Onsen Moeginoyu

奥多摩温泉もえぎの湯

☎0428-82-7770

MAP P55B2

Oku-Tama (JR: JC74) 10:00–20:00 (April – November), 10:00–19:00 (December – March) *Admission until 1 hr. before closing
 Mondays (or the following day when it falls on a national holiday)
 Adult ¥950 (Varies according to the season)
*Closed until March 2025 due to renovation work.

4-d Hot spring “Seoto-no-Yu” at Akigawa Valley

秋川溪谷 瀬音の湯

☎042-595-2614



17 min. bus ride from Musashi-Itsukaichi (JR: JC86)
 10:00–22:00 (Admission until 21:00)
 Tuesdays
 Adult ¥1,000 (3 hours)

*For other hot spring facilities, call Ohtama Tourist Association
☎0428-22-3525 (weekdays 9:00–17:00)

Shinjuku

15

Shibuya
Harajuku
Omotesando

17

Asakusa

19

Sumida
Ryogoku

23

Ueno

25

Akihabara
Ochanomizu

27

Ginza

29

Marunouchi

31

Nihonbashi

33

Roppongi
Akasaka

37

Ikebukuro

39

Odaiba
Ariake
Aomi

41

Shiodome
Shiba
Takeshiba

43

Shinagawa

45

Ota

47

Shibamata

49

The Northern
Tama Area

51

The Southern
Tama Area

53

The Western
Tama Area

55

Tokyo Islands

57

Nearby
Prefectures

61

Park/Garden

63

Zoo/Botanical
Garden

65

Amusement
park

66

Museum

67

An area that you can access from Tokyo by ship or plane. Here, you can enjoy pristine nature.

Tokyo Islands

島しょ地域



Izu Islands

The generic name for the islands, belonging to the Tokyo Metropolis adopted since the Meiji era, covers 7 Izu islands as well as the small islands scattered in the south of Sagami Bay such as Aogashima and Torishima. Some of them have hot springs because they are located in Mt. Fuji's volcanic belt.

From Tokyo To:

| | |
|------------------|-------------|
| Oshima..... | About 120km |
| Toshima..... | About 147km |
| Niijima..... | About 163km |
| Shikinejima..... | About 171km |
| Miyakejima..... | About 186km |
| Kozushima..... | About 188km |
| Mikurashima..... | About 209km |
| Hachijojima..... | About 297km |
| Aogashima..... | About 357km |



Air



☎0570-029-222
www.ana.co.jp/en/jp/

New Central Airservice

☎0422-31-4191
www.central-air.co.jp/en/



Helicopters

Toho Air Service

☎04996-2-5200
www.tohoair.co.jp/english/



Sea

Tokai Kisen

☎03-5472-9999
www.tokai-kisen.co.jp/en/

Shinshin Kisen

☎0558-22-2626
shinshin-kisen.jp/

Ogasawara Kaiun

☎03-3451-5171
www.ogasawarakaiun.co.jp/english/

Izu Shoto Kaihatsu

☎03-3455-3090
izu-syotou.jp/index_e.php

*The time required for access to each island is shown. Please note that the times shown may vary depending on the season and weather. For details on times, please contact the transportation companies listed above.

Information on the Island Region

TOKYO ISLANDS.COM

www.tokyo-islands.com/

☎03-3436-6955

(Tokyo Islands Tourist Federation)

Access to Chofu Airport



Access to Takeshiba Pier



Ogasawara Islands

The islands located in the south of Tokyo, consisting of Chichijima, Hahajima, Mukojima and two Islands belong entirely to the Tokyo Metropolis. They were allegedly discovered by Sadayori Ogasawara in 1593.

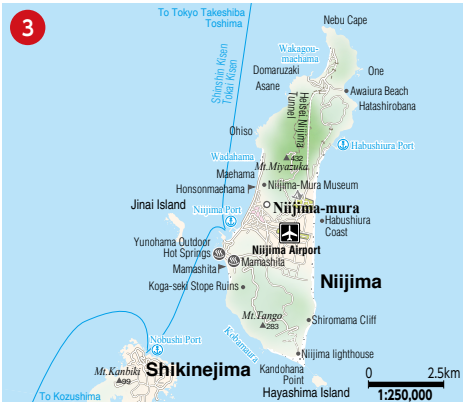
From Tokyo To:

| | | |
|-----------------|---------------|----------------|
| Chichijima..... | About 1,000km | • Nishinoshima |
| Hahajima..... | About 1,050km | |



Izu Islands

Oshima, Toshima, Niijima, Shikinejima



1 Oshima 大島

☎04992-2-2177
(Oshima Tourism general incorporated Association)

The largest of Izu islands is a well-known tourist spot with Mt. Mihara as its major attraction. The island's camellia oil, a local product, and hot springs are also famous.

🕒 1 hr 45 min. Jetfoil trip or 8 hr by vessel (overnight) from Takeshiba Pier
✈ 30 min. flight from Chofu Airport



2 Toshima 利島

☎04992-9-0046
(Toshima Workfare Hall)

Though it is a small island of 8km in circumference with a population of about 300 people, its camellia oil production is one of the largest in Japan. This island is filled with camellias and hiking in the camellia terrace fields is recommended.

🕒 2 hr 25 min. Jetfoil trip or 9 hr 40 min. by vessel (overnight) from Takeshiba Pier
*1: Toshima Port



3 Niijima 新島

☎04992-5-0001 (Niijima Vil. Tourist Information Center)

Habushiura, an about 7km long beautiful sand beach, is a "sacred place" for surfers. A Greek-temple-style open-air bath offers a splendid view.

🕒 3 hr Jetfoil trip or 10 hr by vessel (overnight) from Takeshiba Pier
✈ 40 min. flight from Chofu Airport
*1: Niijima Port / Niijima Airport



4 Shikinejima 式根島

☎04992-7-0170
(Shikinejima Tourist Association)

The island has four family-friendly beaches, including Tomari Beach, which was selected as one of the Best 88 Beaches in Japan. Visitors can also enjoy diving, fishing and onsen hot springs.

🕒 3 hr Jetfoil trip or 11 hr by vessel (overnight) from Takeshiba Pier
✈ 35 min. flight from Chofu Airport to Niijima, then 15 min. by shuttle boat
*1: Nobushi Port



| | |
|------------------------|----|
| Shinjuku | 15 |
| Shibuya | |
| Harajuku | 17 |
| Omotesando | |
| Asakusa | 19 |
| Sumida | |
| Ryogoku | 23 |
| Ueno | 25 |
| Akihabara | |
| Ochanomizu | 27 |
| Ginza | 29 |
| Marunouchi | 31 |
| Nihonbashi | 33 |
| Roppongi | |
| Akasaka | 37 |
| Ikebukuro | 39 |
| Odaiba | |
| Ariake | 41 |
| Aomi | |
| Shiodome | |
| Shiba | 43 |
| Takeshiba | |
| Shinagawa | 45 |
| Ota | 47 |
| Shibamata | 49 |
| The Northern Tama Area | 51 |
| The Southern Tama Area | 53 |
| The Western Tama Area | 55 |
| Tokyo Islands | 57 |
| Nearby Prefectures | 61 |
| Park/Garden | 63 |
| Zoo/Botanical Garden | 65 |
| Amusement park | 66 |
| Museum | 67 |

Izu Islands

Kozushima, Miyakejima, Mikurashima,
Hachijojima, Aogashima



5 Kozushima 神津島

☎04992-8-0321
(Kozushima Tourist Association)

The island is famous for its beautiful natural scenery with Mt. Tenjo in the background, the marine sports that can be enjoyed in its very clear waters, and its pleasant hot springs.

🚢 3 hr 45 min. Jetfoil trip or 12 hr by vessel (overnight) from Takeshiba Pier
✈ 40 min. flight from Chofu Airport
*1: Kozushima Port / Kozushima Airport



6 Miyakejima 三宅島

☎04994-5-1144
(Miyakejima Tourist Association)

Volcanic Miyakejima, where visitors can sing with the birds, swim with the fish and lift their spirits with the island's traditional arts. Miyakejima offers a healing, reflective respite, where the power of the earth and the source of life can be felt.

🚢 6 hr 30 min. by vessel (overnight) from Takeshiba Pier
✈ 50 min. flight from Chofu Airport
*1: Aiko Port



7 Mikurashima 御蔵島

☎04994-8-2022
(Mikurashima Tourist Association)

This island surrounded by sheer cliffs located about 200km south of Takeshiba Pier is known for the wild dolphins observed in the near-by ocean.

🚢 7 hr 35 min. by vessel (overnight) from Takeshiba Pier
*1: Mikurashima Port



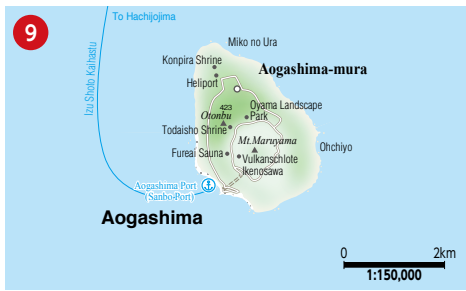
8 Hachijojima 八丈島

☎04996-2-1377
(Hachijojima Tourist Association)

A gourd-shaped island filled with many pleasant surprises of nature such as beautiful waters, mountains, and hot springs. It can be reached in just fifty minutes from Haneda Airport.

🚢 11 hr by vessel (overnight) from Takeshiba Pier
✈ 50 min. flight from Haneda Airport
*1: Kaminato Port / Yaene Port





9 Aogashima

青ヶ島

☎04996-9-0111
(Aogashima Village Municipal Office)

A small volcanic island located at the south end of the Izu Islands featuring a world rarity, the "Hingya" double volcano. Its distilled spirit named Aochu (Aogashima Shochu) is a special local product.

🚢 3 hr boat ride or 20 min. helicopter flight from Hachiojima

*1: Aogashima Port



Ogasawara Islands

Chichijima, Hahajima

1 Chichijima

父島

☎04998-2-2587
(Ogasawaramura Tourist Association)

The main island among the Ogasawara Islands is Chichijima, where the main municipal offices of Ogasawara are located. Enjoy diving and swimming with dolphins throughout the year.

🚢 24 hr boat ride from Takeshiba Pier

*1: Futami Port



2 Hahajima

母島

☎04998-3-2300
(Ogasawara Hahajima Tourist Association)

Trek through the World Natural Heritage-designated forests of Tokyo's southernmost inhabited island.

🚢 2 hr boat ride from Chichijima

*1: Hahajima Port



| | |
|------------------------|----|
| Shinjuku | 15 |
| Shibuya | |
| Harajuku | 17 |
| Omotesando | |
| Asakusa | 19 |
| Sumida | |
| Ryogoku | 23 |
| Ueno | 25 |
| Akihabara | |
| Ochanomizu | 27 |
| Ginza | 29 |
| Marunouchi | 31 |
| Nihonbashi | 33 |
| Roppongi | 37 |
| Akasaka | |
| Ikebukuro | 39 |
| Odaiba | |
| Ariake | 41 |
| Aomi | |
| Shiodome | |
| Shiba | 43 |
| Takeshiba | |
| Shinagawa | 45 |
| Ota | 47 |
| Shibamata | 49 |
| The Northern Tama Area | 51 |
| The Southern Tama Area | 53 |
| The Western Tama Area | 55 |
| Tokyo Islands | 57 |
| Nearby Prefectures | 61 |
| Park/Garden | 63 |
| Zoo/Botanical Garden | 65 |
| Amusement park | 66 |
| Museum | 67 |

Sightseeing Spots in Nearby Prefectures

Tokyo is a conveniently accessible city.

That is why it is a good idea to go sightseeing in nearby locations.

Take a short trip away from Tokyo and find the true beauty of Japan.

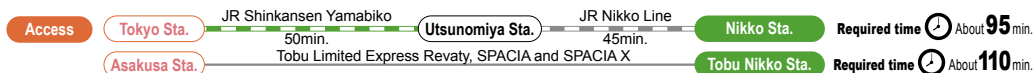


Nikko

〔Tochigi〕

An international sightseeing destination home to “Nikko Toshogu Shrine”

Among the Shrines and Temples of Nikko now registered as World Heritage sites, “Nikko Toshogu Shrine” enshrines Tokugawa Ieyasu, the founder of the Tokugawa shogunate. Praised far and wide, its glorious beauty is well worth a visit.



Karuizawa

〔Nagano〕

A highland resort surrounded by nature

Karuizawa is one of the most famous highland resorts in Japan. It is nice and cool even in summer, attracting many people as a perfect place for a summer retreat. The Kyu-Karuizawa Ginza shopping street is lined with many chic shops and cafés. If you go further down the street, you can find a historical church, surrounded by trees. There are also a shopping mall, golf courses, and ski areas, so you can enjoy yourself in various ways.



Atami

〔Shizuoka〕

Enjoy strolling through the onsen town and bathing

Facing the Pacific Ocean, Atami offers a great view of the beautiful ocean. The area has historically attracted many eminent figures of Japan, and is now familiarly known as an onsen area that is easily accessible from Tokyo. The town has onsen hotels and numerous onsen spots with superb views, allowing visitors to casually enjoy visiting multiple hot springs. You can also enjoy delicious dishes with fresh local fish and also popular fireworks events, which are held throughout the year.





Chichibu

(Saitama)

The valley's natural wonders are stunning throughout the four seasons

A region of majestic landscapes cradled among mountains. Enjoy hiking, camping, and other outdoor activities, and take in seasonal highlights such as moss phlox in spring, river rafting and firefly watching in summer, vibrant leaves in autumn, and icicles in winter. Drop-in hot spring facilities are also here.

Access

Ikebukuro Sta.

Seibu Ikebukuro Line

Seibu-Chichibu Sta.

Required time ⌚ About 80 min.

Yokohama

(Kanagawa)

A sense of faraway lands at this port town

Yokohama, the historic port city just 30 minutes by train from Tokyo. Since international trade began here in 1859, it has flourished as a gateway to Eastern and Western worlds. Exotic sights are found throughout the city, from the Yokohama Red Brick Warehouse, the historic Yamate Western-style Buildings or Yokohama Chinatown. The nightscape of Minato Mirai 21 is famous, with sweeping views of the bay from Yokohama Landmark Tower, and the "Cosmo Clock 21" Ferris wheel.



Access

Tokyo Sta.

JR Tokaido Line / Yokosuka Line

Yokohama Sta.

Required time ⌚ About 30 min.

Shibuya Sta.

Tokyu Toyoko Line

Yokohama Sta.

Required time ⌚ About 30 min.



Narita

(Chiba)

Revel in the delights of history and culture

An area roughly an hour by train from the central Tokyo, close to Narita Airport. Step into a world from long ago along the roughly 800m road to Naritasan Shinjoji Temple from Narita Station, lined with restaurants serving sweets and the local specialty, eel. The Temple is a popular "power spot" with many historic temple halls and a lush, verdant park. Visitors can also try cultural experiences including transcribing sutras and zazen meditation.

Access

Tokyo Sta.

JR Sobu Line Rapid / JR Narita Line

Narita Sta.

Required time ⌚ About 75 min.

Keisei-Ueno Sta.

Keisei Line

Keisei-Narita Sta.

Required time ⌚ About 65 min.

Shinjuku

15

Shibuya

Harajuku

Omotesando 17

Asakusa

19

Sumida

Ryogoku 23

Ueno

25

Akihabara

Ochanomizu

27

Ginza

29

Marunouchi

31

Nihonbashi

33

Roppongi

Akasaka

37

Ikebukuro

39

Odaiba

Ariake

Aomi 41

Shiodome

Shiba

Takeshiba 43

Shinagawa

45

Ota

47

Shibamata

49

The Northern

Tama Area

51

The Southern

Tama Area

53

The Western

Tama Area

55

Tokyo Islands

57

Nearby

Prefectures

61

Park/Garden

63

Zoo/Botanical

Garden

65

Amusement

park

66


Museum

67

Tourist Spots

Gardens,
Amusement
Parks, Museums,
and more

Gardens from the good old days of Tokyo. Rare plants and adorable animals. Museums & art galleries to satisfy your curiosity. And the hottest amusement parks... Here is a list of tourist spots you can enjoy only in Tokyo.

 Travelers from overseas can receive a discount when presenting this guidebook. **Discount period: Valid until March 31, 2026**
*Discounts in this guidebook cannot be combined with other discount services.

 Toilet for the Disabled  Parking Exclusively for the Disabled  Parking Available for the Disabled  FREE Wi-Fi  Admission  Address  Access  Open Hours  Closed  Telephone Number

*Telephone number marked with ★ means Hello Dial information for museums/art galleries.

Park/Garden

Hama-rikyu Gardens

浜離宮恩賜庭園 ☎03-3541-0200

    **MAP P29D2, P43B4**

Once belonged to the Tokugawas, the garden is representative of the Edo period, featuring a tidal pond and two duck hunting sites. As the pond water is drawn from the sea, visitors can enjoy changes in the surrounding scenery with the ebb and flow of the tide. It is the only Edo garden in Tokyo with such a pond.

¥ Adult ¥300, 65 years and older ¥150 (Adult ¥60 discount, 65 years and older ¥30 discount)

 1-1 Hamamarkyu-teien, Chuo-ku  Tsukijishijo (Subway: E18), Shiodome (Subway: E19)

🕒 9:00–17:00 (Admission until 16:30)

📅 December 29–January 1




Kyu-Shiba-rikyu Gardens

旧芝離宮恩賜庭園 ☎03-3434-4029

    **MAP P43C3**

One of the oldest daimyo gardens dating back to the beginning of the Edo period. It is a Japanese-style garden with ancient rockwork and a pond that used to be connected to the sea. It is widely known as a "circuit style" garden where visitors can walk around a central pond while enjoying the scenery.

¥ Adult ¥150, 65 years and older ¥70 (Adult ¥30 discount, 65 years and older ¥20 discount)

 1-4-1 Kaigan, Minato-ku  Hamamatsucho (JR: JK23, JY28), Daimon (Subway: A09, E20)

🕒 9:00–17:00 (Admission until 16:30)

📅 December 29–January 1 (Please confirm the special event days on the website)





Koishikawa Korakuen Gardens

小石川後楽園 ☎03-3811-3015

This is a typical daimyo garden of the Mito-Tokugawa clan built in the early days of the Edo period. The beautiful balance between Japanese and Chinese aesthetics can be seen in the scenery that expresses lakes, rivers, mountains, and fields. A National Special Historic Site and Special Place of Scenic Beauty.

¥ Adult ¥300, 65 years and older ¥150 (Adult ¥60 discount, 65 years and older ¥30 discount)

 1-6-6 Koraku, Bunkyo-ku  Iidabashi (JR: JB16, Subway: E06, N10, T06, Y13), Korakuen (Subway: M22, N11), Suidobashi (JR: JB17, Subway: I11)

🕒 9:00–17:00 (Admission until 16:30) 📅 December 29–January 1



Rikugien Gardens

六義園 ☎03-3941-2222

A typical daimyo garden dating back to the Edo period. A circuit style Japanese garden of a landscape style with artificial hills and a pond, a quiet place exquisite with references to Waka–Japanese classical poetry and Chinese classics. The garden was constructed by Yanagisawa Yoshiyasu in 1702.

¥ Adult ¥300, 65 years and older ¥150 (Adult ¥60 discount, 65 years and older ¥30 discount)

 6-16-3 Hon-komagome, Bunkyo-ku  Komagome (JR: JY10, Subway: N14), Sengoku (Subway: I14)

🕒 9:00–17:00 (Admission until 16:30)

📅 December 29–January 1



Kyu-Iwasaki-tei Gardens

旧岩崎邸庭園 ☎03-3823-8340

    **MAP P25D2, P27A3**

The Iwasaki-tei estate is an important cultural asset with an elegant Western-style residence, a stately Japanese-style house, a billiards house, and a lawn garden. The Western-style building and the billiards house were designed by the British architect Josiah Conder in the Meiji era, who also designed many buildings in Tokyo, including the "Rokumeikan Guest House".

¥ Adult ¥400, 65 years and older ¥200 (Adult ¥80 discount, 65 years and older ¥40 discount)

 1-3-45 Ikenohata, Taito-ku

 Yushima (Subway: C13), Ueno-hirokoji (Subway: G15), Ueno-okachimachi (Subway: E09), Okachimachi (JR: JK29, JY04)

🕒 9:00–17:00 (Admission until 16:30) 📅 December 29–January 1



Mukojima-Hyakkaen Gardens

向島百花園 03-3611-8705



Hyakkaen means "a garden covered with all sorts of flowers during the four seasons". This is a garden for professionals of arts and literature and also for ordinary people who love wild and cultivated flowers. Established in the late Edo era.

¥ Adult ¥150, 65 years and older ¥70 (Adult ¥30 discount, 65 years and older ¥20 discount)

13-18-3 Higashi Mukojima, Sumida-ku

Higashi-mukojima (Tobu: TS05), Keisei-Hikifune (Keisei: KS46)

9:00–17:00 (Admission until 16:30)

December 29–January 3 (Please check the website for a special event day)



Kiyosumi Gardens

清澄庭園 03-3641-5892



A representative garden from the Meiji era, with its big fountain in close proximity, a miniature hill, a dry garden, and many oddly shaped rocks and famous rare stones collected from all over the country. It is a traditional Japanese garden of "a landscape style with artificial hills and fountains".

¥ Adult ¥150, 65 years and older ¥70 (Adult ¥30 discount, 65 years and older ¥20 discount)

3-3-9 Kiyosumi, Koto-ku Kiyosumi-shirakawa (Subway: E14, Z11)

9:00–17:00 (Admission until 16:30)

December 29–January 1



Kyu-Furukawa Gardens

旧古河庭園 03-3910-0394



Two hundred rose bushes of about 100 different kinds bloom in spring and autumn, creating a harmonious atmosphere with the Western-style buildings. The landscaping is a masterpiece and features a perfect blend of Japanese and Western-style gardens.

¥ Adult ¥150, 65 years and older ¥70 (Adult ¥30 discount, 65 years and older ¥20 discount)

1-27-39 Nishigahara, Kita-ku Kami-Nakazato (JR: JK35), Nishigahara (Subway: N15)

9:00–17:00 (Admission until 16:30)

December 29–January 1



Tonogayato Gardens

殿ヶ谷戸庭園 042-324-7991



MAP P51B3, P53A4

Gardens with wild flowers and spring water in the Musashino area. Their prominent attraction is a delicate harmony of two different garden styles, both making use of the shape of Musashino plateau. You can see lovely flowers of wild grasses throughout the four seasons.

¥ Adult ¥150, 65 years and older ¥70 (Adult ¥30 discount, 65 years and older ¥20 discount)

2-16 Minami-cho, Kokubunji City Kokubunji (JR: JC16, Seibu: SK01, ST01)

9:00–17:00 (Admission until 16:30)

December 29–January 1

*1: Located in the adjacent park area



Shinjuku Gyoen National Garden

新宿御苑 03-3350-0151



MAP P15D4

It was completed as a garden for the Imperial Household in 1906 and was opened to the public in 1949. It is a famous garden where the Formal Garden, Landscape Garden, and Japanese Traditional Garden coexist in harmony. Bringing and drinking alcohol, smoking cigarettes, using sports equipment (Except for the Kids area) are prohibited.

¥ Adult ¥500, 65 years and older ¥250, Student ¥250 *With valid ID, Junior high school student and younger: free 11 Naito-machi, Shinjuku-ku Shinjuku-gyoemmae (Subway: M10) Oct. 1–Mar. 14 9:00–16:00 (Gates close 16:30), Mar. 15–Sep. 30 9:00–17:30 (Gates close 18:00), Jul. 1–Aug. 20 9:00–18:30 (Gates close 19:00) Mondays (following weekday when Monday is a national holiday), December 29–January 3. *Open throughout the special open period of Mar. 25–Apr. 24, Nov. 1–15



Yoyogi Park

代々木公園 03-3469-6081



MAP P17A1

This spacious park has a central square with a beautiful lawn, fountains and a bird sanctuary.

Free admission

2-1 Yoyogi Kamizono-cho, Shibuya-ku

Yoyogi-koen (Subway: C02), Meiji-jingumae (Harajuku) (Subway: C03, F15), Harajuku (JR: JY19)

Open 24 Hours

Open 365 days



Shinjuku

15

Shibuya

Harajuku

Omotesando

17

Asakusa

19

Sumida

Ryogoku

23

Ueno

25

Akihabara

Ochanomizu

27

Ginza

29

Marunouchi

31

Nihonbashi

33

Roppongi

Akasaka

37

Ikebukuro

39

Odaiba

Ariake

Aomi

41

Shiodome

Shiba

Takeshiba

43

Shinagawa

45

Ota

47

Shibamata

49

The Northern

Tama Area

51

The Southern

Tama Area

53

The Western

Tama Area

55

Tokyo Islands

57

Nearby

Prefectures

61

Park/Garden

63

Zoo/Botanical

Garden

65

Amusement

park

66

Museum

67

Zoo/Botanical Garden

Ueno Zoological Gardens

恩賜上野動物園 ☎03-3828-5171



(MAP P25C2)

Japan's oldest zoo, which opened in 1882. Here, you can see a variety of unique animals from all over the world. Panda Forest, a facility to raise giant pandas and other animals living in the panda's habitat, is a popular facility.

- ¥Adult ¥600 (20% discount, one person discount per the Travel Guide) 9-83 Ueno Park, Taito-ku
- Ueno (JR: JJ01, JK30, JU02, JY05, Subway: G16, H18, Keisei: KS01), Nezu (Subway: C14)
- 9:30-17:00 (Admission until 16:00)
- ☒ Mondays (If Monday is a national/substitute/metropolitan holiday, the facility will close the following weekday), December 29-January 1 *Please check for closed days



Tama Zoological Park

多摩動物公園 ☎042-591-1611



(MAP P51C2, P53B3)

Located 40 minutes by train from central Tokyo, this zoo is expansive and rich in nature, with animals living vibrantly. The park is divided into four areas: the Asian Zone, the Australian Zone, the African Zone, and Insectarium, each of which showcases the region-specific creatures and offers various exhibitions based on the characteristics of the animals from that region.

- ¥Adult ¥600 (20% discount, one person discount per the Travel Guide) 7-1-1 Hodokubo, Hino City
- Tama-dobutsukoen (Keio: KO47, Tama Monorail: TT05) 9:30-17:00 (Admission until 16:00)
- ☒ Wednesdays (If Wednesday is a national/substitute/metropolitan holiday, the facility will close the following weekday), December 29-January 1 *Please check for closed days



Tokyo Sea Life Park

葛西臨海水族園 ☎03-3869-5152



Whether in Tokyo's waters from Tokyo Bay to the Ogasawara Islands, or in the world's oceans from the Arctic to the Antarctic and the deep sea, meet marine life from a vast variety of environments. Other highlights include schools of blue-fin tuna swimming in a giant aquarium, and over 200 penguins in the nation's largest penguin habitat.

- ¥Adult ¥700 (20% discount, one person discount per the Travel Guide)
- 6-2-3 Rinkai-cho, Edogawa-ku 2 Kasai-Rinkai Park (JR: JE06)
- 9:30-17:00 (Admission until 16:00)
- ☒ Wednesdays (If Wednesday is a national/substitute/metropolitan holiday, the facility will close the following weekday), December 29-January 1 *Please check for closed days



Inokashira Park Zoo

井の頭自然文化園 ☎0422-46-1100



(MAP P51B4)

This zoo is home to adorable animals mainly from Japan, set amid the lush greenery of Inokashira Park where the air of the historic Musashino area remains. Also popular, is the Aquatic Life House where work is being done to aid the breeding and conservation of Japan's freshwater fish and amphibians. The sculpture garden, where approximately 200 works by Seibo Kitamura are exhibited, is another highlight.

- ¥Adult ¥400 (20% discount, one person discount per the Travel Guide)
- 1-17-6 Gotenryama, Musashino City 2 Kichijoji (JR: JB02, JC11, Keio: IN17)
- 9:30-17:00 (Admission until 16:00) ☒ Mondays (If Monday is a national/substitute/metropolitan holiday, the facility will close the following weekday), December 29-January 1 *Please check for closed days



Jindai Botanical Gardens

神代植物公園 ☎042-483-2300



(MAP P51C4)

Visitors can enjoy plants and the beauty of flowers all year round. The park is connected through wooded areas to the historic old Jindaiji Temple, introducing visitors to the naturally beautiful atmosphere of the Musashino woodland. A Large Greenhouse that opened in May 2016 after renovation has a collection of about 1,300 species, which is one of the largest such collections in Tokyo.

- ¥Adult ¥500 (20% discount, one person discount per the Travel Guide) 5-31-10 Jindaiji-motomachi, Chofu City 2 Mitaka (JR: JB01, JC12), Kichijoji (JR: JB02, JC11), Chofu (Keio: KO18), Tsutsujigaoka (Keio: KO14) 9:30-17:00 (Admission until 16:00) ☒ Mondays (If Monday is a national/substitute holiday, the facility will close the following day), December 29-January 1 *Please check for closed days



Institute for Nature Study, National Museum of Nature and Science

国立科学博物館附属自然教育園 ☎03-3441-7176



(MAP P45A1)

Although located in the center of Tokyo, it is a precious forest where nature still remains. Forests, grasslands, and wetlands are all, here teeming with a variety of flora and fauna throughout the four seasons.

- ¥Adult ¥320 (¥60 discount), High school student, technical college student and younger, 65 years and older, person with disability and one caregiver: free 5-21-5 Shirokanedai, Minato-ku 2 Meguro (JR: JY22, Subway: I01, N01, Tokyu: MG01), Shirokanedai (Subway: I02, N02) 9:00-16:30 (9:00-17:00 May 1-August 31) *Admission until 16:00
- ☒ Mondays (If Monday is a national/substitute holiday, the facility will close the following weekday), next days following national holidays (except when it falls on Sat. or Sun), December 28-January 4



photo provided: Institute for Nature Study, National Museum of Nature and Science, Tokyo.

Amusement park

Tokyo Dome City

東京ドームシティ ☎03-5800-9999



This entertaining area contains an amusement park, Tokyo Dome, a hotel, restaurants and shops. The natural hot spring Spa LaQua is also popular.

☎ Admission free, pay separately for each attraction

📍 1-3-61 Koraku, Bunkyo-ku

🚶 Suidobashi (JR: JB17, Subway: I11), Korakuen (Subway: M22, N11)

🕒 ☒ Varies according to the facility

*1: The number of parking spaces exclusively reserved for persons with disabilities is limited.



ASAKUSA HANAYASHIKI

浅草花やしき ☎03-3842-8780

MAP P19B2, P23A2

It is said that this is the oldest amusement park in Japan. An amusement park with the feel of old Asakusa. The roller coaster made in 1953 is still popular today.

☎ Please refer to the official website

📍 2-28-1 Asakusa Taito-ku

🚶 Asakusa (Subway: A18, G19, Tobu: TS01, Tsukuba Express: TX03)

🕒 10:00–18:00 (Varies depending on season and weather)

☒ Maintenance period (Please refer to the official website)



Tokyo Hello Kitty Land

サンリオピューロランド ☎042-339-1111

MAP P51D2, P53B3

Sanrio characters such as Hello Kitty, My Melody, and Cinnamoroll are all together at this indoor theme park. The attractions are also popular.

☎ Adult One-day pass ¥3,900–¥5,900 (Varies according to the day)

📍 1-31 Ochiai Tama City

🚶 Keio-tama-center (Keio: KO41), Odakyu Tama Center (Odakyu: OT06),

Tama Center (Tama Monorail: TT01)

🕒 10:00–17:00 (Please refer to the official website)

☒ No fixed holiday (Please refer to the official website)



© 2024 SANRIO CO., LTD. TOKYO, JAPAN
著作 株式会社サンリオ

Yomiuriland

よみうりランド ☎044-966-1111

MAP P51C3, P53B4

Plenty of attractions including roller-coasters running through forests and a giant Ferris wheel. "Goodjoball!" is an amusement area with a theme of "making things" and also popular. Illuminations from autumn to spring and the beach-like pool in summer are also popular.

☎ Admission Adult ¥1,800 *Please refer to the official website about other tickets

📍 4015-1 Yanokuchi, Inagi City 🚶 Keio-yomiuri-land (Keio: KO37)

🕒 Varies according to the season (Please refer to the official website)

☒ No fixed holiday (Please refer to the official website)



TOKYO JOYPOLIS

東京ジョイポリス ☎03-5500-1801



TOKYO JOYPOLIS is one of the largest indoor theme parks in Japan with more than 20 attractions, including cutting edge technology VR, and a thrilling roller coaster. Various events are also held in collaboration with the hottest anime works and games of the day.

☎ Adult ¥1,200, One-day pass ¥5,500 (includes admission fee)

📍 3–5F., DECKS Tokyo Beach SEASIDE MALL, 1-6-1 Daiba, Minato-ku

🚶 Odaiba-kaihinkoen (Yurikamome: U06), Tokyo Teleport (Rinkai Line: R04)

🕒 10:00–20:00 (Admission until 19:15) *may vary

☒ No fixed holiday (Please refer to the official website)



Warner Bros. Studio Tour Tokyo - The Making of Harry Potter

ワーナー ブラザース スタジオツアー東京 - メイキング・オブ・ハリー・ポッター



Encounter authentic film sets, costumes, and props—including magical creatures of the Harry Potter film series in this new kind of walk-through attraction, opened on the Toshimaen grounds since June 2023.

☎ Please refer to the official website

📍 Toshimaen (Subway: E36, Seibu: SI39)

☒ Please refer to the official website



Warner Bros. Studio Tour Tokyo - The Making of Harry Potter.

| | |
|-----------------------------|----|
| Shinjuku | 15 |
| Shibuya Harajuku Omotesando | 17 |
| Asakusa | 19 |
| Sumida Ryogoku | 23 |
| Ueno | 25 |
| Akihabara Ochanomizu | 27 |
| Ginza | 29 |
| Marunouchi | 31 |
| Nihonbashi | 33 |
| Roppongi Akasaka | 37 |
| Ikebukuro | 39 |
| Odaiba Ariake Aomi | 41 |
| Shiodome Shiba Takeshiba | 43 |
| Shinagawa | 45 |
| Ota | 47 |
| Shibamata | 49 |
| The Northern Tama Area | 51 |
| The Southern Tama Area | 53 |
| The Western Tama Area | 55 |
| Tokyo Islands | 57 |
| Nearby Prefectures | 61 |
| Park/Garden | 63 |
| Zoo/Botanical Garden | 65 |
| Amusement park | 66 |
| Museum | 67 |

Museum

Tokyo Metropolitan Art Museum

東京都美術館 ☎03-3823-6921



(MAP P25B2)

Japan's first public art museum, which opened in Ueno Park in 1926. In addition to the special exhibitions and thematic exhibitions, visitors can enjoy relaxing at the art lounge or restaurant.

¥ Varies according to the exhibition (For discounts, ask the staff)

📍 8-36 Ueno Park, Taito-ku 📍 Ueno (JR: JJ01, JK30, JU02, JY05, Subway: G16, H18)

🕒 9:30–17:30 (until 20:00 on Fridays during special exhibitions) *Admission until 30 min. before closing
 ✖ 1st and 3rd Mondays, Monday for special exhibitions and thematic exhibitions (or the following weekday when it falls on a national holiday), New Year holidays, and during temporary closures for maintenance

*1: Check in advance for parking for the disabled.



©Tokyo Metropolitan Art Museum

Tokyo Metropolitan Edo-Tokyo Museum

東京都江戸東京博物館 ☎03-3626-9974



(MAP P23C2)

At the regular exhibition room, there are various models and many documents that portray the history and culture of Edo and Tokyo.

¥ Adult ¥600 (regular exhibitions)

📍 1-4-1 Yokoami, Sumida-ku

📍 Ryogoku (JR: JB21, Subway: E12)

🕒 9:30–17:30 (until 19:30 on Saturdays) *Admission until 30 min. before closing

✖ Mondays (If Monday is a national/substitute holiday, the museum will close the following day), New Year holidays

*Expected to be closed from April 2022 to end of the fiscal year of 2025, due to renovation work.



Edo-Tokyo Open Air Architectural Museum

江戸東京たてもの園 ☎042-388-3300



(MAP P51B3, P53A4)

An open-air architectural museum where structures such as old merchant homes and bathhouses can be viewed while enjoying nature walks.

¥ Adult ¥400 (20% discount)

📍 3-7-1 Sakura-cho, Koganei City (Inside of Koganei Park)

📍 Musashi-Koganei (JR: JC15), Hana-koganei (Seibu: SS18)

🕒 9:30–17:30 (16:30 Oct.–Mar.) *Admission until 30 min. before closing

✖ Mondays (If Monday is a national/substitute holiday, the museum will close the following weekday), New Year holidays



Tokyo Photographic Art Museum

東京都写真美術館 ☎03-3280-0099



In addition to the photography and film exhibitions selected from Japan and around the world, the 1st floor hall screens high-quality films selected by the museum.


¥ Varies according to the exhibition/film (For discounts, ask the staff)

📍 1-13-3 Mita, Meguro-ku (in Yebisu Garden Place)

📍 Ebisu (JR: JA09, JS18, JY21, Subway: H02)

🕒 10:00–18:00 (until 20:00 on Thu. and Fri.) *Admission until 30 min. before closing

✖ Mondays (If Monday is a national/substitute holiday, the museum will close the following weekday), New Year holidays



Museum of Contemporary Art Tokyo

東京都現代美術館 ☎050-5541-8600*



This museum opened in 1995 to enrich the city's culture by bringing contemporary art closer to people. It draws on about 5,800 items in its collection, including paintings, sculptures, fashion, architecture, and design, to present distinctive exhibits related to contemporary art.

¥ Adult ¥500 (20% discount) (MOT Collection) 📍 4-1-1 Miyoshi, Koto-ku

📍 Kiyosumi-shirakawa (Subway: E14, Z11) 🕒 10:00–18:00 (Admission until 17:30)

✖ Mondays (If Monday is a national/substitute holiday, the museum will close the following weekday), exhibition renewal period, New Year holidays

*1: Check in advance for parking for the disabled.



Photo: Kenta Hasegawa

Tokyo Metropolitan Teien Art Museum

東京都庭園美術館 ☎050-5541-8600*



(MAP P45A1)

The museum used to be the residence of Prince Asaka. The house preserves for the modern viewer the art-deco style, which took the European art world by storm in the 1910-30s. Surrounded by a green garden, the museum is blessed with an environment that allows one to enjoy the mixture of nature, architecture and art.

¥ Varies according to the exhibition (20% discount) 📍 5-21-9 Shirokanedai, Minato-ku

📍 Meguro (JR: JY22, Subway: I01, N01, Tokyo: MG01), Shirokanedai (Subway: I02, N02)

🕒 10:00–18:00 (Admission until 17:30) ✖ Mondays (If Monday is a national/substitute holiday, the museum will close the following weekday), exhibition renewal period (only entering the garden is available with an entrance fee, except on closed days), New Year holidays



Front exterior, Main Building

*Information is as of Jul. 2024. Check beforehand as situations may change.

Seikado Bunko Art Museum

静嘉堂文庫美術館 050-5541-8600 * MAP P31C2

Visitors can enjoy viewing Asian antique artworks, including National Treasures and Important Cultural Properties, in a historic building designated as an Important Cultural Property located across from the Imperial Palace. Special exhibitions, held four to five times a year, showcase masterpieces from a collection of approximately 6,500 pieces amassed by Iwasaki Yanosuke and his son Koyata, the second and fourth presidents of Mitsubishi. Adult ¥1,500, college/high school student ¥1,000, person with disability ¥700 (one caregiver: free), junior high school student and younger: free Meiji Seimei Kan 1F, 2-1-1, Marunouchi, Chiyoda-ku Nijubashimae (Marunouchi) (Subway: C10) 10:00–17:00 (Please refer to the official website for information on extended hours) Mondays (If Monday is a national/substitute holiday, the museum will close the following weekday), exhibition renewal period, New Year holidays, etc.



Ota Memorial Museum of Art

太田記念美術館 050-5541-8600 * MAP P17B3

The museum specializes in ukiyo-e. It owns over 15,000 pieces of ukiyo-e including works of Katsushika Hokusai, Utagawa Hiroshige and Utagawa Kuniyoshi. The museum holds exhibitions every month featuring themes, and exhibits are changed every month. Varies according to the exhibition 1-10-10 Jinguumae, Shibuya-ku Harajuku (JR: JY19), Meiji-jingumae (Harajuku) (Subway: C03, F15) 10:30–17:30 (Admission until 17:00) Mondays (If Monday is a national/substitute holiday, the museum will close the following weekday), exhibition renewal period



Eiseibunko Museum

永青文庫 03-3941-0850


Art craft heirlooms of the Hosokawa clan, Lords of the Higo Kumamoto domain, including armor, swords, tea artifacts and Noh theatre costumes are exhibited according to about four different themes set each year. Adult ¥1,000, 70 years and older ¥800, college/high school student ¥500 (¥100 discount each) *Extra fee for special exhibitions 1-1-1 Mejiro dai, Bunkyo-ku Mejiro (JR: JY14) 10:00–16:30 (Admission until 16:00) Mondays (If Monday is a national/substitute holiday, the museum will close the following weekday), exhibition renewal period, New Year holidays



Taro Okamoto Memorial Museum

岡本太郎記念館 03-3406-0801

This is the studio and house where the artist Taro Okamoto worked and lived until he died in 1996. Here he worked on the ideas of all his works and created them. The studio, salon and garden are open to the public. Special exhibits are held in the exhibition room on an irregular basis. Adult ¥650 6-1-19 Minami-Aoyama, Minato-ku Omote-sando (Subway: C04, G02, Z02) 10:00–18:00 (Admission until 17:30) Tuesdays (If Tuesday is a national/substitute holiday, the museum will open), exhibition renewal period, New Year holidays



Toguri Museum of Art

戸栗美術館 03-3465-0070 MAP P17C1

One of the few art museums in Japan specializing in ancient ceramics. Mainly stored here are Hizen porcelain such as Imariyaki and Nabeshimayaki as well as Oriental porcelain items from China and the Korean Peninsula. Special exhibitions are held 4 times each year. Varies according to the exhibition 1-11-3 Shoto, Shibuya-ku Shibuya (JR: JA10, JS19, JY20, Subway: F16, G01, Z01, Tokyo: DT01, TY01) 10:00–17:00 (until 20:00 on Fri. and Sat.) *Admission until 30 min. before closing Mondays, Tuesdays (If Monday or Tuesday is a national/substitute holiday, the museum will open. If both Monday and Tuesday are national/substitute holidays, the museum will close on the following weekday), exhibition renewal period, New Year holidays



The Ueno Royal Museum

上野の森美術館 03-3833-4191 MAP P25C3

The museum holds numerous prominent exhibitions, including The Vision of Contemporary Art (VOCA) in which young artists selected by the committee members are introduced, as well as museum-sponsored exhibits with works submitted by the public. Varies according to the exhibition (¥100 discount) 1-2 Ueno Park, Taito-ku Ueno (JR: JJ01, JK30, JU02, JY05, Subway: G16, H18, Keisei: KS01) 10:00–17:00 (Admission until 16:30) *May change according to the exhibition Irregular, exhibition renewal period



| | |
|-----------------------------|----|
| Shinjuku | 15 |
| Shibuya Harajuku Omotesando | 17 |
| Asakusa | 19 |
| Sumida Ryogoku | 23 |
| Ueno | 25 |
| Akihabara Ochanomizu | 27 |
| Ginza | 29 |
| Marunouchi | 31 |
| Nihonbashi | 33 |
| Roppongi Akasaka | 37 |
| Ikebukuro | 39 |
| Odaiba Ariake Aomi | 41 |
| Shiodome Shiba Takeshiba | 43 |
| Shinagawa | 45 |
| Ota | 47 |
| Shibamata | 49 |
| The Northern Tama Area | 51 |
| The Southern Tama Area | 53 |
| The Western Tama Area | 55 |
| Tokyo Islands | 57 |
| Nearby Prefectures | 61 |
| Park/Garden | 63 |
| Zoo/Botanical Garden | 65 |
| Amusement park | 66 |
| Museum | 67 |

Miraikan – The National Museum of Emerging Science and Innovation

日本科学未来館 ☎03-3570-9151

MAP P41D2

Miraikan is where visitors can experience the technological progress of today, from simple day-to-day questions to the latest technologies, and explore a wide variety of science-related topics such as the global environment, space exploration, and life science. In the Dome Theater GAIA, you can experience science and space through impressive, full-dome stereoscopic films.

¥Adult ¥630, 18 yrs. and younger ¥210 (free admission for those 18 yrs. and younger on Saturday only) (Adult ¥130 discount, 18 yrs. and younger ¥50 discount) *Except for special exhibitions and the Dome Theater ☎2-3-6 Aomi, Koto-ku ☎Telecom Center (Yurikamome: U09)

🕒10:00–17:00 🗓Tuesdays (If Tuesday is a national/substitute holiday, the museum will open), New Year holidays (Dec. 28–Jan. 1)



The Museum of the Imperial Collections, Sannomaru Shozokan

皇居三の丸尚蔵館 ☎050-5541-8600*

MAP P31B2

This museum opened within the grounds of the East Gardens of the Imperial Palace in 1993, aiming to preserve, study and exhibit artworks passed down through generations of the Imperial family. The collection is characterized by Asian arts and crafts with a focus on Japan, as well as works of a wide range of periods, regions, and genres from other countries around the world.

¥Adult ¥1,000 🕒1-8 Chiyoda, Chiyoda-ku (within the East Gardens of the Imperial Palace)

☎Otemachi (Subway: C11, Z08, T09, M18, I09) 🕒9:30–17:00 (Admission until 16:30)

🗓Mondays (If Monday is a national/substitute holiday, the museum will close the following weekday), exhibition renewal period, New Year holidays, the Emperor's Birthday

*Expected to be closed from May 2025 to 2026, due to renovation work.



Tokyo National Museum

東京国立博物館 ☎050-5541-8600*

MAP P25B3

Many antique artworks and archaeological findings from Japan and other Asian regions are on public display in six exhibition halls. There are about 120,000 items in the collection. It is the oldest national museum in Japan.

¥Adult ¥1,000 (¥100 discount), College student ¥500 *Except for special exhibitions 🕒13-9 Ueno Park, Taito-ku ☎Ueno (JR: JJ01, JK30, JU02, JY05, Subway: G16, H18), Uguisudani (JR: JK31, JY06)

🕒9:30–17:00 (until 20:00 on Fri. and Sat.) *Admission until 30 min. before closing 🗓Mondays (If Monday is a national/substitute holiday, the museum will close the following weekday), New Year holidays, temporary closures

*Special exhibitions require a separate admission procedure (please refer to the official website)



The National Museum of Western Art, Tokyo

国立西洋美術館 ☎050-5541-8600*

MAP P25C3

View Western art displayed by chronology, including modern Rodin sculptures and Monet paintings from France, as well as works of the old masters (The collection).


¥Adult ¥500 (¥100 discount, one person discount per the Travel Guide) *Except for special exhibitions

🕒7-7 Ueno Park, Taito-ku

☎Ueno (JR: JJ01, JK30, JU02, JY05, Subway: G16, H18), Keisei-Ueno (Keisei: KS01)

🕒9:30–17:30 (until 20:00 on Fri. and Sat.) *Admission until 30 min. before closing

🗓Mondays (If Monday is a national/substitute holiday, the museum will close the following weekday), New Year holidays (December 28–January 1)



©The National Museum of Western Art, Tokyo

The National Museum of Modern Art, Tokyo

東京国立近代美術館 ☎050-5541-8600*

MAP P27D1, P31A1

The museum has over 13,000 works of art such as paintings, sculptures, plastic arts and a variety of other artistic works. The collection introduces the history of modern Japanese art.

¥Adult ¥500 (¥100 discount) *Except for special exhibitions

🕒3-1 Kitanomaru-koen, Chiyoda-ku ☎Takebashi (Subway: T08)

🕒10:00–17:00 (until 20:00 on Fri. and Sat.) *Admission until 30 min. before closing

🗓Mondays (If Monday is a national/substitute holiday, the museum will close the following weekday), exhibition renewal period, New Year holidays



ARTIZON MUSEUM

アーティゾン美術館 ☎050-5541-8600*

MAP P31C4, P33C1

The ARTIZON MUSEUM opened as a new museum in January, 2020. Its predecessor was the Bridge-stone Museum of Art. The museum is equipped with the latest HVAC systems and offers free audio guides. It provides a rich range of ways to enjoy art, from ancient to contemporary.

¥Varies according to the exhibition 🕒1-7-2 Kyobashi, Chuo-ku ☎Tokyo (JR: JC01, JE01, JK26, JO19, JT01, JU01, JY01, Subway: M17), Kyobashi (Subway: G10), Nihombashi (Subway: A13, G11, T10)

🕒10:00–18:00 (–20:00 on Fridays, excluding national holidays) *Admission until 30 min. before closing

*Please refer to the official website 🗓Mondays (If Monday is a national/substitute holiday, the museum will close the following weekday), exhibition renewal period, New Year holidays, etc.

*Reservations required (please refer to the official website)



National Film Archive of Japan

国立映画アーカイブ ☎050-5541-8600* MAP P29A3, P31D4, P33D1

The only Japanese national film archive to collect and store movies and related materials. The exhibition rooms host permanent and special displays to encourage multifaceted understanding of Japanese movie history. Further, both Japanese and non-Japanese movies are screened in two halls (Nagase Memorial Theatre OZU and B1 Theatre).

¥Adult ¥250 (¥50 discount) for exhibition. *Theater admission varies depending on the program
📍3-7-6 Kyobashi, Chuo-ku 📍Kyobashi (Subway: G10), Takaracho (Subway: A12) 🕒11:00-18:30 (Admission until 18:00 *Closing time is extended on last Friday of each month) *Please refer to the official website 📌Mondays, screening preparation/exhibition renewal period, New Year holidays
*1: Check in advance for parking for the disabled.



National Museum of Nature and Science

国立科学博物館 ☎050-5541-8600* MAP P25C3

The Japan Gallery introduces the diverse nature of Japan and the historical background of the Japanese archipelago under the theme "The Environment on the Japanese Islands". The Global Gallery presents exhibitions on the evolution of organisms, biodiversity, and the history of science and technology under the theme "The History of Life on Earth".

¥Adult ¥630 (¥100 discount), High school student, technical college student and younger, 65 years and older, person with disability and one caregiver: free *Except for special exhibitions 📍7-20 Ueno Park, Taito-ku 📍Ueno (JR: JJ01, JK30, JU02, JY05, Subway: G16, H18, Keisei: KS01) 🕒9:00-17:00 (Admission until 16:30) 📌Mondays (If Monday is a national/substitute holiday, the museum will close the following weekday), December 28-January 1, Fumigation period (around late June)



Mitsui Memorial Museum

三井記念美術館 ☎050-5541-8600* MAP P31B4, P33B2

Located inside the Mitsui Main Building, a designated Important Cultural Property, this museum features about 4,000 works of art from throughout Japan and Asia. Out of those, six items are designated national treasures, 75 are Important Cultural Properties and four are important art objects. There is also an extensive stamp collection of about 130,000 pieces that have been gathered by the notable Mitsui Family since the Edo period. (No regular exhibits) ¥Adult ¥1,200, Student ¥700, Special exhibition: varies according to the exhibitions 📍Mitsui Main Bldg. 7F, 2-1-1 Muromachi, Nihonbashi, Chuo-ku 📍Mitsukoshimae (Subway: G12, Z09), Shin-Nihombashi (JR: JO20), Nihombashi (Subway: A13, G11, T10) 🕒10:00-17:00 (Admission until 16:30) 📌Mondays (If Monday is a national/substitute holiday, the museum will close the following weekday), exhibition renewal period, New Year holidays, temporary closures



Nezu Museum

根津美術館 ☎03-3400-2536 MAP P37C1

An impressive collection of premodern Japanese and East Asian artworks is on display here encompassing paintings, calligraphy, ceramics, lacquerware, and textiles. These artworks include seven National Treasures and 89 Important Cultural Properties. There is a garden where visitors can take a stroll and feel the distinct natural beauty of the four seasons, a café, a museum shop and much more.

¥Special Exhibition: Adult ¥1,500, Student ¥1,200, Junior high school student and younger: free, Museum Collection Exhibition: Adult ¥1,300, Student ¥1,000, Junior high school student and younger: free 📍6-5-1 Minami-Aoyama, Minato-ku 📍Omote-sando (Subway: C04, G02, Z02) 🕒10:00-17:00 (Admission until 16:30) 📌Mondays (If Monday is a national/substitute holiday, the museum will close the following weekday), exhibition renewal period, New Year holidays
*Reservations required (please refer to the official website)



THE SUMIDA HOKUSAI MUSEUM

すみだ北斎美術館 ☎03-6658-8936 MAP P23C2

This art museum houses works of Katsushika Hokusai, one of the most renowned ukiyo-e artists in history, holding various themed exhibitions of his work. You can find the charm of Hokusai and his works with easy-to-understand commentaries including 4K high-definition monitors.

¥Adult ¥400 *AURORA (Permanent Exhibition Room) 📍2-7-2 Kamezawa, Sumida-ku 📍Ryogoku (JR: JB21, Subway: E12) 🕒9:30-17:30 (Admission until 17:00)
📌Mondays (If Monday is a national/substitute holiday, the museum will close the following weekday), New Year holidays



The Japanese Sword Museum

刀剣博物館 ☎03-6284-1000 MAP P23C1

Opened in 1968 to promote Japanese swords, the Japanese Sword Museum houses National Treasures and Important Cultural Properties among other items in collections that represent and promote beautiful Japanese swords, whose origin can be traced back to over 1,000 years ago.

¥Adult ¥1,000 📍1-12-9 Yokosami, Sumida-ku 📍Ryogoku (JR: JB21, Subway: E12) 🕒9:30-17:00 (Admission until 16:30)
📌Mondays (If Monday is a national/substitute holiday, the museum will close the following weekday), exhibition renewal period, New Year holidays




| | |
|-----------------------------|----|
| Shinjuku | 15 |
| Shibuya Harajuku Omotesando | 17 |
| Asakusa | 19 |
| Sumida Ryogoku | 23 |
| Ueno | 25 |
| Akihabara Ochanomizu | 27 |
| Ginza | 29 |
| Marunouchi | 31 |
| Nihonbashi | 33 |
| Roppongi Akasaka | 37 |
| Ikebukuro | 39 |
| Odaiba Ariake Aomi | 41 |
| Shiodome Shiba Takeshiba | 43 |
| Shinagawa | 45 |
| Ota | 47 |
| Shibamata | 49 |
| The Northern Tama Area | 51 |
| The Southern Tama Area | 53 |
| The Western Tama Area | 55 |
| Tokyo Islands | 57 |
| Nearby Prefectures | 61 |
| Park/Garden | 63 |
| Zoo/Botanical Garden | 65 |
| Amusement park | 66 |
| Museum | 67 |

Art Triangle Roppongi

The National Art Center, Tokyo, Suntory Museum of Art, and Mori Art Museum form a triangle when seen on a map. These three art museums together have used their foundations of art to form a new cooperative center of art. The National Art Center, Tokyo holds various exhibitions in one of the largest exhibition spaces in Japan. Suntory Museum of Art is an art museum in TOKYO MIDTOWN with "Art in Life" as its basic principle. The Mori Art Museum holds various exhibitions centering on contemporary art and is open until 22:00 during these events (except on Tuesdays). The ATRo discount, which lets visitors of one of the museums enter the two others at a discounted fee with their ticket stubs, is also available.

MAP P37B2,C2



©The National Art Center, Tokyo

The National Art Center, Tokyo



国立新美術館 ☎050-5541-8600*

¥Varies according to the exhibition

📍7-22-2, Roppongi, Minato-ku

🚶Nogizaka (Subway: C05)

🕒Varies according to the exhibition

(Admission until 30 min. before closing)

🗒Tuesdays (If Tuesday is a national/substitute holiday, the museum will close the following weekday), New Year holidays

Suntory Museum of Art



サントリー美術館 ☎03-3479-8600

¥Varies according to the exhibition, junior high school student and younger: free


📍Tokyo Midtown Galleria 3F, 9-7-4, Akasaka, Minato-ku

🚶Roppongi (Subway: E23, H04)


🕒10:00–18:00 (until 20:00 on Fri.)

*Admission until 30 min. before closing

🗒Tuesdays, exhibition renewal period, New Year holidays



©Keizo Kioku



Mori Art Museum



森美術館 ☎050-5541-8600*

¥Varies according to the exhibition (¥200 discount from On-site Adult Admission, discounts may not apply to some exhibitions)

📍Roppongi Hills Mori Tower 53F, 6-10-1, Roppongi, Minato-ku

🚶Roppongi (Subway: E23, H04)

🕒10:00–22:00 (until 17:00 on Tuesdays)

*Admission until 30 min. before closing

🗒When no exhibitions being held

*Information is as of Jul. 2024. Check beforehand as situations may change.

Tokyo Museum Grutto Pass 2025

Tokyo Museum Grutto Pass 2025 is a convenient electronic ticket that provides admission tickets as well as discount coupons for about 100 museums and other facilities.



For more information:

WEB www.rekibun.or.jp/en/grutto/

Sales period: until January 31, 2026



Tokyo Volunteer Guides

This is what we do!

In the City



We answer questions about Tokyo's best spots, transportation, access, etc.



In the Tokyo Metropolitan Government Building



FREE TOUR:
No Reservations required
A volunteer guide will show you the must-sees in the Metropolitan Government Buildings!



Tour Guide Services

Many guided tours are offered to visit various attractive spots in Tokyo.

- Languages: English, Korean, Chinese, German, French, Italian and Spanish
- Dates and departure times: Tours depart daily at 1:00 p.m. except on the year-end and New Year holidays. (Departure times change during summer)
- *ROUTE 12 departs at 10:00 a.m., ROUTE 15 and 16 depart at 6:00 p.m.
- *ROUTE 2, 8, and 9 depart at 10:00 a.m. and 1:00 p.m.
- *Please come to the Meeting point 15 minutes prior to the departure time.
- Reservations: Required at least three days in advance.

- Meeting point (except ROUTE 16): Tokyo Tourist Information Center at Busta Shinjuku (Shinjuku Expressway Bus Terminal, 3F)

- *Tours are for up to five people.
- *Participants are required to pay the costs for accompanying tour guides.
- *This guide service is provided by volunteers, and transportation is mainly by public transport or walking.
- *Departure times and costs are subject to change.

ROUTE 1 Strolling in Gardens and Experiencing a Tea Ceremony
about 3 hours

ROUTE 2 Shinjuku, the center of Tokyo! Learn about Japan's trends in department store basements and while shopping
about 2.5 hours

ROUTE 3 The Asakusa Route
about 3.5 hours

ROUTE 4 Ryogoku, a town of Sumo with the Atmosphere of Edo
about 4 hours

ROUTE 5 The East Gardens of the Imperial Palace and the Outer Garden
about 3 hours

ROUTE 6 Thirty minutes from Shinjuku; Journey to Enjoy History and Nature
about 3.5 hours

ROUTE 7 View the Tokyo metropolis from new angles: the sky and the sea
about 3.5 hours

ROUTE 8 Exploring Streets and a Shrine of Harajuku
about 3 hours

ROUTE 9 Streetscapes in Japan and an Oasis in Central Tokyo
about 2.5 hours

ROUTE 10 Modern Japanese Architecture and Tour of the National Diet Building
about 3.5 hours

ROUTE 11 Introduction to Japanese Gardens, Tea, Food, Craftsmanship, and Japanese Culture
about 4 hours

ROUTE 12 Experience rich nature, the mountain, and the Japanese spirit at Mt. Takao
about 6.5 hours

ROUTE 13 Visit Places of Spiritual Calm of Temples, Nature, Sophisticated Streets, and the Japanese Spirit
about 3.5 hours

ROUTE 14 Accessible Tour Guide Service
about 3 hours

ROUTE 15 Shinjuku Night Tour
about 1.5 hours

ROUTE 16 Asakusa Night Tour
[Meeting point] Asakusa Cultural Tourist Information Center
about 1.5 hours

For more information, booking and other tours, check our website!

GO TOKYO Volunteer Guides

Search



WEB www.gotokyo.org/en/guide-services/

Free Wi-Fi Services

Tokyo has a rapidly growing number of areas that provide Internet access services with public wireless LAN. You can enjoy high-speed wireless Internet connections at a wide variety of locations in the city, including cafes, stations, and airports.

TOKYO FREE Wi-Fi (blue-sticker)

Where: Around Tokyo

How: Select SSID "FREE_Wi-Fi_and_TOKYO", launch your web browser and tap "Access the Internet here." Then, there are two ways. **1)** Register your email address. After provisional registration, receive an email with a URL and tap the URL to complete your registration. Or, **2)** Select a SNS, and log in via the SNS you selected.



Languages: EN 簡 繁 韓

*Gradually switching to (OpenRoaming, green-sticker)

TOKYO FREE Wi-Fi (OpenRoaming, green-sticker)

Where: Around Tokyo

How: **1)** Access the TOKYO FREE Wi-Fi setup website (<https://wi-fi.metro.tokyo.lg.jp/en>). **2)** Complete first time registration using Google, Apple, or LINE ID. **3)** On the setup website, install the profile (once). **4)** Connect automatically with OpenRoaming-compatible Wi-Fi hotspots (SSID:TOKYO FREE Wi-Fi).



*Secure and seamless Wi-Fi. *No limit on data usage.

Languages: EN 簡 繁 韓

JR-EAST FREE Wi-Fi

Where: - Several JR East Japan stations - JR East Travel Service Center - On board Shinkansen/some limited express trains on conventional lines/the Narita Express

How: Activate your browser and follow the instructions on the screen to connect to the Internet. For the first time only, you are required to register your e-mail address.



Provided by JR EAST

Languages: EN 簡 繁 韓

Japan Wi-Fi auto-connect

Where: Available in airports, trains, convenience stores, and cafes throughout Japan

How: Just install the app, register as a user, and go to a Wi-Fi spot to connect automatically.



Languages: EN 簡 繁 韓 越

Other languages: Vietnamese, Indonesian, Malay, Tagalog, French, Spanish, German, Italian, Russian, and Portuguese

FREE Wi-Fi Passport

Where: Hundreds of thousands of spots in Japan

How: Select "SoftBank" as your roaming provider in advance. Call the dedicated number* and get the password from the audio guidance. Select ".FREE_Wi-Fi_PASSPORT" and enter your ID (phone number) and password at the login screen. *The dedicated number is different depending on the language. Please see the website.



Languages: EN 簡 繁 韓

FREESPOT

Where: About 12,000 spots in Japan

How: Select SSID "freespot"=Security-Password(AES)" and enter the password "freespot". After you successfully connected to FREESPOT, register your device by following the instructions on the screen of the web browser. (SSID may vary from place to place)



Languages: EN 簡 繁 韓

HANEDA FREE WIFI

Where: Terminal 1, 2 and 3 at Haneda Airport

How: Select SSID "HANEDA-FREE-WIFI", launch your web browser and tap "Access the Internet here".



Languages: EN 簡 韓

EN English 簡 Chinese (Simplified) 繁 Chinese (Traditional)

한 Korean ไทย Thai

For more information:

WEB www.gotokyo.org/en/plan/wifi-connectivity/wifi_hotspotguide.html



General Information for Tourists



Climate

There are four distinct seasons. Spring –March to May– and autumn –September to November– are comfortable. However, there are many rainy days (rainy season) from mid-June to July. In summer, it is hot during the day and humid at night. In winter, there are many clear days but it is often cold and dry.



Currency exchange, changing money

As of August 21, 2024, US\$1=¥145.91
Money can be exchanged at currency exchange counters located mainly at banks, post offices, hotels and airports.



Postal services

Mail can be sent from Japan to abroad at the post office. Postcards and letters can be left at the front desk of your hotel or dropped in a post box on the street or at a tourist site. All postcards cost ¥100. Letters vary from ¥120 to ¥260, depending on the destination.



Smoking

Although smoking is prohibited in most public facilities as a general rule, there are some facilities with smoking areas. Smoking is prohibited when specified in the streets of downtown areas, shops, restaurants, etc.



Consumption tax

Consumption tax at shops, restaurants, etc. is 10%. Please note whether the tax is included in the indicated price depends on the shop and product. Foods and beverages are subject to the reduced tax rate of 8% in some cases.

Tax-free system

The requirement for tax exemption is the purchase of general items (electric appliances, clothing, accessories, etc.) worth over 5,000 yen at the same shop on the same day by the same person. For consumable items (food, drinks, medicine, cosmetics, etc.), tax exemption applies for purchases above 5,000 yen but below 500,000 yen at the same shop on the same day by the same person. For combination of general items and consumable items, tax-exemption applies under the same conditions as consumable items. Please see the Japan Tourism Agency website for details.

Japan. Tax-free Shopping Guide

www.japan.travel/en/plan/japans-tax-exemption/



Japan. Tax-free Shop

An accommodation tax is levied when staying at hotels in Tokyo.

| Room charge (one night per person) | Less than ¥10,000 | ¥10,000 to less than ¥15,000 | ¥15,000 or more |
|------------------------------------|-------------------|------------------------------|-----------------|
| Amount of tax | Tax-free | ¥100 | ¥200 |

*The tax is used for the promotion of tourism in Tokyo, such as the issuing of this publication and the enhancement of the quality of tourist information services.



Currency

The yen (¥) is the currency of Japan. Bills come in denominations of ¥10,000, ¥5,000, ¥2,000, and ¥1,000. (Nowadays ¥2,000 bills are rare)
Coins come in denominations of ¥500, ¥100, ¥50, ¥10, ¥5 and ¥1.



ATMs that accept overseas credit cards

Credit cards such as VISA, MasterCard, Diners Club, and American Express, as well as cash cards with logos issued by major banks of the world such as PLUS and Cirrus can be used with Japan Post, SEVEN BANK ATMs and AEON BANK located in Japan.

*Please visit the websites of the card companies for information on other ATMs.

Yuchu ATMs in Japan

www.jp-bank.japanpost.jp/en/ias/en_ias_index.html

SEVEN BANK Seven Bank ATMs

www.sevenbank.co.jp/intlcard/index2.html

AEON Bank AEON BANK

www.aeonbank.co.jp/atm/en/



Voltage, power

The voltage in Japan is 100V. The frequency is 50/60Hz. A voltage transformer should be used with electronic items brought over from overseas. The double socket outlet is standard.



Tap water

Since Tokyo has an excellent water supply system, it is safe to drink straight tap water.



Business Hours

Banks 9:00–15:00 ☒ Sat., Sun. and national holidays **Post Offices** 9:00–17:00 ☒ Sat., Sun. and national holidays
Department Stores 10:00–20:00 ☒ Varies depending on the store
Government Organizations 9:00–17:00 ☒ Sat., Sun. and national holidays

Safety While Traveling

Preparing for Natural Disasters



Earthquake

When an earthquake occurs, be careful of falling objects and protect your head with an object at hand such as a bag. Don't rush outside in a panic.



When outdoors...

Once the earthquake has stopped, evacuate to an open space along with others, while paying attention to aftershocks, secondary disasters.



When near waterfronts...



Tsunamis may occur not only along the coast, but also near rivers. Tsunami waves would be expected to strike land repeatedly. Do not go near waterfronts until the warning is lifted. Watch the actions of people around you and evacuate to higher grounds, or tsunami shelters.



When indoors...

Once the earthquake has stopped, if emergency lights turn on, evacuate by walking along walls, and follow staff instructions. Avoid evacuating by elevators that have not been declared safe.



When safety is confirmed...



Paying attention to aftershocks and secondary disasters, return to your accommodation and get information through websites, TV, radio, etc.



Volcanic Eruptions

Information related to volcanic eruptions is communicated via television, radio, and other media. Please be aware that even a volcanic eruption beyond the city limits may affect Tokyo (falling ash, transportation disruptions, road restrictions, etc.). If a volcano erupts on an island within Tokyo, please evacuate to a sturdy building to protect yourself from volcanic debris. However, if a large-scale pyroclastic flow occurs that may reach your location, immediate evacuation is required. Check the actions of people around you and evacuate without delay.



Fire

If you are in a shop, evacuate the premises in accordance with the instructions from the staff. If you are in a hotel, make an emergency call to 119 and evacuate through the emergency exit.

➡ **Make an emergency call to 119**



Heat Stroke

Heat stroke is the general term for various symptoms caused by the body's inability to physically adapt to a hot and humid environment.

Emergency Measures

- ▶ Move to a cool place.
- ▶ Remove excess clothes and cool the body.
- ▶ Replenish water and salt levels.

➡ **call to 119**

Prevention Measures

- ▶ Even when not thirsty, frequently replenish your body's hydration and salt levels.
- ▶ Wear a hat or use a parasol to avoid direct sunlight.
- ▶ Cool your neck with a wet towel or cooling product.



Typhoon / Flood

As the Meteorological Agency provides weather information for disaster prevention, including warnings, get information through websites, TV, radio, etc., and act appropriately.

1. Advisory

The Japan Meteorological Agency will make an announcement when there is a risk of natural disasters due to heavy rain or strong winds.

- ▶ Pay attention to evacuation procedures announced by local governments. In areas where rain/wind impact is expected, consider evacuating early if there are people who need support (handicapped or elderly people, infants, etc.).

2. Warning

An announcement will be made when there is a risk of a serious disaster, and warnings will be issued in relevant areas.

- ▶ Pay attention to evacuation information announced by your local government and swiftly evacuate accordingly.

3. Emergency Warning

Emergency Warnings will be announced when there is a high risk of a major disaster which may occur once every few decades, and which far exceeds the standard warning level.

- ▶ Take appropriate actions in order to ensure safety, such as immediately relocating to a safe area.



Illness / Injury

If you feel unwell, please seek medical attention. Depending on the time of use and severity of the emergency, the suitable medical facility may differ. If at a hotel or sightseeing attraction, consult the staff.

Multilingual reference for medical facilities:

https://www.jnto.go.jp/emergency/eng/mi_guide.html



***Call 119 in case of an emergency.**

Useful Apps and Services

Emergency Notification



Multilingual

Disaster Preparedness Tokyo App

Tokyo Metropolitan Government's official disaster prevention app is useful not only for everyday but also emergency occasions.

<https://www.bousai.metro.tokyo.lg.jp/1028747/index.html>



Multilingual

Tokyo Metropolitan Government Disaster Prevention Website

Tokyo Metropolitan Government's website disseminates the latest information in times of disaster as well as daily information related to disaster prevention. www.bousai.metro.tokyo.lg.jp/



(formerly Twitter)

English

JNTO (Japan Safe Travel) on X @JapanSafeTravel

JST is managed by Japan National Tourism Organization (JNTO), providing foreign visitors safety tips and latest information in case of natural disasters.



Tokyo Disaster Prevention X @tokyo_bousai

Managed by the Tokyo Metropolitan Government, this account provides information on disasters within Tokyo, such as earthquakes, storm and flood damage, disaster prevention measures, civil protection, and river flood control activities.



GO TOKYO X @GOTOKYOofficial

Managed by TCVB, it provides not only tourist information, but also posts useful information and tools in the case of an emergency such as earthquakes and typhoons.



English, Chinese, and Korean

Japan Visitor Hotline (24 hours a day)

Japan National Tourism Organization (JNTO) operates a visitor hotline 24 hours a day, 365 days a year. Please feel free to call for tourist information or assistance in case of accidents or emergencies. www.japan.travel/en/plan/hotline/

050-3816-2787



Multilingual

Safety tips

This disaster information app sends push-type notifications in times of emergency, regarding earthquake early warning, tsunami warning, weather warning, and evacuation information.



Multilingual

About Infectious Diseases

Please refer to this guide when feeling ill during your stay.



Up-to-date News



Multilingual

NHK WORLD-JAPAN

NHK WORLD-JAPAN is the international service of Japan's public media organization, NHK. It provides the latest information on Japan and Asia through television, radio and online to a global audience. nhk.jp/world



Multilingual

Travel Japan –The Official Japan Guide

A tourist website for foreign travelers by Japan National Tourism Organization (JNTO). www.japan.travel/en/



Useful Information



Multilingual

Tokyo Universal Design Navigator

Tokyo Universal Design Navigator is a portal site that brings together information on barrier-free and universal design facilities and transportation in Tokyo so that all people, whether the elderly, those with disabilities or families with children, can easily get the information they need when heading out. www.udnavi.tokyo/





When in trouble during your stay



If you have been involved in a traffic accident:

First, calm down and dial 110. Tell them precisely when and where the accident happened along with your name, phone number, and car license plate number.



Make an emergency call to **110**



If you have been robbed, involved in an incident, etc:

First, calm down and dial 110. Tell them precisely when and where the incident happened along with the situation of the damage, your name, phone number, etc.



Make an emergency call to **110**



If you have become sick, injured, etc:

If you have suddenly become sick or injured and require immediate assistance, call 119 right away.

Healthcare Information **p.78**



Make an emergency call to **119**



If you have become lost or have lost something:

The "KOBAN" sign indicates a police box. Police boxes are located in crowded places such as train stations and downtown areas. Police officers are ready 24 hours a day to provide assistance.

Lost and Found inquiry offices **p.78**



Go to a police box

How to make an emergency call to 110 / 119



/



-When calling from a public phone: pick up the receiver, press the red emergency button, and dial 110 or 119

Dial 110 on your phone

- When calling from a mobile phone, stay where you are and leave the power on.



Describe what happened and have them call an ambulance if someone has been injured.



Calmly describe when and where the accident has occurred.

Dial 119 on your phone

- When calling from a mobile phone, let them know that you are using a mobile phone.



Clearly state whether it is a fire or another emergency.



Give them information such as the address or names of nearby buildings, and describe the conditions of any injured or ill persons.

Digital Signage

Touch the display to search for useful travel information.
This is also a free Wi-Fi hotspot!

Information Provided

Here you can find information on sightseeing spots, events, places to stay, restaurants with multilingual menus, ATMs that accept international cards, coin lockers, etc.

Available Languages

Japanese, English, Chinese (Traditional and Simplified), Korean

In Times of Disaster*

The display will be automatically switched to NHK TV broadcasting or transmission of information regarding the disaster in multiple languages. *In principle, only in times of large-scale disasters with a lower 6-quake or above on the Japanese earthquake scale.



Please see the **i** mark on the map of each area for digital signage locations.

Useful Numbers & Services



Tokyo Tourist Information Centers

Tokyo Metropolitan Government ☎ **03-5321-3077**
 Haneda Airport ☎ **03-6428-0653**
 Keisei Ueno ☎ **03-3836-3471**

Busta Shinjuku (Shinjuku Expressway
 Bus Terminal, 3F) ☎ **03-6274-8192**
 Tama (ecute Tachikawa, 3F) ☎ **042-527-8611**

Tokyo Tourist Information Desks: tokyotouristinfo.com/en/

Japan National Tourism Organization (JNTO)

1st Floor Shin Tokyo Building (Tourist Information Center (TIC)) ☎ **03-3201-3331**
 3-3-1 Marunouchi, Chiyoda-ku, Tokyo 9:00–17:00 Closed on January 1 **MAP p.29 A2, p.31 C2**
WEB www.japan.travel/en/plan/tic/



Transportation

Flight Information

Haneda Airport ☎ **03-5757-8111**
 Narita Airport ☎ **0476-34-8000**
 Kansai Airport ☎ **072-455-2500**

Train Information

JR-EAST **WEB** www.jreast.co.jp/multi/en/index.html
 Tokyo Metro Information ☎ **0570-200-999**



Lost and Found inquiry offices

Tokyo Metro ☎ **0570-033-777**
 Toei Transportation (bus and subway) .. ☎ **03-3816-5711**
 Tokyo Metropolitan Police Department ☎ **0570-550-142**
 Haneda Airport ☎ **03-5757-8111**

Narita Airport* Terminal 1 ☎ **0476-32-2105**
 Terminal 2 ☎ **0476-34-5220**
 Terminal 3 ☎ **0476-34-4195**

*Before departure passport control / After Customs



Youth Hostels

Japan Youth Hostels, Inc ☎ **03-5738-0546** Tokyo Central Youth Hostel ☎ **03-3235-1107**



Healthcare Information

Tokyo Metropolitan Health and Medical Information Center (Himawari) ☎ **03-5285-8181**
 AMDA International Medical Information Center, Tokyo ☎ **03-6233-9266**
 Fire Station Telephone Service (Guidance for medical institutions) ☎ **03-3212-2323**



International Telephone

How to make international phone calls

Dial the access number, 010, area code, and phone number (numbers that start with "0" are generally dialed with the "0" excluded).

Access Numbers

SoftBank Telecom ☎ **0061**



Multilingual Services

Voice Tra

WEB voicetra.nict.go.jp/en/

iOS

Android



Microsoft Translator

WEB www.microsoft.com/en-us/translator/apps/features/

iOS

Android



Embassy

For embassy information: **WEB** www.mofa.go.jp/about/emb_cons/protocol/

HOW TO ENJOY TOKYO!

Learn good etiquette for the best time in Tokyo!

Knowing Japanese etiquette and customs is sure to make your trip to Tokyo more fun. "HOW TO ENJOY TOKYO!" gives overseas visitors easy-to-understand explanations of important etiquette and customs. All the information you need to enjoy a comfortable stay in the city.

Guidance on etiquette for 5 common situations let you live like a local.

- ①Transportation ②Accommodations / Hot Springs (Bathing Facilities)
- ③Restaurants ④Shopping ⑤Public Places

Japanese



English



Korean



Chinese (simplified)



Chinese (traditional)



From famous spots to hidden gems

Countless brochures about Tokyo tourism available now!



TOKYO
Brochures

<https://www.gotokyo.org/book/en/>



Supported
languages

English, Japanese, Simplified Chinese,
Traditional Chinese, Korean and Thai

How do we get there?

Let's try this service!
It's **free!**



Tokyo Tourist Information Center
Online Tourist Guide



Let us show you the best of Tokyo

GO→TOKYO

The Official Tokyo Travel Guide

Must-see Spots



All you need to know about the best spots and hot topics!

Transportation



Learn the smart ways to get around Tokyo in style!



NEW!

Tickets



Ticket info opens new chances to make the most of your trip!

What's On Now



Find out about seasonal events and what's on while you're here!

GO TOKYO :
<https://www.gotokyo.org/en>



Tickets :
<https://www.tickets.gotokyo.org/en>



@GOTOKYOofficial

Go Tokyo

TOKYO ZOOS & AQUARIUM

2

Inokashira Park Zoo



Walk for 10 minutes from Kichijoji Station and you can find this leafy facility rich in nature, which consists of two areas, including "Zoo Area" with a zoo and a sculpture museum, and "Aquatic Life Park" with the Aquatic Life House and an exhibition of water birds. You can see many Japanese animals in the park.

3

Ueno Zoological Gardens



Opened in 1882, it is Japan's oldest zoo. Despite being located in central Tokyo, this urban zoo successfully preserves natural habitats and scenery. You can see a variety of animals from around the world, including giant pandas, Western lowland gorillas, and shoebills.

1

Tama-dobutsukoen



1

Tama Zoological Park

Located 40 minutes by train from central Tokyo, this zoo is expansive and rich in nature, with animals living vibrantly. The park is divided into four areas: the Asian Zone, the Australian Zone, the African Zone, and Insectarium, each of which showcases the region-specific creatures and offers various exhibitions based on the characteristics of the animals from that region.



4

Tokyo Sea Life Park



Located inside Kasai Rinkai Park facing Tokyo Bay, this aquarium is themed around "creating opportunities for people to engage with the ocean". You can meet more than 500 kinds of various creatures from all over the world. The impressive sight of Pacific bluefin tuna swimming in the large donut-shaped tank is a must-see!

Discover the diverse attractions of all four facilities on Instagram!



For more details, please check out the descriptions of the respective facilities on page 65 and their websites.



動物取扱業者の名称：公益財団法人東京動物園協会
令和6年度版(令和6年9月30日時点)

恩賜上野動物園 東京都台東区上野公園9-83
動物取扱責任者：平野雄三
展示22東京都展第001465号
(令和4年5月24日～令和9年5月23日)

多摩動物公園 東京都日野市程久保7-1-1
動物取扱責任者：豊嶋省二
展示21東京都展第100646号
(平成19年3月15日～令和9年3月14日)

葛西臨海水族園 東京都江戸川区臨海町6-2-3
動物取扱責任者：吉本悠人
展示22東京都展第001489号
(令和4年5月29日～令和9年5月28日)

井の頭自然文化園 東京都武蔵野市御殿山1-17-6
動物取扱責任者：吉澤円
展示21東京都展第100592号
(令和5年5月17日～令和9年2月15日)

Experience & Discover at the Architecture Museum!



たてものの園ナビ

EDO-TOKYO OPEN AIR ARCHITECTURAL MUSEUM
MAP & GUIDE

Free

Map

Audio Guide

AR

Explore the Edo-Tokyo Open Air Architectural Museum with **maps** and **explanations**

Easily add **AR** fun with the web app



iOS & Android compatible
No installation required

**Just scan
the 2D code!**

Voice & English
guidance available



Where to next?



Check the special website for details!

<https://tatemonoen-navi.jp/en>



江戸東京たてもの園
EDO-TOKYO OPEN AIR ARCHITECTURAL MUSEUM



Hyper Edohaku

The Edo-Tokyo Museum App
Hyper Edohaku


Nihonbashi: Edo Work and Life

Explore Edo-Tokyo's life, culture,
and history from anywhere

Free



Part 3 is about money in the Edo period.
Feel the dynamism of Edo through the
"money making" system!



Part 1, Edo Ryogoku edition & Part 2, Meiji Ginza
edition also available!

Check the special website for details!

<https://hyper.edohaku.jp/en/>



Since its opening in 1958, this 333-meter-tall radio tower has been a beloved landmark of the city. From its two observation decks, the main deck at 150 meters high and the top deck at 250 meters high, you can enjoy a three-dimensional view of the capital, Tokyo.



TOKYO TOWER

Tokyo's landmark

<https://en.tokyotower.co.jp/>

Tokyo City

TOURIST & BUSINESS INFORMATION



Tokyo City i Tourist Information Center

Just 1min. Walk from Marunouchi South Exit of Tokyo Station



Tourist Information



Cafe

Multi-language

EN

中

한



Tourist Information



Arrangement
for accommodation
and transportation



Day-trip Tours



Free Wi-Fi



Postal Service



Cafe



Tokyo Subway Ticket
sales here




Website URL : <https://en.tokyocity-i.jp/>
Open Daily 9:00am-7:00pm/CAFE 7:00am-11:00pm
(Except Jan.1st and the last Sunday of June)


* Business hours are subject to change without prior notice.



Tokyo Chuo City's official website : <https://centraltokyo-tourism.com/en>
Open Daily 9:00am-9:00pm
(Except for closure of KYOBASHI EDOGRAND)



Exterior appearance



Interior appearance

Multi-language

EN

中



Tourist Information



Borrow a WiFi router



Free Wi-Fi



Souvenirs

You can experience Japanese culture!!
(Only inside the building)



Tokyo Subway Ticket
sales here



Tokyo Chuo City Tourist Information Center

Tokyo Chuo City Tourist Information Center

Direct connection to the exit No.8, Kyobashi Station on the Tokyo Metro Ginza Line
KYOBASHI EDOGRAND B1. 5min. walk from Yaeu South exit of Tokyo Station.



YouTube channel

Fun to travel in Tokyo!

TOKYO BAY Symphony Cruise

Tokyo Bay Cruising Restaurant

[Cruising Plan]

☀ Lunch 11:50~14:00 ☀ Sunset 16:20~18:20
☀ Afternoon 15:00~15:50 ☀ Dinner 19:00~21:30


Please check the website for details. ▶



Tokyo Bay Cruising Restaurant SYMPHONY

<https://www.symphony-cruise.co.jp>

都心と空のかけはし列車
東京モノレール
×
Little Twin Stars



Kiki & Lala monorail in service!
Check out original goods!



© 2024 SANRIO CO., LTD. APPROVAL NO. L654645

**Use Tokyo Monorail
for traveling between
Haneda Airport and
central Tokyo!**

★ Only 13 minutes or a bit more between
Haneda Airport and Hamamatsucho!
*Haneda Airport Terminal 3 → Hamamatsucho by Haneda Express

★ Various kinds of passes accepted,
including JAPAN RAIL PASS and
JR EAST PASS!



A mobile ticket for traveling between
Haneda Airport and Hamamatsucho
can be purchased with a credit card.



Convenient E-tickets for exploring Tokyo

Tokyo **Multi-value Travel Tickets**

<https://ars-tcvb.linktivity.io>



Convenient E-tickets for sightseeing

**Available for online purchase,
easy to exchange with the QR codes!**

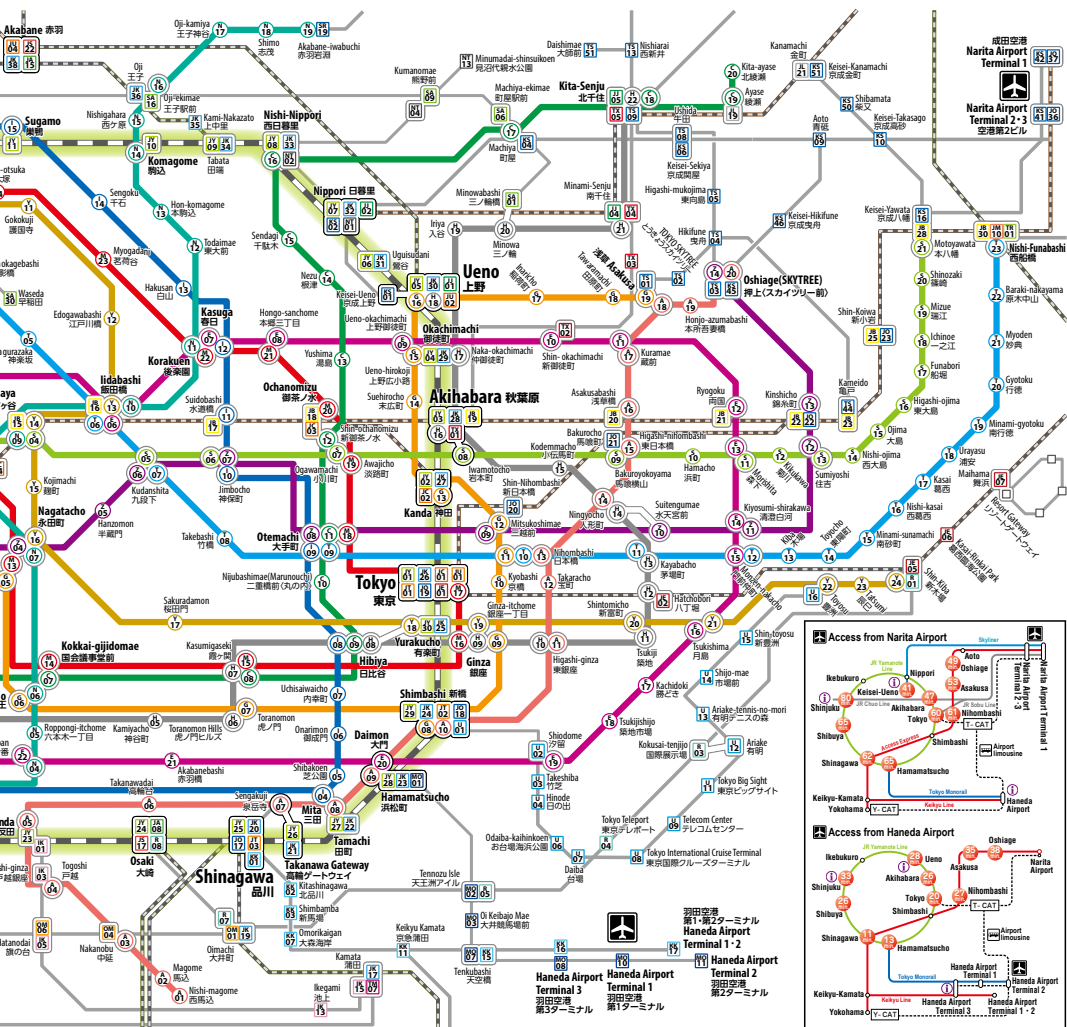
Multi-language support: English, Traditional Chinese, Simplified Chinese, Korean and Japanese

Exchange
for transportation tickets

Admission tickets
to attractions



■ Toei Subway www.kotsu.metro.tokyo.jp/eng/
■ Tokyo Metro www.tokyometro.jp/en/index.html



Tokyo Gourmet, enjoy by

EAT 東京
TOKYO RESTAURANT SEARCH ENGINE

Learn how to enjoy and
table manners
in Japanese cuisine!

Multilingual
support

Posting around
2,500 restaurants!
Their multilingual menus
are also available!



TOKYO
METROPOLITAN
GOVERNMENT



Find restaurants from here!

<https://www.menu-tokyo.jp/index.php?lang=en>



Meet Tokyo as never before.

**HELLO!
TOKYO
FRIENDS**



Make friends on
"Roblox"&
Take your special travel
with "AR"!

Official Website



PR base for Tokyo brands
#Tokyo Tokyo BASE



"Tokyo Omiyage
(Tokyo Souvenirs)"



Experience
Japanese Culture!



Disseminating
information
about Tokyo

#Tokyo Tokyo BASE


Haneda Airport Terminal 3, 4th floor, EDO MARKET PLACE
Operating Hours 8:00AM to 9:00PM
Open all year round

**#Tokyo
Tokyo
BASE**
TokyoTokyo

Tokyo Vegan & Vegetarian Restaurant Guide

Over **120**
restaurants in Tokyo!

Includes many restaurants
that vegans and vegetarians
can enjoy!




Check the Guidebook
*Available in English



TOKYO MUSLIM Travelers' Guide

Around **180**
restaurants and facilities
for Muslim visitors!

Muslim-friendly restaurants,
shops, mosques, and hotels
are here!



Tokyo Metropolitan Government

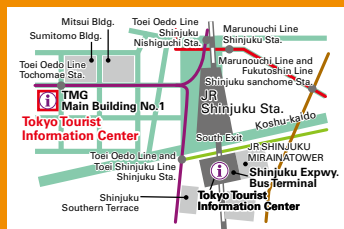
Main Building No.1, 1F

2-8-1 Nishi-shinjuku, Shinjuku-ku

☎03-5321-3077

🕒9:30-18:30

- ☑Year-end & New year season and inspection days of the T.M.G. Building.
- Internet Service available
- Free Wi-Fi available



Tokyo Tourist Information Centers



We provide sightseeing information, transportation tips, and can offer accommodation recommendations.

Need a map?
Feel free to drop by!

*Check beforehand as situations may change.

Busta Shinjuku

Shinjuku Expressway Bus Terminal, 3F

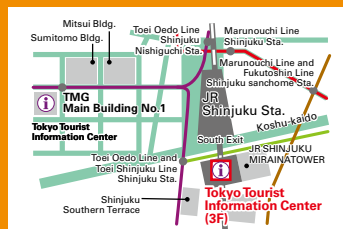
5-24-55 Sendagaya, Shibuya-ku

☎03-6274-8192

🕒6:30-23:00

☑Open 365 days

Internet Service available
Free Wi-Fi available



Haneda Airport

Terminal 3, 2F

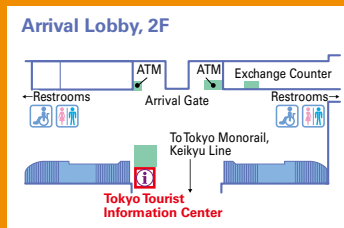
2-6-5 Hanedakuko, Ota-ku

☎03-6428-0653

🕒Open 24 hours

☑Open 365 days

Internet Service available
Free Airport Wi-Fi available



Keisei Ueno

In front of the ticket gate

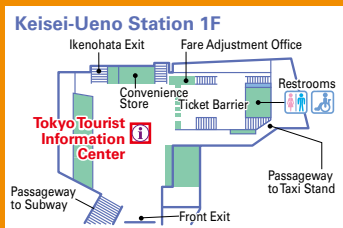
1-60 Uenokoen, Taito-ku

☎03-3836-3471

🕒8:00-18:30

☑Open 365 days

Internet Service available
Free Wi-Fi available



Tama

ecute Tachikawa, 3F

3-1-1 Shibasaki-cho, Tachikawa City

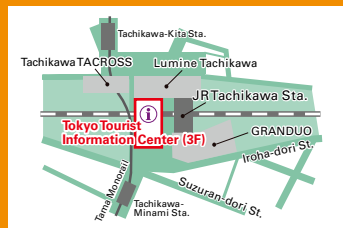
☎042-527-8611

🕒Monday-Saturday 10:00-21:00

Sundays and holidays 10:00-20:00

☑Open 365 days

Internet Service available
Free Wi-Fi available



Japanese Prefectural Tourism Promotion Corner

The corner offers tourist information about attractions in various locations of Japan.

Tokyo Metropolitan Government Main Building No.1, 1F 2-8-1 Nishi-shinjuku, Shinjuku-ku

☎03-5321-0566 🕒9:30-18:30 ☑Year-end & New year season and inspection days of the T.M.G. Building.

*Check beforehand as situations may change.

WEB "GO TOKYO" - The Official Tokyo Travel Guide

Filled with the latest information on sightseeing in Tokyo. Please be sure to visit our website.

www.gotokyo.org/en/



Tokyo Convention & Visitors Bureau
Shinjuku Monolith 15F, 2-3-1 Nishi-Shinjuku, Shinjuku-ku, Tokyo 163-0915
www.tcvb.or.jp/en/



リサイクル適性 (A)
この印刷物は、印刷物の紙へ
リサイクルできます。

2025/3