



WARNER BROS.  
STUDIO TOUR  
TOKYO

THE  
MAKING OF  
**Harry Potter**

SEE HOW FILMMAKERS  
BROUGHT THE MAGIC TO LIFE

TICKETS MUST BE BOOKED IN ADVANCE  
[www.wbstudiotour.jp/tickets/](http://www.wbstudiotour.jp/tickets/)




PLATFO

Climb aboard the H  
Platform 9 ¾ where Harri  
for the very

“THIS WAS A TRULY M  
FROM START

Marie, TripAdv





RM 9 <sup>3</sup>/<sub>4</sub>

ogwarts Express at  
y met Ron and Hermione  
y first time



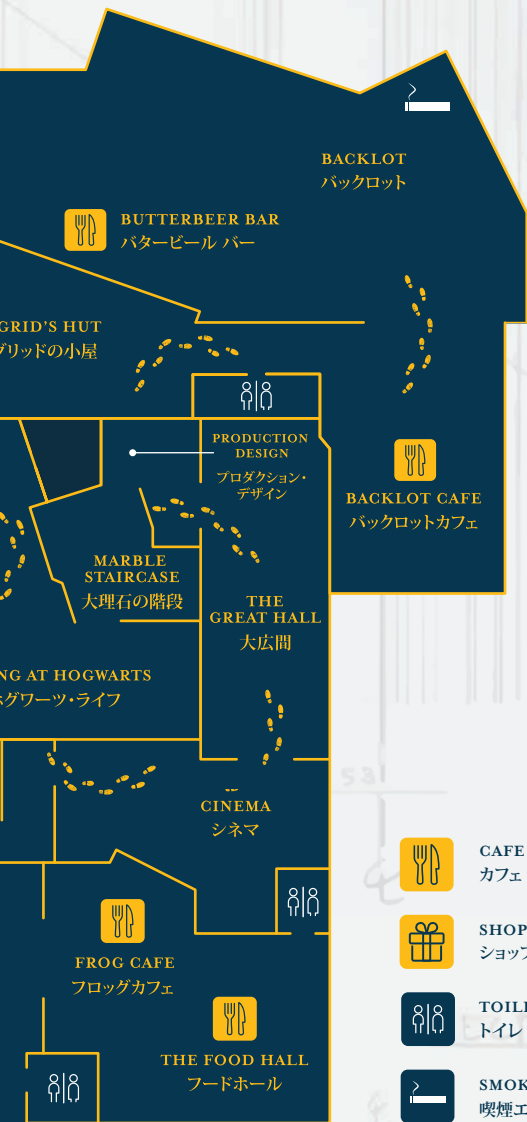
MAGICAL EXPERIENCE  
"TO FINISH!"

Advisor Reviewer

# WALK IN THE FOOTSTEPS EXPLORE THE WONDERS OF



# S OF HARRY POTTER AND OF THE WIZARDING WORLD



CAFE & RESTAURANTS  
カフェ & レストラン



SHOPS  
ショップ



TOILETS  
トイレ



SMOKING AREA  
喫煙エリア

EXIT  
出口

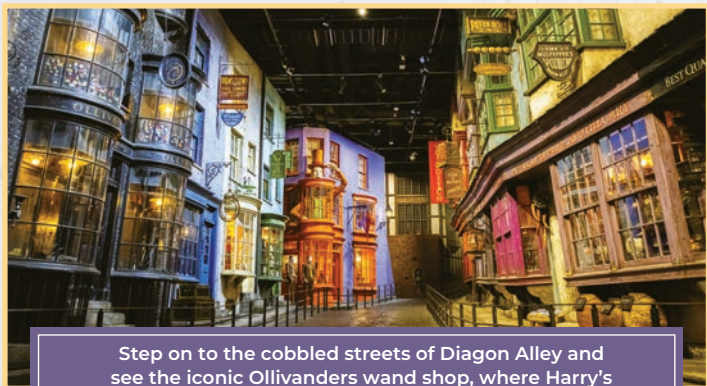


## DUMBLEDORE'S OFFICE



Step into Dumbledore's office - a quiet retreat and study for the sage Headmaster

## DIAGON ALLEY



Step on to the cobble streets of Diagon Alley and see the iconic Ollivanders wand shop, where Harry's wand chose him

## FORBIDDEN FOREST



Explore the Forbidden Forest and come face-to-face with majestic and mysterious creatures






## GREAT HALL



Step into The Great Hall - One of the most iconic locations within the vast Hogwarts castle is the Great Hall.

## HOGWARTS MODEL



Explore sets, props, costumes, creature effects and the art department including this model of the Hogwarts Castle

## CAFÉS



Stop by the Studio Tour's restaurants and cafés to enjoy magical meals and wizarding sweets.

## STAY UP-TO-DATE

Connect with us on social media to be the first to hear our latest news

 @wbstourtokyo #WBTourTokyo

## ADDITIONAL NEEDS

- Tickets must be booked in advance.
- Car Parking must be booked in advance.
- If you are booking carer tickets, have disabled assistance dogs, or use wheelchairs or mobility vehicles, please check the information on the official website before visiting the Studio Tour. [www.wbstudiotour.jp/en/](http://www.wbstudiotour.jp/en/)



## USEFUL INFORMATION

- Studio Tour Tokyo will take approximately 4 hours to half a day in duration.
- Before the tour, you can leave your luggage in the cloakroom (free of charge).
- Multilingual Digital Audio Guide and Souvenir Guide books are available. (Languages: Japanese and English, Mandarin is additionally available for Digital Audio Guide) As of March 2024.

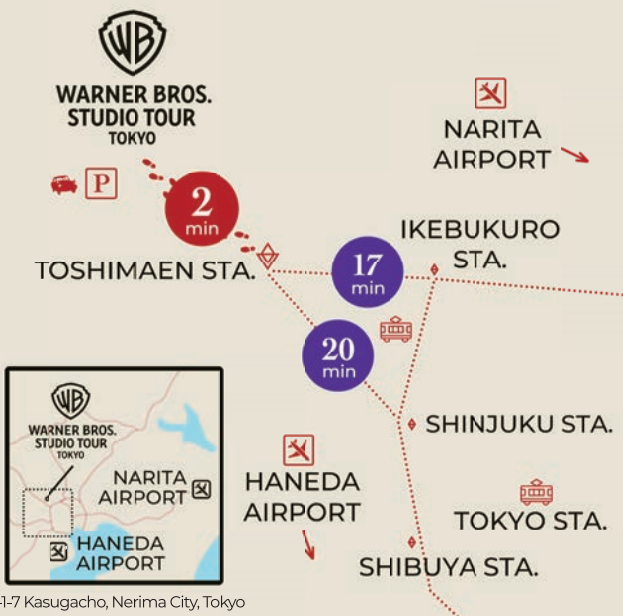
## GETTING HERE

### By Train

The Studio Tour's nearest railway station is Toshimaen and direct services arrive there from Ikebukuro on the Seibu-Ikebukuro Line (20 minute journey). The station is also accessible on Metro 'Toei Oedo line'.

### By Car

To travel by car, exit the Tokyo Gaikan Expressway at "Oizumi I.C." and onto Mejiro Street to the Studio Tour. Parking spaces are limited and must be booked in advance. To avoid congestion, we recommend arriving by train.



1-1-7 Kasugacho, Nerima City, Tokyo