

The Official Tokyo Tourism Guide

English / 英語

TOKYO

Travel Guide



Travelers from overseas can receive discounts when presenting this guidebook. The discounts are available at the facilities with the mark shown on the left. **Discount period : Valid until March 31, 2025**

TCVB Tokyo Convention & Visitors Bureau

TokyoTokyo Old meets New

Central Tokyo 東京都心図



Tokyo Broad Map 東京都全図

Total population : 14,094,034
Total area : 2,193.79km²



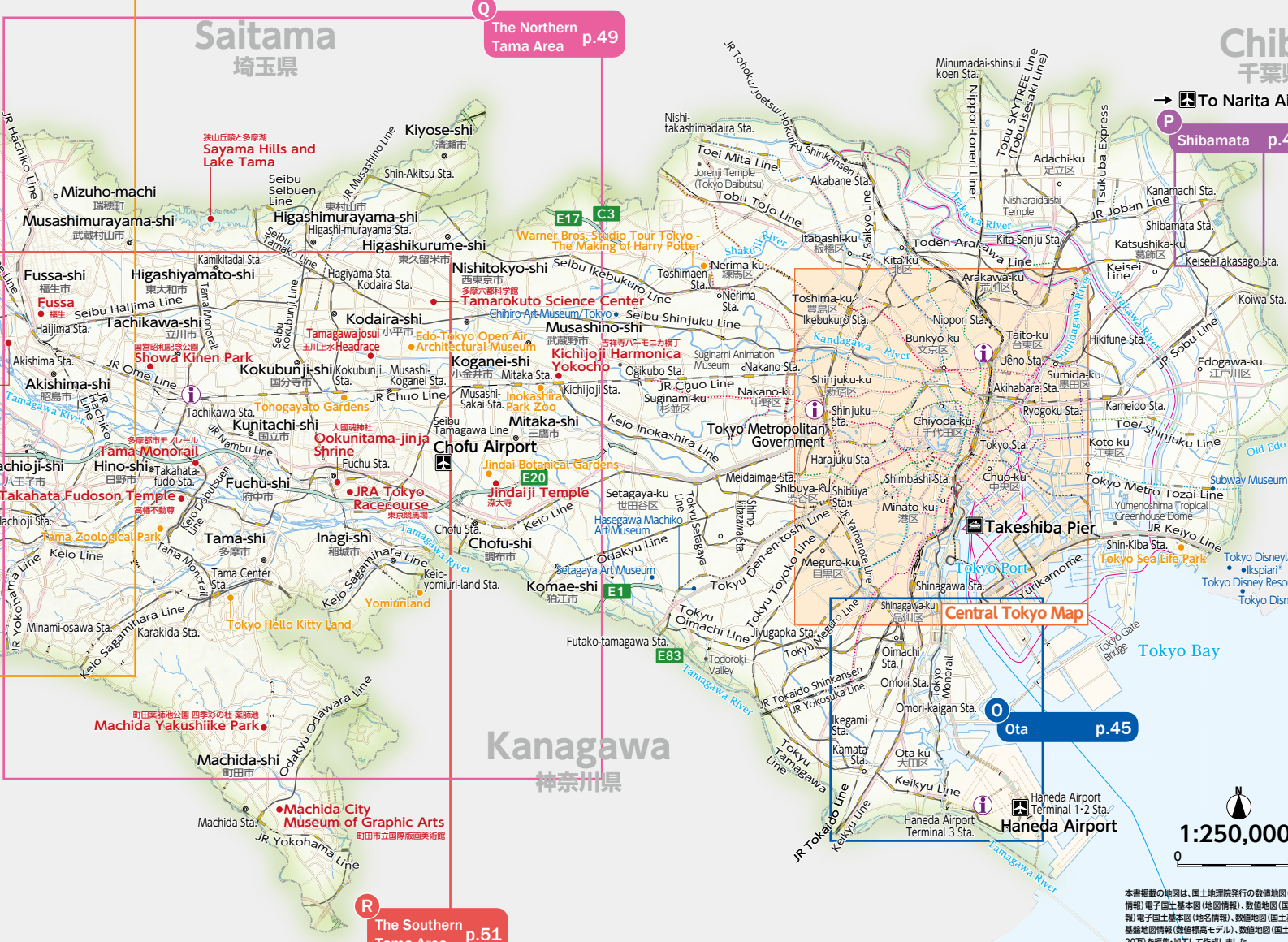
Ota p.45 Page in this Guide

- Tourist Spots Introduced on pp. 13-58
- Tourist Spots Introduced on pp. 61-69
- Other Points of Interest

E20 Expressway	National Road	JR Line	Water Buses	Airport
Metropolitan Expressway	Other Streets	Private Line and Other Railways	Boat Boarding Area	Municipal Office
Toll Road		Main Subway Lines		Ward & Village Office

Legend:

- Tourist Information Center/JNTO-Approved Foreign Tourist Information Center
- Digital Signage
- Accommodation
- Currency Exchange
- ATM (*ATMs accepting International credit cards and cash cards)
- Post Office (*International credit cards and cash cards can be used at Japan Post Yucho ATMs)
- Art Gallery/Museum
- Shopping
- Police Station/Koban
- Hospital
- Church
- Temple
- Shrine
- Embassy/Consulate/Representative Office, etc.
- Subway Exit with an Elevator
- Subway Exit with an Elevator (No Exit Number)
- Walking time 100m=328ft



Contents

Tokyo Broad Map p.1

Everyday, everybody, Tokyo! p.3

City & Suburbs All Around Tokyo Recommended Routes p.5

Access Information p.9

Sightseeing Spots in Nearby Prefectures p.59

Tourist Spots

Park/Garden p.61

Zoo/Botanical Garden p.63

Amusement park p.64

Museum p.65

Tokyo Volunteer Guides p.70

Free Wi-Fi Services p.71

General Information for Tourists p.72

Safety While Traveling p.73

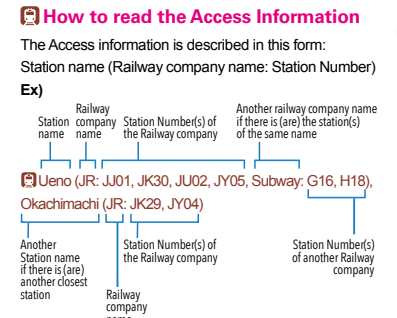
When in trouble during your stay p.75

Useful Numbers & Services p.76

Transportation Network p.81

A	Shinjuku	13
B	Shibuya Harajuku Omotesando	15
C	Asakusa	17
D	Sumida Ryugoku	21
E	Ueno	23
F	Akihabara Ochanomizu	25
G	Ginza	27
H	Marunouchi	29
I	Nihonbashi	31
J	Roppongi Akasaka	35
K	Ikebukuro	37
L	Odaiba Ariake Aomi	39
M	Shiodome Shiba Takeshiba	41
N	Shinagawa	43
O	Ota	45
P	Shibamata	47
Q	The Northern Tama Area	49
R	The Southern Tama Area	51
S	The Western Tama Area	53
T	Tokyo Islands	55
	Nearby Prefectures	59
	Park/Garden	61
	Zoo/Botanical Garden	63
	Amusement park	64
	Museum	65

***All information is as of July 2023 unless otherwise stated. Please note that information on the facilities is subject to change without notice.**



Discount period:
Valid until March 31, 2025

Discounts in this guidebook cannot be combined with other discount services.

Everyday, everybody,

From kids to grownups, whether alone or with friends.... in Tokyo, there are places just right for you to spend the day in your own way, no matter who you may be.



Tokyo!



p.40

Odaiba

Whether for marine sports, shopping, or to see the night view, a wide range of amusements await. The scene of the Rainbow Bridge against a backdrop of the city skyline across the bay is breathtaking.



p.24-2

Ueno Park

A park world-renowned for cherry blossoms. With a zoo, art galleries, and museums, people of all ages can enjoy themselves here.



p.22-1

TOKYO SKYTREE TOWN

Other than TOKYO SKYTREE, attractions abound at this complex with shops that bring us closer to traditional culture, and a facility that brings children closer to SDGs in fun ways.



p.28-2

GINZA KABUKIZA

In addition to watching Kabuki performances, you can also enjoy Kabukiza Gallery, which introduces the charms of Kabuki for people to learn more about it, a rooftop garden, and souvenir shops on the second basement floor.



Tokyo Character Street

The roughly 30 shops lining the street showcase goods inspired by character-superstars from around the world. Directly connected to Tokyo Station, it's easy to stop by.



Edo-Tokyo Open Air Architectural Museum

Enjoy a sense of time travel at this museum which relocates, rebuilds and preserves architectural structures of great historical significance. Also accessible for baby strollers and wheelchairs.



Tokyo Tower

For more than 60 years Tokyo Tower has fascinated people from around the world. In the past few years, e-sports arcades and other new multi-sensory attractions have jumped onto the scene.



HANEDA INNOVATION CITY

On top of shopping and dining, this is also a place for research and development of advanced technology. Drop by the robot-run restaurant, or the footbath with a view of airplanes taking off and landing!



SHIBUYA SKY

From the 229-meter rooftop observation space of this large-scale complex facility in the heart of Shibuya, the sweeping views encompass the whole city. Also wheelchair accessible.



Jindai Botanical Gardens

Along with one of the largest Rose Gardens in Tokyo, this vast botanical garden is home to seasonal blossoms to enjoy in all seasons. See roughly 1,300 types of plants in the Large Greenhouse.

City

&

Suburbs

All Around Tokyo

Recommended Routes

City Center

A 1-day, everything-in-1 tour of Tokyo's top spots

Full-day

Asakusa (Subway, Tobu, TX)

 5 min.

1

Sensoji Temple, Asakusa Nakamise Shopping Street

(p.18-1, 2)

 10 min.

2

Kappabashi Dougai Street

(p.18-4)

 5 min.

Tawaramachi (Subway)

 3 min.

Ueno (Subway)

 5 min.

3

Ueno Park

(p.24-2)

 5 min.

Yushima (Subway)

 19 min.

Meiji-jingumae (Harajuku) (Subway)

 1 min.

4

Meiji Jingu Shrine

(p.16-7)

 1 min

Harajuku (JR)

 2 min.

Shibuya (JR)

 0 min.

5

SHIBUYA SCRAMBLE SQUARE

(p.16-3)

 3 min.

MIYASHITA PARK

(p.16-4)




©Sensoji Temple



④ A shrine deep inside a sacred forest in the heart of the city. In the summer of 2022, for the first time in a century since first opening, the torii gate at the south entrance (near Harajuku Station) was replaced with cedar grown in Japan. ⑤ A large-scale complex rising 47 stories high. Take the ultimate selfie from the viewing deck SHIBUYA SKY, against the backdrop of a sweeping panorama of Tokyo. Daytime scenery is brilliant, but the sunset and night view will take your breath away.

⑥ Shops, a hotel, and a park are woven together in this complex. On the 1st floor, local cuisine from all over Japan comes together in 19 eateries along "Shibuya Yokocho" (Shibuya Alley). Finish the day with zest!


Bonus!

Be sure to explore the stylish streets of Omotesando lined with brand shops and cafes between Meiji Jingu Shrine and SHIBUYA SCRAMBLE SQUARE!

	Tokyo (JR, Subway) 3 min.
1	1 1 Tokyo Ramen Street (p.30-2-a)
2	2 11 min. by bus
3	3 3 COREDO Muromachi/Muromachi Terrace (p.32-2)
4	4 15 min.
5	5 5 Tokyo Midtown Yaesu (p.32-7)
	10 min.
	KITTE
6	6 3 min.
	Tokyo (JR, Subway)



① This area is full of famous ramen restaurants in Tokyo, attracting ramen lovers. The first thing to do on this route is to enjoy ramen! ② Get on "Metrolink Nihonbashi," a free shuttle bus (p.11), at the Yaesu Exit of Tokyo Station. It is not only free but also very convenient and useful for sightseeing in this area.

③ Consisting of several buildings connected to each other, this complex facility has various types of tenants, such as shops and restaurants, where you can experience Edo culture. There is also a Fukutoku Shrine on the premises. After shopping, take a break at a nice café. ④ A large, 45-storey complex opened since March 2023. From fashion to sophisticated cuisine, a range of ways to enjoy the day await. ⑤ Head to the free rooftop garden on the 6th floor for a stellar view of the red brick Tokyo Station building and the surrounding city lights at night.

**Bonus!**

You can enjoy the route from ① to ③ without getting wet on rainy days, by taking a bus and/or walking through an underground mall!

	Shinjuku (Keio) 50 min.
	Takaosanguchi (Keio) 5 min.
1	1 1 Mt. Takao (p.52-1)
	5 min.
	Takaosanguchi (Keio) 30 min.
	Chofu (Keio) 15 min.
2	2 2 Jindaiji Temple (p.50-1)
	30 min.
3	3 3 Inokashira Park Zoo (p.63)
	10 min.
	15 min.
	Shinjuku (JR)

① Just 1 hour from Shinjuku Station. The wide choice of hiking paths is popular even with novice mountain climbers. Fall foliage season brings a lively crowd. You can hike as well as take a cable car up. Pass through the exhilarating 1km route surrounded by trees. From the observatory, Mt. Fuji is visible on clear days.



Mt. Takao's specialty soba noodles are perfect for lunch!

Rent a share-cycle near the station!

Bonus!

A day-use onsen hot-spring facility is at Takaosanguchi Sta. If you get tired, try sweating it out in the onsen.



② Said to have been built in 733, Jindaiji Temple is known as the second oldest in Tokyo Prefecture. Be sure to take a break with Japanese sweets at one of the teahouses in front of the temple gate.

③ A historic zoo in Inokashira Park. Fauna of Japan, such as Japanese squirrels, and the Aquatic Life House, where work is being done to aid the breeding and conservation of Japan's freshwater fish and amphibians, are popular. The sculpture garden, where approximately 200 works by Seibo Kitamura are exhibited, is another highlight.

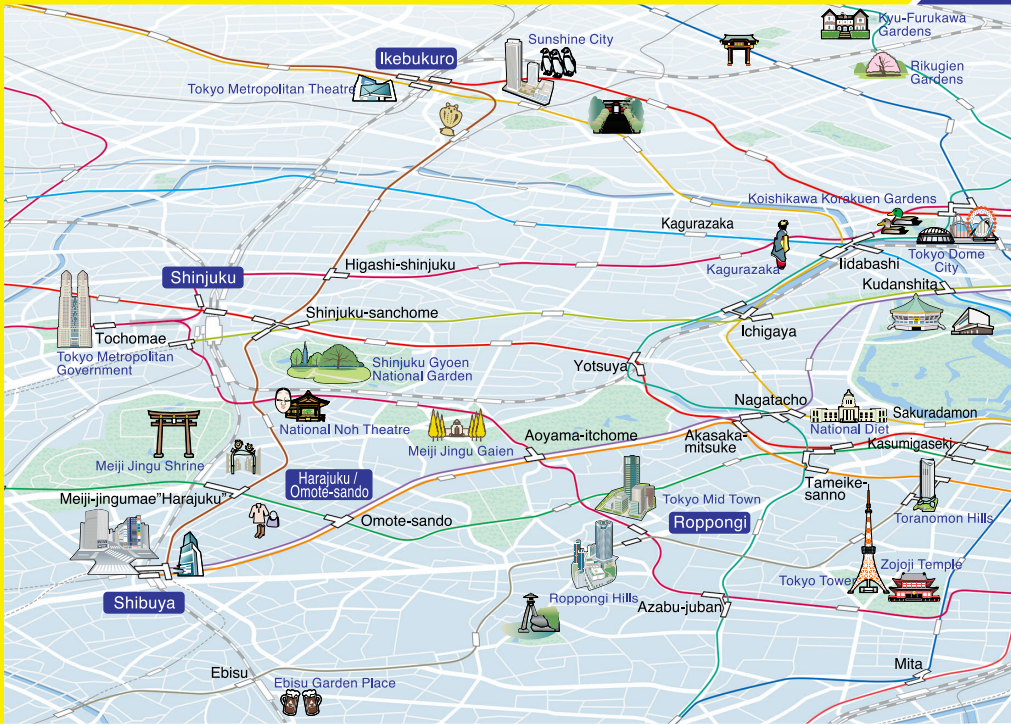
Bonus!

If you rent a bicycle near Chofu Station, it takes about 15 minutes to reach Jindaiji Temple. Keep a lookout for interesting shops along the way!



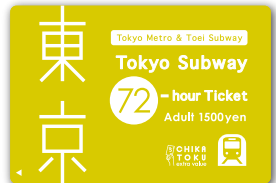
Tokyo Subway Ticket

for Tokyo Metro & Toei Subway



You can ride trains on the nine Tokyo Metro lines and four Toei Subway lines.

	24-hour Ticket	48-hour Ticket	72-hour Ticket
Price ()...for child	¥800 (¥400)	¥1,200 (¥600)	¥1,500 (¥750)
Valid Period	24 hours after first use	48 hours after first use	72 hours after first use



Where to Purchase

Tokyo Metro Passenger Information Desks (at Ueno, Ginza, Shinjuku, Omote-sando, Tokyo and Ikebukuro stations)

Toei Subway Tourist Information Center (at Ueno-okachimachi station)

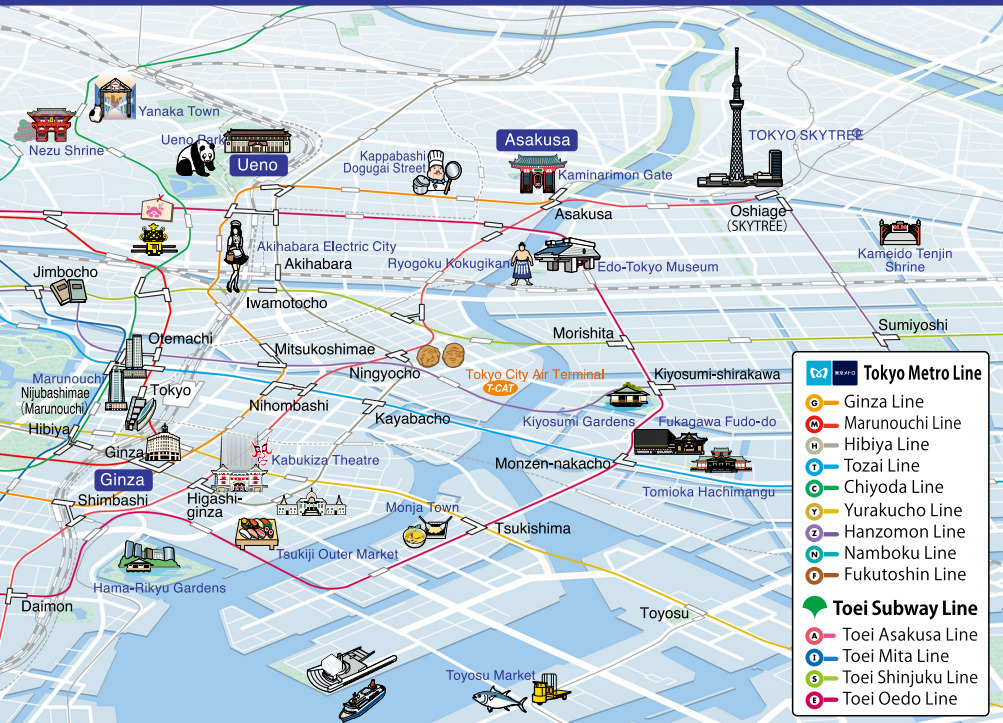
Airports Haneda International Airport , Narita International Airport

Hotels Some hotels in the metropolitan area (limited to hotel guests)

Other places Major BicCamera and Laox stores throughout Tokyo, some H.I.S. "Tourist Information Centers", and more.

For details, check: www.tokyometro.jp/en/ticket/value/travel *We shall confirm with passports that the visitors are foreign tourists.

✓ Can be used for both Toei Subway and Tokyo Metro Subway lines.



CHIKA TOKU Extra Value

CHIKA TOKU is an extra-value service providing perks when you present an eligible ticket at museums, art galleries, and restaurants. The benefits vary and include discounts on admission to art galleries and museums, as well as free drinks at restaurants.

- Discount
- Present
- Grade Up



extra value **CHIKA TOKU**

- Gourmet
- Shopping
- Beauty
- Entertainment/Service
- Museum
- Garden/Park

Where to Use It and What You Get

You can get perks at various places in Tokyo like art galleries, museums, and other tourist spots, as well as restaurants, shops, and more. To receive these benefits, please present an eligible ticket **when you enter the facility**. Tickets can only receive perks within the period of validity remaining after the start of use.

Check here for details on participating facilities and services! <https://chikatoku.enjoytokyo.jp/en/>



Economical Tickets

●:JR ●:Tokyo Metro ●:Toei Metro ●:Toei Bus ●:Toei Tram ●:Other

Tickets

Tokyo 1-Day Ticket (Tokyo Furii Kippu)

●*1 ●●●●●●●●●● (Nippori-toneri Liner)

■ Adult ¥1,600 ■ Child ¥800 ■ Valid Period: One day

Available at JR EAST station's Reserved Seat Ticket Machines within the designated zone (Tokyo's 23 cities). Also available at Tokyo Metro stations, Toei Subway stations, and Nippori-toneri Liner stations. Purchasing by Suica and Mobile Suica is also possible. *1: JR East trains within Tokyo's 23 cities



Common One-day Ticket for Tokyo Metro & Toei Subway

●●

■ Adult ¥900 ■ Child ¥450

Available at ticket machines at Toei/Tokyo Metro subway stations. Purchase on the day of use.



Tokyo Subway Ticket

●●

■ 24hours: Adult ¥800, Child ¥400 ■ 48hours: Adult ¥1,200, Child ¥600 ■ 72hours: Adult ¥1,500, Child ¥750

Available at the counters at Haneda Airport and Narita Airport, etc.

■ TOKYO STARTER KIT (72hours with Tokyo Subway Ticket, Toei Bus One-day Pass, and travel insurance, etc): Adult ¥3,000, Child ¥2,000

Available at the counters at Tourist Information Center of Ueno-okachimachi Station and Station Master's Office of Tochoamae Station, etc.



Tokyo Metro 24 hour Ticket

●

■ Adult ¥600 ■ Child ¥300

Advance tickets are available at the commutation ticket counters of Tokyo Metro stations (w/ some exceptions), and on-the-day tickets at ticket machines of Tokyo Metro stations (w/ some exceptions).



Toei One-day Pass (Toei Marugoto Kippu)

●●●●●●●●●● (Nippori-toneri Liner)

■ Adult ¥700 ■ Child ¥350 ■ Valid Period: One day

Same-day/Advance tickets: at offices of some Toei Subway stations and Toei bus offices, Sano Inbo (stamp shop in front of Machiya Sta.). Same-day tickets only: at automatic ticket vending machines in all Toei Subway stations and Nippori-toneri Liner stations, and on Toei buses/trams.



Tokyo Metropolitan District Pass (Tokunai Pass)

●

■ Adult ¥760 ■ Child ¥380 ■ Valid Period: One day

Available at Reserved Seat Ticket Machines at most major JR EAST stations within the designated zone (Tokyo's 23 cities), and major travel agencies. Purchasing by Suica and Mobile Suica is also possible.



Toei Bus One-day Pass

●*2

■ Adult ¥500 ■ Child ¥250

Advance tickets are sold at the Toei bus office and branch offices, and the Toei bus Commuter Ticket Sales Office. In addition to the sales places of advance tickets, same-day tickets are sold in the Toei bus in car (purchasing by PASMO and Suica is also possible in car). *2: Only in Tokyo's 23 cities



Toden One-day Pass

●

■ Adult ¥400 ■ Child ¥200

Same day/Advance tickets: at Arakawa Street Car Depot, Toden commuter pass sales offices, Minowabashi Omoidekan (Toei Information Booth), Sano Inbo (stamp shop in front of Machiya Sta.), Tokyo Sakura Tram (Toden Arakawa Line). Same-day tickets only: on Tokyo Sakura Tram car (onboard, tickets may be bought through PASMO or Suica).



Yurikamome One-Day Pass

● (Yurikamome)

■ Adult ¥820 ■ Child ¥410

Available at ticket machines of Yurikamome stations on the day of use. Advance tickets can be purchased at the station master's offices of Shimbashi and Toyosu stations.



Rinkai Line 1 day ticket

● (Rinkai Line)

■ Adult ¥730 ■ Child ¥370

Available at the counter and some automatic ticket machines at each station on the Rinkai Line (available only at automatic ticket machines at Osaki Station).




PASMO, Suica

After buying a new card with an advanced payment, enter through the ticket gate by touching the automatic ticket reader with the IC card, and the fare will be deducted automatically.

The card can also be used as electronic money for shopping at registered shops.

*IC fares may be higher or lower (or in some cases the same) than ticket fares, depending on the section you board.

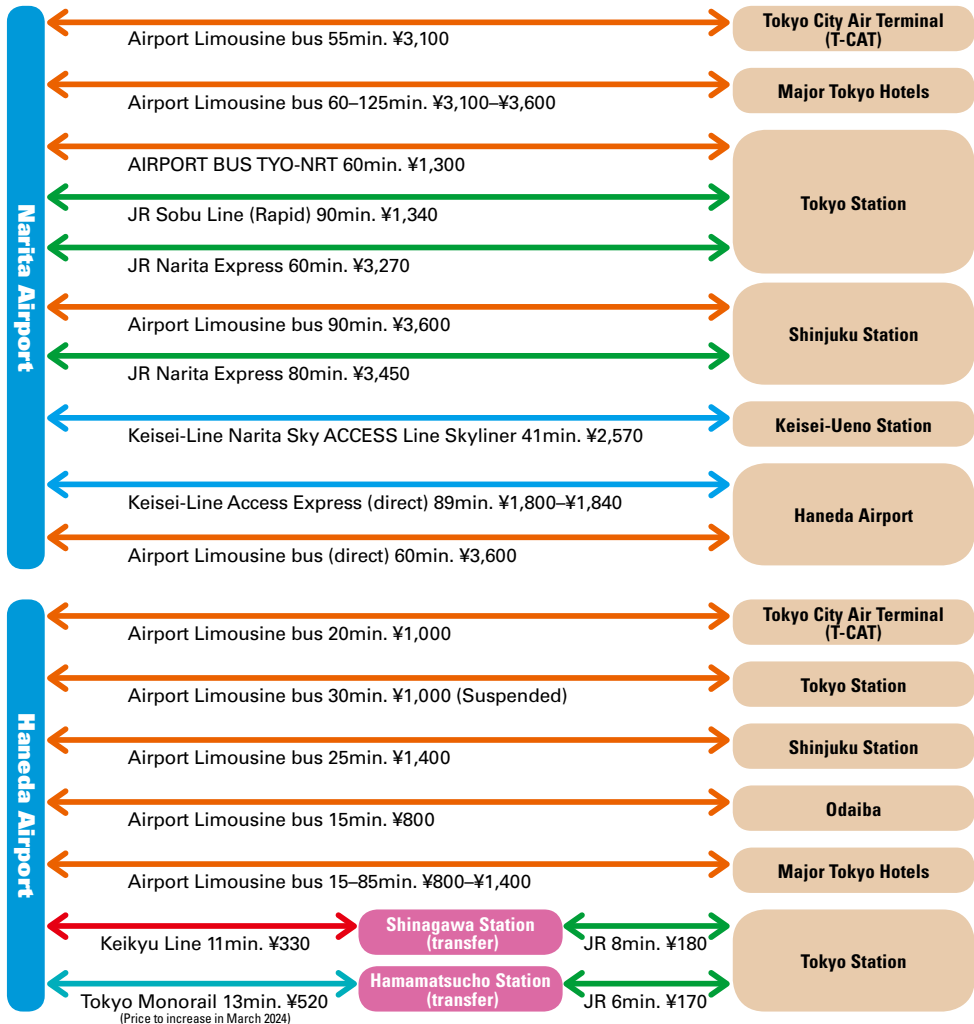


Provided by JR EAST

Transportation Between Airports and the Main Locations in Tokyo

■ Times and Fares from Airports to Various Locations in Tokyo

*One-way fares when purchasing tickets. The indicated time is the estimated shortest time. The fare varies according to the route.
The fare of JR Narita Express varies depending on the season.



■ Discount tickets for public transportation from the airport to the inner city

Narita Airport

● Limousine & Subway Pass (Narita Route)

■ Fare: Tokyo Subway 24-hour Ticket + one way Limousine Bus ticket
Adult ¥4,000, Child ¥2,000

A pass that includes a Tokyo Subway 24-hour Ticket and a one-way Limousine Bus ticket between Narita Airport and various locations in the city. (*)

● N'EX TOKYO Round Trip Ticket

■ Fare: **Adult ¥5,000, Child ¥2,500**

A round-trip ticket of Narita Express (N'EX) of JR East between Narita Airport and stations in the Tokyo metropolitan area.

Haneda Airport

● Limousine & Subway Pass (Haneda Route)

■ Fare: Tokyo Subway 24-hour Ticket + one way Limousine Bus ticket
Adult ¥1,800, Child ¥900

A pass that includes a Tokyo Subway 24-hour Ticket and a one-way Limousine Bus ticket between Haneda Airport and various locations in the city. (*)

*Pass types vary depending on the purchasing place.

Bus Information

Toei Bus

A bus that operates mainly in the central Tokyo area and lets you visit various locations by making connections with the different lines.



■ **Fare (general): Adult ¥210 (IC card ¥210), Child ¥110 (IC card ¥105)**

*Fares in the Tama area are according to distance by kilometers. (Starting fare: Adult ¥180 (IC card ¥178), Child ¥90 (IC card ¥89))

HATO BUS

Offering bus tours of Tokyo sightseeing spots such as Tokyo Tower and Asakusa. The GPS Multilingual Guide System is available for some tours.



■ **Fare and Hours: It depends on tour.**

WEB www.hatobus.com/v01/en

SKY BUS TOKYO / SKY HOP BUS

"SKY BUS TOKYO" is a service that efficiently takes you through major sightseeing spots in Tokyo on an open-top bus. Passengers can enjoy several routes filled with variety that last for approximately one hour each. The "SKY HOP BUS" that can be freely boarded and disembarked with a 1-day pass is also popular.



■ **Fare:**

Please refer to the official website

■ **Hours:**

Marunouchi Mitsubishi Building ticket counter, 9:00–18:00

*Please check the official website for the operation dates of the SKY HOP BUS.

📞 03-3215-0008 (9:30–18:00)

WEB www.skybus.jp/ / www.skyhopbus.com/

SKYTREE Shuttle®

Non-stop operations from TOKYO SKYTREE TOWN to various areas including Haneda Airport and Tokyo Disney Resort®. There is also a sightseeing shuttle bus connecting to the Ueno/Asakusa area.



Vehicle on Ueno–Asakusa Line

■ **Fare:**

Ueno–Asakusa Line: Adult ¥230, Child ¥120

Haneda Airport Line: Adult ¥1,000, Child ¥500

Tokyo Disney Resort Line: Adult ¥800, Child ¥400

*The above fares may differ depending on the course.

WEB www.tobu-bus.com/pc/skytree_shuttle/

Free Shuttle Bus

A shuttle bus that anybody can use free of charge. It runs between 3 major spots every 10–25 minutes. Useful for touring or shopping.



"Marunouchi Shuttle" –the fare-free circuit bus that connects the Otemachi, Marunouchi, and Yarakuchō areas

■ **Hours:** [Weekdays] 8:00–20:00 [Saturdays, Sundays, holidays] 10:00–20:00

■ **Frequency:** 12–18 min.

(Excluding some time periods. *Not running on January 1. *8:00–10:00 on weekdays: Otemachi Route)



"Metrolink Nihonbashi" –the fare-free circuit bus that connects the historic Yaesu, Kyobashi, and Nihonbashi areas

■ **Hours:** 10:00–20:00 (not running on January 1)

■ **Frequency:** About 10–15 min.



"Metrolink Nihonbashi E Line" –the fare-free circuit bus that connects the Yaesu, Hamacho, Ningyocho and Kabutocho areas

■ **Hours:** [Weekdays] 8:00–18:00 [Saturdays, Sundays, holidays] 10:00–20:00 (not running on January 1)

■ **Frequency:** About 22–25 min.



*Frequency may vary depending on traffic conditions and other factors.

Waterways Information

There are places of scenic and historical interest as well as amusement spots along the Sumidagawa River and bay area. Waterway traffic will add enjoyment to your sightseeing.

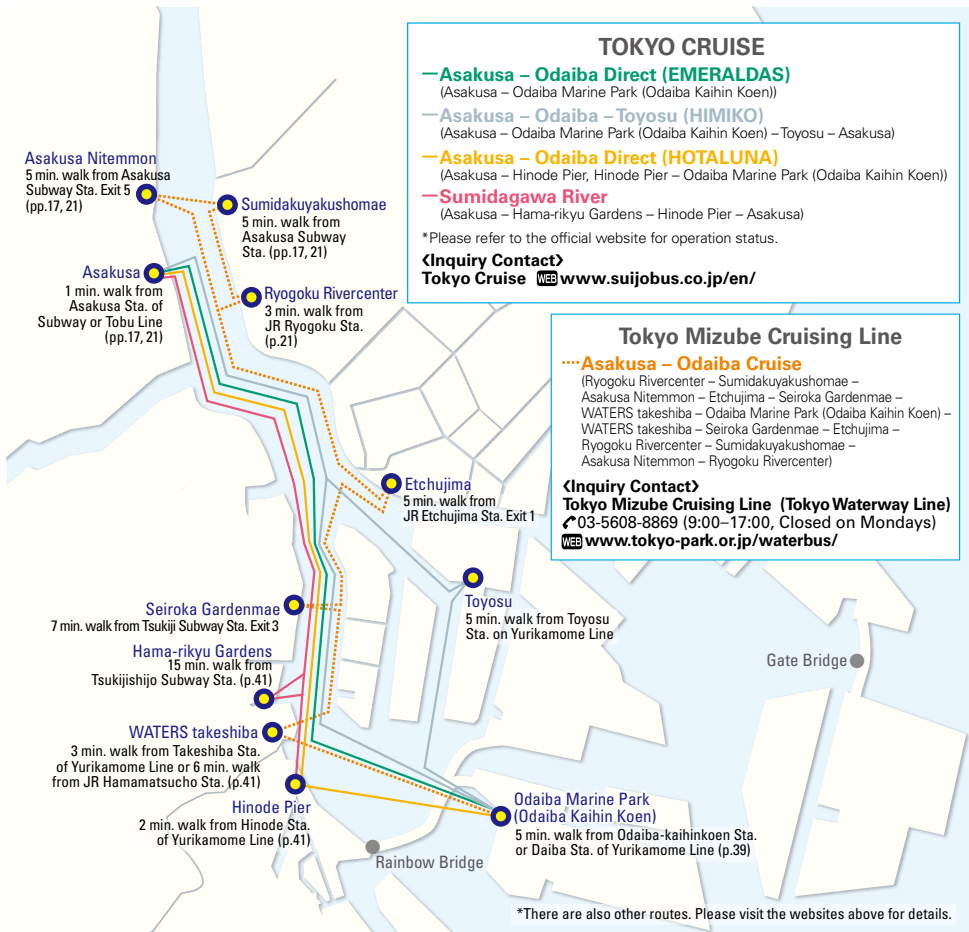


HOTALUNA



COSMOS

Main Voyage Routes of Water Buses



Japan's greatest entertainment district where tall buildings are lined up next to each other along with plenty of new hot spots.

Shinjuku

新宿

Tokyo Sta. 15min. Shinjuku Sta.

JR Chuo Line 15min. Shinjuku Sta.

Tokyo Sta. 19min. Shinjuku Sta.

Tokyo Metro Marunouchi Line 19min. Shinjuku Sta.



Tokyo Metro
 Toei Subway
 Tourist Spots (pp.13-58)
 Tourist Spots (pp.61-69)
 Accommodation
 Shopping
 Art Gallery / Museum
 Subway Exit with an Elevator
 Subway Exit with an Elevator (No Exit Number)



Shinjuku Sta. Station Numbers


11	18	05	20
17	01	07	

1 Tokyo Metropolitan Government Building

東京都庁

MAP P13C1

☎03-5321-1111



One of Tokyo's landmarks, with an observatory on the 45th floor. The Tokyo Tourist Information Center is on the 1st floor of the Main Bldg. No.1. This building is also now a canvas for projection mapping shows. Please search "Tokyo Night & Light" for more details.

Tochomae (Subway: E28) Saturdays, Sundays, national holidays, New Year holidays, and inspection days of the T.M.G. Building.

Tokyo Metropolitan Government Building Observation Decks
☎03-5320-7890 (Courtesy phone for the observatory: 9:00-17:00 on weekdays)

South Observatory: 9:30-22:00 (Last admission 30 min. before closing)
North Observatory is currently closed.

New Year holidays except for January 1, and inspection days of the T.M.G. Building; the 1st and 3rd Tuesdays for South Observatory (opens if it falls on a national holiday, and will close on the following day)

Free of charge

Use the special observatory elevator from the 1st floor of the Main Bldg. No.1. *Please refer to our website or "X (formerly Twitter)" for further information.

Tokyo Tourist Information Center

☎03-5321-3077 9:30-18:30

New Year holidays and inspection days of the T.M.G. Building.

4 Hanazono-jinja Shrine

花園神社

MAP P13B3

☎03-3209-5265

Tucked away between skyscrapers sits a shrine that dates back to the mid-17th century. Famed for its annual Tori-no-ichi market in November, hundreds of thousands of people gather to buy kazarikumade (decorative rakes), food, and other wares. There are also stalls selling food. The kumade are believed to help in "raking in" wealth and good fortune.

Shinjuku-sanchome (Subway: F13, M09, S02)



6 TOKYU KABUKICHO TOWER

東急歌舞伎町タワー

MAP P13B2



A complex in a 225 meter-tall skyscraper rising from 5 basement levels to 48 stories aboveground topped with a penthouse floor, all holding a hotel and movie theaters, stage theaters, live performance venues and many other amusements. The concept is "be the best at what you love".

Seibu-shinjuku (Seibu: SS01)

Varies according to the store



2 Kabukicho

歌舞伎町

MAP P13B3



Known as "the town that never sleeps", it is one of the liveliest entertainment districts in Shinjuku.

Seibu-shinjuku (Seibu: SS01), Shinjuku (JR: JA11, JB10, JC05, JS20, JY17, Keio: KO01, Odakyu: OH01) Varies according to the facility/store



3 Shinjuku Golden-Gai

新宿ゴールデン街

MAP P13B3



An entertainment district formed during the chaotic postwar period. There are three hundred various eating and drinking establishments within its alleysways, from old shops reminiscent of the 1950's to new ones opened by young owners with exciting new concepts.

Seibu-shinjuku (Seibu: SS01), Shinjuku (JR: JA11, JB10, JC05, JS20, JY17, Keio: KO01, Odakyu: OH01), Shinjuku-sanchome (Subway: F13, M09, S02)

Varies according to the store



5 Shinjuku Expressway Bus Terminal

バスタ新宿

MAP P13C2



The nation's largest expressway bus terminal connecting Shinjuku to the rest of Japan. The 4th floor lounge has many conveniences for passengers such as an information counter with service in English and Chinese (not always available), a ticket sales counter, coin lockers, a convenience store, and a souvenir shop. The Tokyo Tourist Information Center on the 3rd floor and the sophisticated retail plaza "NEWoMan" adjacent, makes it an ideal location for shopping and gathering information before departure or after arrival. Shinjuku (JR: JA11, JB10, JC05, JS20, JY17, Subway: E27, M08, S01, Keio: KO01, Odakyu: OH01) Please refer to the official website



Enjoy Shopping in Shinjuku

The Electronics Area and Department Store
Basement Food Floors of Shinjuku

MAP P13B2, C2/3

Shinjuku Station is surrounded by huge electronics stores such as BicCamera, and Yodobashi Camera, which offer plenty of equipment such as PCs and electrical home appliances. This area is also lined with huge department stores. Among some of the most popular spots are department store basement food floors, which offer various food items, Japanese and Western sweets, prepared dishes, boxed lunches, and more. Shinjuku (JR: JA11, JB10, JC05, JS20, JY17, Subway: E27, M08, S01, Keio: KO01, Odakyu: OH01), Shinjuku-nishiguchi (Subway: E01)



Shinjuku

13

Shibuya

Harajuku

Omotesando 15

Asakusa

17

Sumida

Ryogoku

21

Ueno

23

Akihabara

Ochanomizu

25

GINZA

27

Marunouchi

29

Nihonbashi

31

Roppongi

AKASAKA

35

Ikebukuro

37

Odaiba

Ariake

Aomi

39

Shiodome

Shiba

Takeshiba

41

Shinagawa

43

Ota

45

Shibamata

47

The Northern

Tama Area

49

The Southern

Tama Area

51

The Western

Tama Area

53

Tokyo Islands

55

Nearby

Prefectures

59

Park/Garden

61

Zoo/Botanical

Garden

63

Amusement

park

64

Museum

65

Once you cross the street away from the entertainment district filled with the latest trends, you will find yourself surrounded by a quiet and cultural townscape.

Shibuya/Harajuku/Omotesando

渋谷・原宿・表参道

Tokyo Sta. ————— JR Yamanote Line (24min) ————— **Shibuya Sta.** ————— JR Yamanote Line (2min) ————— **Harajuku Sta.**
Tokyo Sta. ————— Tokyo Metro Marunouchi Line ————— **Akasaka-mitsuke Sta.** ————— Tokyo Metro Ginza Line (15min) ————— **Omote-sando Sta.**



Tokyo Metro Toei Subway Tourist Spots (pp.13-58) Tourist Spots (pp.61-69) Accommodation Shopping Art Gallery / Museum Subway Exit with an Elevator Subway Exit with an Elevator (No Exit Number)

Shibuya-ku 渋谷区

Meiji-jingu Shrine 明治神宮

Yoyogi Park 代々木公園

Meiji-jingumae (Harajuku) Sta. 明治神宮前(原宿)駅

Omotesando 表参道

Shibuya Scramble Crossing and Center-Gai 渋谷駅前スクランブル交差点～センター街

Shibuya Station 渋谷駅

Shibuya Scramble Square 渋谷スクランブルスクエア

Shibuya Sta. Station Numbers

JA		YS		TY	
10	15	19	20	20	20
16	01	01	01	01	01
01	01	01	01	01	01

1 Shibuya Scramble Crossing and Center-Gai

渋谷駅前 スクラブル交差点～センター街 MAP P15D2

One of Tokyo's most famous sights and rumored to be the busiest intersection in the world, this crossing is an organized chaos as people spill out from the sidewalks from all sides. Center-Gai is popular with Japan's youth and boasts trendy stores, restaurants and nightclubs.

Shibuya (JR: JA10, JS19, JY20, Subway: F16, G01, Z01, Keio: IN01, Tokyu: DT01, TY01)

*1: Shibuya Sta.

*2: Shibuya Scramble Crossing Area



2 SHIBUYA109

SHIBUYA109 渋谷店

03-3477-5111

A fashionable building that symbolizes Shibuya. It is highly popular with young women in their teens and twenties and has a large variety of popular items available. Renewed on a regular basis, it is an exciting and fun-filled facility even at the common use area.

Shibuya (JR: JA10, JS19, JY20, Subway: F16, G01, Z01, Keio: IN01, Tokyu: DT01, TY01)
 Shop: 10:00-21:00 Restaurant/bar (café Ma Maison: 10:00-22:00 / Cheese and Honey: 11:00-22:00)
 January 1



3 SHIBUYA SCRAMBLE SQUARE

渋谷スクランブルスクエア MAP P15D2

03-4221-4280

At 229 meters, the massive 47-story complex SHIBUYA SCRAMBLE SQUARE is the tallest tower in Shibuya. Opened in November 2019, it is home to more than 200 shops and restaurants, a collaborative business community space SHIBUYA QWS, offices, and the observatory SHIBUYA SKY.

Shibuya (JR: JA10, JS19, JY20, Subway: F16, G01, Z01, Keio: IN01, Tokyu: DT01, TY01)
 Shop & Service B2-11F, 14F: 10:00-21:00, Restaurant floor "FOODIES SCRAMBLE" 12F, 13F: 11:00-23:00 *Please refer to the official website
 No fixed holiday



4 MIYASHITA PARK

MIYASHITA PARK

03-6712-5630 (11:00-18:00)

Opened in 2020, this landmark of Shibuya is a low-rise complex facility with a park, commercial facility, and a hotel. It is home to many shops and restaurants, including ones first opened in Japan and also new-style, trendy ones. Shibuya Yokochi with shops serving local dishes from all over Japan is also popular. The 4th floor has Shibuya City Miyashita Park, where everyone can enjoy sports casually.

Shibuya (JR: JA10, JS19, JY20, Subway: F16, G01, Z01, Keio: IN01, Tokyu: DT01, TY01)
 Varies according to the store



5 Omotesando

表参道

The grand street that was constructed as the approach to Meiji Jingu Shrine. The street is lined with zelkova trees on both sides and provides a relaxing atmosphere. It is also lined with refined stores such as OMOTESANDO HILLS, TOKYU PLAZA OMOTESANDO HARAJUKU and other commercial complexes, brand stores, cafes and restaurants.

Omote-sando (Subway: C04, G02, Z02)



6 Takeshita-dori Street

竹下通り

Stores containing miscellaneous character and idol goods popular among teens are lined up along the street.

Harajuku (JR: JY19)
 Varies according to the store



7 Meiji Jingu Shrine

明治神宮

03-3379-5511

One of the shrines of Japan's indigenous religion, Shinto, where the souls of Emperor Meiji and Empress Shoken are enshrined. Constructed in 1920, the shrine celebrated its centenary in 2020. The forest surrounding it was created thanks to the donation of 100,000 trees from all over Japan.

Harajuku (JR: JY19), Meiji-jingumae (Harajuku) (Subway: C03, F15)
 From sunrise to sunset (varies according to the time of the year)
 Open 365 days



Let's go and see the stage where the heated competitions took place!

Japan National Stadium

MAP P15A4

Japan National Stadium was used as the main stadium for the Olympic and Paralympic Games Tokyo 2020. If you would like to see inside the facility, you can make a reservation in advance to join a stadium tour that brings you to behind-the-scenes areas, such as locker rooms for athletes and the track field.

When visiting the stadium, you may also want to visit "Japan Olympic Museum," which is located in the same area.
 Sendagaya (JR: JB12), Shinanomachi (JR: JB13), Kokuritsu-kyogijo (Subway: E25)



Shinjuku	13
Shibuya Harajuku Omotesando 15	
Asakusa	17
Sumida Ryogoku	21
Ueno	23
Akihabara Ochanomizu	25
GINZA	
Marunouchi	27
Nihonbashi	29
Roppongi Akasaka	31
Ikebukuro	35
Odaiba Ariake Aomi	37
Shiodome Shiba Takeshiba	39
Shinagawa	41
Ota	43
Shibamata	45
The Northern Tama Area	47
The Southern Tama Area	49
The Western Tama Area	51
Tokyo Islands	53
Nearby Prefectures	55
Park/Garden	59
Zoo/Botanical Garden	61
Amusement park	63
Museum	64
	65

Here still remains an old townscape and atmosphere lined with old-established shops that let you feel the mood of the Edo era.

Asakusa

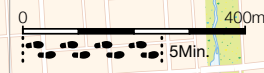
浅草

Tokyo Sta. — JR Yamanote Line — Kanda Sta. — Tokyo Metro Ginza Line 15min. — Tawaramachi Sta. — Tokyo Metro Ginza Line 2min. — Asakusa Sta.

Tokyo Sta. — JR Yamanote Line — Akihabara Sta. — Tsukuba Express 18min. — Asakusa Sta.



Tokyo Metro
 Toei Subway
 Tourist Spots (pp.13-58)
 Tourist Spots (pp.61-69)
 Accommodation
 Shopping
 Art Gallery / Museum
 Subway Exit with an Elevator
 Subway Exit with an Elevator (No Exit Number)



1 Sensoji Temple

浅草寺

☎03-3842-0181

(9:00 to 16:30 except Sundays and holidays)

The oldest temple in Tokyo, said to have been built in 628. It is famous for its main Kaminarimon Gate, where a giant lantern hangs. There are many events such as the meeting of the traditional end of winter, the Day of 46,000 Blessings (Chinese Lantern Plant Fair), and the "Osame no Kannon" festival (battledore fair) to end the year.

📍Asakusa (Subway: A18, G19, Tobu: TS01, Tsukuba Express: TX03)

🕒6:00–17:00 (6:30–October to March) Open 365 days



MAP P17B2



2 Asakusa Nakamise Shopping Street

浅草仲見世商店街

MAP P17B2

The bustling Nakamise area is comprised of a 250m road from the Kaminarimon Gate to the Hozomon Gate, lined with about 90 shops dating back to the Edo era. In this era, laborers on the temple grounds were permitted to open shops along the approaching road, and in this way, the shopping street began.

📍Asakusa (Subway: A18, G19, Tobu: TS01, Tsukuba Express: TX03) Varies according to the store



3 Asakusa Entertainment Hall

浅草演芸ホール

☎03-3841-6545

This pop entertainment hall offers Rakugo (comic storytelling), Manzai (comic dialogue), Mandan (comic monologue), acrobatics, magic and mimic shows.

📍Asakusa (Subway: A18, G19, Tobu: TS01, Tsukuba Express: TX03)

🕒11:40–21:00 (excluding special performances)

Open 365 days

🎫Adult ¥3,000 (excluding special performances)



MAP P17B1



4 Kappabashi Dougugai Street

かっぱ橋道具街*

☎03-3844-1225

(Tokyo Kappabashi Commercial Promotion Association)

A shopping area with a proud history of over 100 years. This 800m-long street is lined with 160 wholesale stores offering Japanese, Western and Chinese tableware; Japanese and Western kitchen-making utensils; all types of cutleryware; raw ingredients of food; packing supplies; food samples; and more.

📍Tawaramachi (Subway: G18), Asakusa (Subway: A18, G19, Tobu: TS01, Tsukuba Express: TX03)

🕒10:00–17:00

Varies according to the store



MAP P17B1



5 Edo Taito Traditional Crafts Center

江戸たいとう伝統工芸館

☎03-3842-1990

The museum has a permanent collection of 250 traditional crafts of about 50 different types on display. Detailed information on the exhibits is available in Japanese, English, traditional Chinese, simplified Chinese, and Korean on the museum's large display or on your own smartphone. Some of the traditional crafts can also be purchased at the reception desk.

📍Asakusa (Subway: A18, G19, Tobu: TS01, Tsukuba Express: TX03)

🕒10:00–18:00 2nd and 4th Tuesdays (or the following day when it falls on a national holiday)



MAP P17A2



6 Asakusa Culture Tourist Information Center

浅草文化観光センター

☎03-3842-5566

Taito City's tourist information facility located in front of the Kaminarimon Gate. In addition to tourist information (in Japanese, English, Chinese, and Korean) and ticket sales, computer reference terminals for sight-seeing information are also available free of charge. The observation terrace with a sweeping view of Asakusa is also popular.

📍Asakusa (Subway: A18, G19, Tobu: TS01, Tsukuba Express: TX03)

🕒9:00–20:00 (8F Viewing deck

–22:00) Open 365 days (closed during periods of maintenance, etc.)



MAP P17B2



7 TOKYO mizumachi

東京ミズマチ

MAP P17B4

TOKYO mizumachi is a commercial complex stretching under the elevated railway tracks between Asakusa Station and TOKYO SKYTREE Station. Divided into the west zone (Asakusa side) and the east zone (TOKYO SKYTREE TOWN side) by the Genmoribashi Bridge, this shopping spot houses a variety of unique and trending stores. You may also want to grab takeout for a meal or picnic in the park or along the riverside in the surrounding area.

📍TOKYO SKYTREE (Tobu: TS02, Asakusa (Subway: A18, G19, Tobu: TS01, Tsukuba Express: TX03) Varies according to the store



8 Kurumae

蔵前

MAP P17D2

This up-and-coming area was traditionally the home of toy wholesalers and craftsmen, but recently a wave of restaurants and shops with studios have moved into renovated old storehouses in the area, making it a fun area that still retains its old charm.

📍Kurumae (Subway: A17, E11)



Shinjuku	13
Shibuya Harajuku Omotesando	15
Asakusa	17
Sumida Ryogoku	21
Ueno	23
Akihabara Ochanomizu	25
GINZA	
Marunouchi	27
Nishi-Shinjuku	29
Nishi-Shinjuku	31
Roppongi Akasaka	35
Ikebukuro	37
Odaiba Ariake Aomi	39
Shiodome Shiba Takeshiba	41
Shinjuku	43
Ota	45
Shibuya	47
The Northern Tama Area	49
The Southern Tama Area	51
The Western Tama Area	53
Tokyo Islands	55
Nearby Prefectures	59
Park/Garden	61
Zoo/Botanical Garden	63
Amusement park	64
Museum	65

Tokyo Must See and Do Tourist Spots

Asakusa & TOKYO SKYTREE TOWN Complete Walkthrough!

#asakusa #tokyoskytreetown



©TOKYO-SKYTREE



START!

Walk around Asakusa

#asakusa

SUMIDA RIVER WALK connects Asakusa and TOKYO SKYTREE TOWN



Asakusa Nakamise Shopping Street



Sensoji Temple



LUNCH

TOKYO mizumachi, a commercial complex

with more than 10 shops and a hostel

#mizumachi

Don't miss sweets like the Shiratama Parfait, each one handmade with care by skilled patissiers!

"Ichiya"



You will be blown away by these burgers with meat patties instead of buns!

"shake tree DINER"





SHOPPING!

#solamachi

TOKYO Solamachi has a large collection of popular character shops!



©'76,'16 SANRIO (E)

© 2020 Pokémon. © 1995-2020 Nintendo/Creatures Inc. /GAME FREAK inc.
ポケットモンスター・ポケモン・Pokémonは任天堂・クリーチャーズ・ゲームフリークの登録商標です。



There are also many other fashion brand and souvenir shops!



BEAMS



- Ganso Shokuhin Sample-ya
- Asakusa Amezaiku Ameshin

BREAK!

#sweets

Try different sweets!



- Gion Tsujiri
- Horiuchi Fruit Farm

AQUARIUM

SUMIDA AQUARIUM



The penguin pool and jellyfish areas are a must-see!



#sumidaaquarium

Special benefits with select tickets

Present the tickets for TOKYO SKYTREE, SUMIDA AQUARIUM, etc. and get special offers at TOKYO Solamachi shops!

For more details, please check here.



NIGHT VIEW

The 360-degree night view from TOKYO SKYTREE

#skytree

On the Tembo Deck 350 meters above ground, visitors can write their wishes on ribbons and tie them to a monument called "WISH RIBBON". Part of the proceeds from ribbon sales are donated for the use of emergency assistance in the disaster.



To Nikko, a place to fully enjoy Japan's history and natural beauty just two hours from Asakusa

In July 2023, the new express train "SPACIA X" has started its operation! Enjoy history, abundant nature and onsen hot springs - visit the Nikko and Kinugawa Onsen area! Using Tobu Express SPACIA, you'll be there from Asakusa or TOKYO SKYTREE Station in about two hours.



Mount Nantai and Lake Chuzenji



▲ SPACIA X

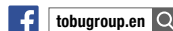


©TOKYO-SKYTREE

For more detailed information about Asakusa, TOKYO SKYTREE TOWN, and Nikko, check here!



www.tobu.co.jp/en/



- TOKYO SKYTREE ▶ www.tokyo-skytree.jp/en/
- TOKYO Solamachi ▶ www.tokyo-solamachi.jp/en/
- TOKYO mizumachi ▶ www.tokyo-mizumachi.jp/en/

The townscape with its old shitamachi downtown atmosphere is dotted with sightseeing spots. This area is now gathering attention from the world at large.

Sumida/Ryogoku

墨田・両国

Tokyo Sta. — JR Yamanote Line — Kanda Sta. — Tokyo Metro Ginza Line — Asakusa Sta. — Tobu SKYTREE Line (30min) — TOKYO SKYTREE Sta.

Tokyo Sta. — JR Yamanote Line — Akihabara Sta. — JR Sobu Line (10min) — Ryogoku Sta.



Tokyo Metro
 Toei Subway
 Tourist Spots (pp.13-18)
 Tourist Spots (pp.61-69)
 Accommodation
 Shopping
 Art Gallery / Museum
 1 Subway Exit with an Elevator
 EV Subway Exit with an Elevator (No Exit Number)



1 TOKYO SKYTREE TOWN

東京スカイツリータウン

MAP P21A4



The "Tower Town" amid the still thriving historic Edo era culture of the Narihira and Oshiage districts. It consists of the freestanding TOKYO SKYTREE broadcasting tower and other facilities at the foot of it, such as the TOKYO Solamachi commercial facilities, an aquarium, planetarium, offices, and more. **TOKYO SKYTREE (TOBU SKYTREE Line: TS02), Oshiage (SKYTREE) (Subway: A20, Z14, Keisei: KS45)** *Please come using public transportation such as the train or the bus

1-a TOKYO SKYTREE

東京スカイツリーSM
#0570-55-0634



The tallest freestanding broadcasting tower in the world boasting 634 meters in height. A view of the entire Kanto region can be enjoyed from the two observation decks located 350 and 450 meters above the ground and Mt. Fuji may be seen on sunny days. At the observation decks are also official shops, cafés, and restaurants. **Observation decks: 10:00–21:00 (Admission until 20:00)** **Open 365 days** **Please refer to the official website**

1-b TOKYO Solamachi

東京ソラマチ
#0570-55-0102



A "new oldtown-style" commercial facility at the foot of TOKYO SKYTREE. More than 300 shops are here to satisfy your fashion, tourism, and eating desires. Enjoy an up close view of TOKYO SKYTREE while dining on the 30th and 31st restaurant floors. **10:00–21:00 / 6–7F, 30–31F: 11:00–23:00** (partly varies according to the store) **No fixed holiday**

1-c SUMIDA AQUARIUM

すみだ水族館
#03-5619-1821



"Ogasawara Sea Life," a large aquarium recreating the waters of the Natural World Heritage site, the Ogasawara Islands, is spectacular. There are also plenty of other sights to see, including the indoor open-style tank that lets you see penguins and seals from up close and the fantastic "Big Shale" with about 500 moon jellyfish.

Weekday: 10:00–20:00 (Admission until 19:00), Saturdays, Sundays, holidays: 9:00–21:00 (Admission until 20:00) **Open 365 days** (temporarily closed on some days) **Adult ¥2,500, High school student ¥1,800, Junior high/elementary school student ¥1,200, Child (3 yrs. and older) ¥800**

1-d Konica Minolta Planetarium Tenku in TOKYO SKYTREE TOWN

コニカミノルタプラネタリウム 天空 in 東京スカイツリータウン
#03-5610-3043

Enjoy a realistic walk under the stars in this planetarium operated by a manufacturer of planetarium devices. Visitors can relax on reclining seats and experience a new type of program that consists of an array of lights, sounds, and aromas. **Weekday: 10:30–22:00, Saturdays, Sundays, holidays: 9:30–22:00** **Closed** when exhibits are being changed and during machine maintenance period **Adult, high and junior high school student ¥1,600, Child (from 4 yrs. old and elementary school student) ¥1,000, "healing planetarium" relaxation program visitors ¥1,900 (Children under elementary school age are not allowed to enter)**

2 Sumida Park

隅田公園

MAP P21A3



A time-honored park opened to the public by Tokugawa Yoshimune so that common people could enjoy viewing cherry blossoms there. In spring, it is famous for its grand view of cherry trees in a line that spreads over 1 kilometer, and in summer, the Sumida River Fireworks Festival is held here.

TOKYO SKYTREE (Tobu: TS02), Honjo-azumabashi (Subway: A19), Asakusa (Subway: A18, G19, Tobu: TS01, Tsukuba Express: TX03)

Open 24 hours **Open 365 days** *1: Area around the Digital Signage



3 Ryogoku Kokugikan

两国国技館

MAP P21C1



#03-3623-5111 (Nihon Sumo Kyokai)

Where grand tournaments of sumo, an ancient Japanese martial art, are held. Even when there are no main tournaments, visitors can still enjoy the concession stands within the premises. The Sumo Museum, which collects and stores documents related to sumo, is also popular. In addition to fighting sport events, there are musical events and more.

Ryogoku (JR: JB21, Subway: E12) Sumo Museum **10:00–16:30** **Open irregularly** **Free of charge**

*For watching the sumo tournament matches (held in Jan., May, and Sep.), buying a ticket is necessary and on a reserved basis.



4 -Ryogoku- EDO NOREN

-两国-江戸NOREN

MAP P21C1

#03-6658-8033



Inspired by the desire to combine the most delicious flavors and the culture of today in an Edo period parlor, a wide variety of cuisines and food items is here to enjoy in the historic former Ryogoku Station building with an atrium reminiscent of an Edo townhouse, a fire watchtower, and a life-size sumo ring.

Ryogoku (JR: JB21, Subway: E12) **10:00–23:00 (Restaurant: 11:00–23:00)** *Varies according to the store **January 1–2, facility inspection days**



Traditional Crafts Experience

MAP P21B/C4



Edo Kiriko glass is traditional glassware featuring distinctive, vivid colors and delicately engraved geometrical designs. At Sumida Edo Kiriko-kan, visitors can experience making them too!

Nearby, at Atelier Sougeikan, visitors can also practice a kind of traditional "Edo calligraphy" on lanterns and fans.

Kinshicho (JR: JB22, JO22, Subway: Z13)

Shinjuku	13
Shibuya Harajuku Omotesando	15
Asakusa	17
Sumida Ryogoku	21
Ueno	23
Akihabara Ochanomizu	25
Ginza	27
Marunouchi	29
Nihonbashi	31
Roppongi Akasaka	35
Ikebukuro	37
Odaiba Ariake Aomi	39
Shiodome Shiba Takeshiba	41
Shinjuku	43
Ota	45
Shibamata	47
The Northern Tama Area	49
The Southern Tama Area	51
The Western Tama Area	53
Tokyo Islands	55
Nearby Prefectures	59
Park/Garden	61
Zoo/Botanical Garden	63
Amusement park	64
Museum	65

An area rich in nature and dotted with museums and historic structures. It is a relaxing area where the old downtown atmosphere still remains.

Ueno

上野

Tokyo Sta.

JR Yamanote Line
Ueno Sta.



- Tokyo Metro
- Toei Subway
- Tourist Spots (pp.13-58)
- Tourist Spots (pp.61-69)
- Accommodation
- Shopping
- Art Gallery / Museum
- Subway Exit with an Elevator
- Subway Exit with an Elevator (No Exit Number)



1 Ameyoko

アメ横

MAP P23D3

The streets from JR Ueno Sta. to Okachimachi Sta. are crowded with stores offering clothes, miscellaneous goods, fresh fish and dried food.

Ueno (JR: JJ01, JK30, JU02, JY05, Subway: G16, H18), Okachimachi (JR: JK29, JY04)

Varies according to the store



2 Ueno Park (Shinobazu pond)

上野恩賜公園(不忍池)

MAP P23C2

☎03-3828-5644

Designated in 1873 as the first park in Japan. Located throughout the huge grounds, which are famous for viewing cherry blossoms, are a zoo, an art gallery, museums, and more. One of the main sites is the Toshogu Shrine, which was built in 1627 upon request by Tokugawa Ieyasu in his will.

Ueno (JR: JJ01, JK30, JU02, JY05, Subway: G16, H18)

Varies according to the facility
 *For details of the facilities, please see the "Tourist Spots" (pp.61-69).

*1: No Wi-Fi at some locations



3 Kaneiji Temple

寛永寺

MAP P23B3


☎03-3821-4440

Built in 1625 by the Tokugawa shogunate as a prayer temple. It later also served as a family temple and entombed here are six former shoguns. The Konpon Chudo (main hall), the Kaisando, the Kiyomizu Kannondo, and the Shinobazu-no-ike Bentendo are among the structures that are located near Ueno Park.

Uguisudani (JR: JK31, JY06)

🕒9:00-16:00

Open 365 days



4 Yushima Tenmangu Shrine

湯島天満宮(湯島天神)

MAP P23D2

☎03-3836-0753

The old shrine, established in 458, enshrines Sugawara Michizane, the God of Learning. There are about 300 Japanese plum trees in the precincts that were planted in connection with Sugawara Michizane. The Shaden architecture, entirely constructed with Japanese cypress in 1995, is a must-see.

Yushima (Subway: C13)

🕒6:00-20:00 Worship in precincts 365 days available

Treasure house - Adult ¥500



5 Shitamachi Museum

台東区立下町風俗資料館

MAP P23D2

☎03-3823-7451

Experience shitamachi (oldtown) life in this museum dedicated to showcasing everyday life in the capital in earlier times.

Ueno (JR: JJ01, JK30, JU02, JY05, Subway: G16, H18), Ueno-hirokoji (Subway: G15), Ueno-okachimachi (Subway: E09), Yushima (Subway: C13)

🕒9:30-16:30 (Admission until 16:00) Mondays (or the following day when it falls on a national holiday), December 29-January 3, exhibition renewal periods, etc.

Adult ¥300, Elementary/Junior high/High school student ¥100
 *Closed from April 2023 to spring 2025 due to renovation work.



Take a stroll through Yanesen, where an old downtown shitamachi atmosphere still remains.

Yanesen & Yanaka Ginza

MAP P23A/12



Yanaka, Nezu, and Sendagi, which are in a downtown shitamachi district of Tokyo, are collectively called "Yanesen", and have become a popular spot for strolling. There are many shrines and temples there, including the family temple of the Tokugawa Clan. One of the main spots is Yanaka Ginza, which is crowded with people, young and old, as there is everything from old established shops open since the Taisho era, to modern sweets shops. Many cats also gather at the Yuyake Dandan staircase, which is a hot spot for taking pictures of cats, located at the entrance of the shopping street.

Sendagi (Subway: C15), Nippori (JR: JY07, Keisei: KS02)

6 Nezu-jinja Shrine

根津神社

MAP P23B1

☎03-3822-0753

Nezu-jinja Shrine was founded about 1,900 years ago. The current buildings were built in 1706 and the seven buildings including the Honden (main hall) are designated National Important Cultural Properties. In spring, about 3,000 azalea bushes of about 100 varieties bloom in the shrine's Azalea Garden.

Nezu (Subway: C14),

Sendagi (Subway: C15)

Karamon Gate: Mar.-Sep. until 18:00, Feb. and Oct. until 17:30, Nov.-Jan. until 17:00



Shinjuku

13

Shibuya

Harajuku

Omotesando

15

Asakusa

17

Sumida

Ryogoku

21

Ueno

23

Akihabara

Ochanomizu

25

Ginza

27

Marunouchi

29

Nihonbashi

31

Roppongi

Akasaka

35

Ikebukuro

37

Odaiba

Ariake

Aomi

39

Shiodome

Shiba

Takeshiba

41

Shinagawa

43

Ota

45

Shibamata

47

The Northern

Tama Area

49

The Southern

Tama Area

51

The Western

Tama Area

53

Tokyo Islands

55

Nearby

Prefectures

59

Park/Garden

61

Zoo/Botanical

Garden

63

Amusement

park

64

Museum

65

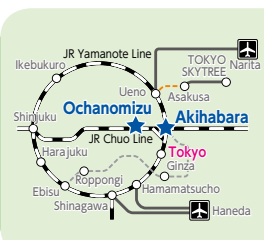
An area lined with shops offering electrical equipment and an area that retains its rustic atmosphere perfect for shopping and taking a stroll.

Akihabara/Ochanomizu

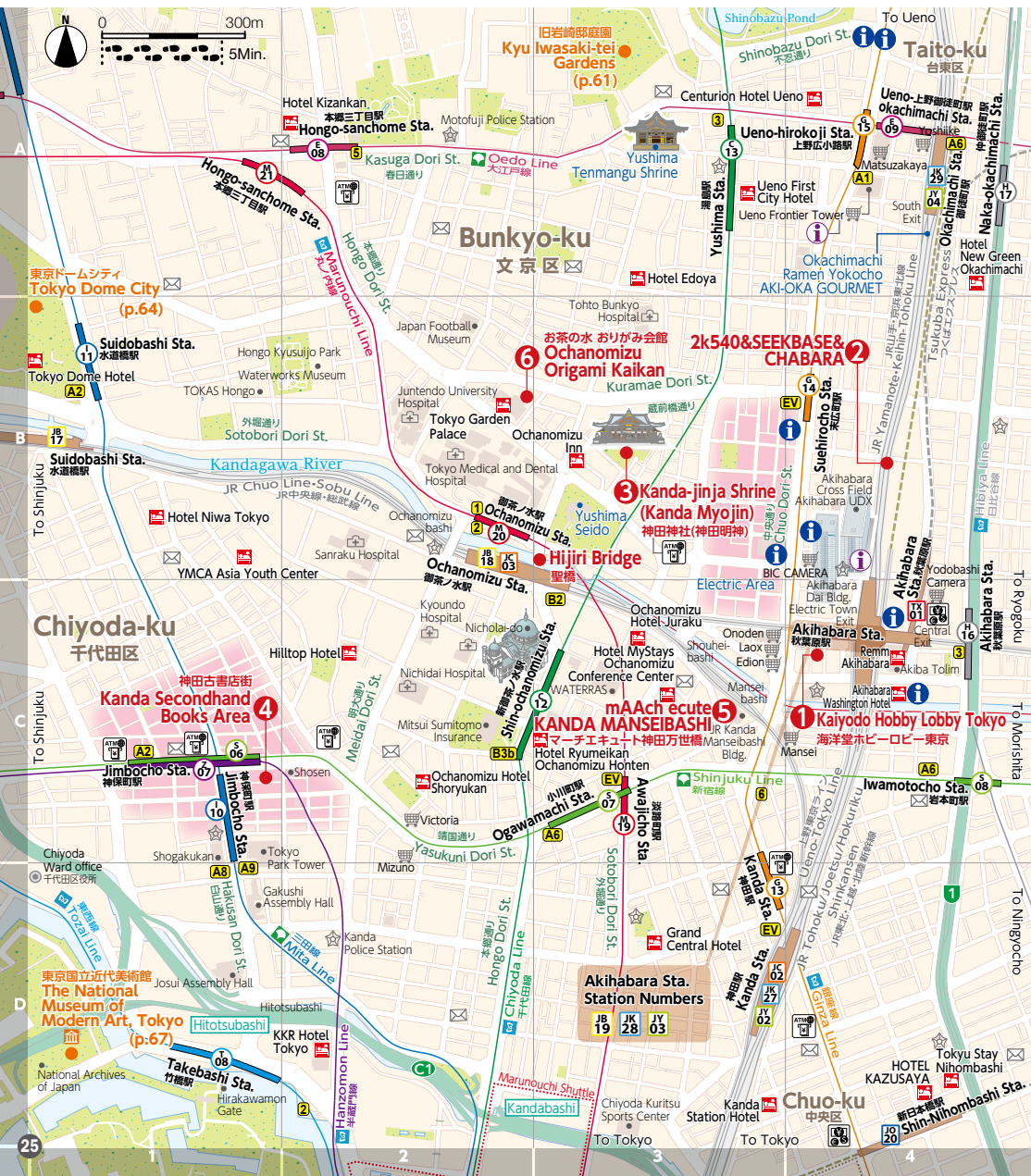
秋葉原・御茶ノ水

Tokyo Sta. JR Yamote Line 4min. Akihabara Sta.

Tokyo Sta. JR Chuo Line 4min. Ochanomizu Sta.



- Tokyo Metro
- Toei Subway
- Tourist Spots (pp.13-58)
- Tourist Spots (pp.61-69)
- Accommodation
- Shopping
- Art Gallery / Museum
- Subway Exit with an Elevator
- Subway Exit with an Elevator (No Exit Number)



1 Kaiyodo Hobby Lobby Tokyo

MAP P25C4

海洋堂ホビーロービー東京

☎03-3253-1951

A retail shop of the model manufacturer Kaiyodo. An abundance of elaborate figures and capsule toys including popular characters, Buddhist statues, animal figures and dinosaur figures can be found here. Samples of new products are also on display in a section of the gallery earlier than in other shops.

Akihabara (JR: JB19, JK28, JY03, Subway: H16, Tsukuba Express: TX01)
 Weekday: 12:00-20:00, Saturdays, Sundays, holidays: 11:00-19:00
 Open 365 days



3 Kanda-jinja Shrine (Kanda Myojin)

MAP P25B3

☎03-3254-0753

Reportedly built in 730, this ancient shrine is revered as a place to pray for luck in business, family, matchmaking, protection from bad luck, and competition. The vermilion-lacquered buildings that appear after passing through the gateway and climbing the approach is a spectacular sight. At the Culture Complex, souvenirs are available, as are ATMs for cards issued outside Japan. It is easily accessible from Akihabara Station.



Akihabara (JR: JB19, JK28, JY03, Subway: H16, Tsukuba Express: TX01), Ochanomizu (JR: JB18, JC03, Subway: M20), Shin-ochanomizu (Subway: C12), Suehirocho (Subway: G14)
 Open 24 hours
 Open 365 days

4 Kanda Secondhand Books Area

MAP P25C1

神田古書店街

There are approximately 180 second-hand book stores with a total storage of more than 10 million books in the Kanda Jinbocho area. A wide range of specialized books can be found here that is a big appeal to book lovers.

Jimbocho (Subway: I10, S06, Z07)
 Varies according to the store



6 Ochanomizu Origami Kaikan

MAP P25B2

☎03-3811-4025

This facility dedicated to Japanese washi paper and origami (folding paper) is fun for both adults and kids. This 6 story-building has a shop, a gallery, and classrooms, as well as a dyeing studio. You can see the process of dyeing the papers (irregular schedule). Origami classes, etc. are available (reservation only).


Ochanomizu (JR: JB18, JC03, Subway: M20), Suehirocho (Subway: G14), Shin-ochanomizu (Subway: C12)
 9:30-16:30
 Sundays, holidays
 Varies according to the class (Admission is free)



2 2k540&SEEKBASE&CHABARA

MAP P25B4

2k540&SEEKBASE&CHABARA



Akihabara (JR: JB19, JK28, JY03, Subway: H16, Tsukuba Express: TX01)

2-a 2k540 AKI-OKA ARTISAN

MAP P25B4

This Tokyo commercial complex features various crafting-themed shops, some of which offer hands-on crafting experience.
 Core time (varies according to the store)
 Wednesdays (The facility remains open on holidays but stores are subject to individual opening hours)

2-b SEEKBASE AKI-OKA MANUFACTURE

MAP P25B4

This shopping district is home to various shops offering hobby items such as audio equipment, cameras and figures.
 Core time: 11:00-20:00 (varies according to the store)
 No fixed holiday (some stores are closed on Wednesdays)

2-c CHABARA AKI-OKA MARCHE

MAP P25B4

This indoor market is a perfect place to pick up local Japanese foods sourced from all over the country and dine at a restaurant serving Japanese local dishes.
 Core time: 11:00-20:00
 January 1, 1st Wednesday of June and November


5 mAACH ecute KANDA MANSEIBASHI

MAP P25C3

マーチエキュート神田万世橋

A commercial facility that was completed on this site where the Manseibashi Station used to be. Inside this structure with beautiful brick arches are establishments such as specialty shops and cafés. Relics of the former Manseibashi Station are also on display here.

Akihabara (JR: JB19, JK28, JY03, Subway: H16, Tsukuba Express: TX01)
 Shop: 11:00-20:00
 Restaurant: 11:00-23:00 (until 21:00 on Sundays and public holidays)
 *Varies according to the store (please refer to the official website)
 No fixed holiday



A View Like a Miniature Townscape Unfolding Before Your Eyes

MAP P25B3

Hijiri Bridge

Hijiri Bridge is one of the bridges that span the Kanda River and is located on the eastern side of JR Ochanomizu Station. When looking east while standing on the bridge, you can see the Akihabara Electric Town in the distance. If you look below, you will see the station platform, the tracks of the Chuo and Sobu lines, and the tracks of the above-ground Tokyo Metro Marunouchi Line zone - letting you see multiple trains coming and going.



Ochanomizu (JR: JB18, JC03, Subway: M20)

Shinjuku	13
Shibuya Harajuku Omotesando	15
Asakusa	17
Sumida Ryogoku	21
Ueno	23
Akihabara Ochanomizu	25
GINZA	27
Marunouchi	29
Nihonbashi	31
Roppongi Akasaka	35
Ikebukuro	37
Odaiba Ariake Aomi	39
Shiodome Shiba Takeshiba	41
Shinagawa	43
Ota	45
Shibamata	47
The Northern Tama Area	49
The Southern Tama Area	51
The Western Tama Area	53
Tokyo Islands	55
Nearby Prefectures	59
Park/Garden	61
Zoo/Botanical Garden	63
Amusement park	64
Museum	65

Stores such as luxury boutiques and popular shops appear one after another here. This town has the latest in fashion.

Ginza

銀座

Tokyo Sta.

Tokyo Metro Marunouchi Line

Ginza Sta. 3min.



- Tokyo Metro
- Toei Subway
- Tourist Spots (pp.13-58)
- Tourist Spots (pp.61-69)
- Accommodation
- Shopping
- Art Gallery / Museum
- Subway Exit with an Elevator
- Subway Exit with an Elevator (No Exit Number)



Toilet for the Disabled

Parking Exclusively for the Disabled

Parking Available for the Disabled

FREE Wi-Fi

Access

Open Hours

Closed

Admission

Telephone Number

1 Ginza Shopping District

銀座ショッピング街

MAP P27B2



An area lined with well-known department stores, as well as shops of both luxury brands such as Chanel and Gucci, as well as casual fashion names such as Uniqlo and ZARA, among an endless variety of others.

Ginza (Subway: G09, H09, M16)

Varies according to the store



3 Ginza Yonchome Intersection

銀座四丁目交差点

MAP P27B2



At the intersection of Chuo-dori St. (Ginza-dori St.) and Harumi-dori St., there are symbolic architectures of Ginza including the renowned Mitsukoshi Department Store and the clock tower of SEIKO HOUSE GINZA (Wako). The perfect place to start a Ginza walk.

Ginza (Subway: G09, H09, M16)



4 GINZA SIX

GINZA SIX

MAP P27C2

☎03-6891-3390



This thirteen-story commercial complex with about 240 stores is one of Ginza's largest facilities and Tokyo's high-end fashion center. The building also has an expansive rooftop garden area for great views of Tokyo, and on the basement floor, a traditional Noh theater.

Ginza (Subway: G09, H09, M16),

Higashi-ginza (Subway: A11, H10)

Shop: 10:30–20:30

Restaurant: 11:00–23:00

Varies according to the store



5 Tsukiji Hongwanji Temple

築地本願寺

MAP P27C4

☎0120-792-048



A temple of the Jodo Shinshu Hongwanji school of Buddhism whose head temple is the Nishi Hongwanji Temple in Kyoto. This eye-catching building is based on ancient Buddhist architecture from India and other Asian cultures. The main hall, pillars of the Sanmon Gate, and stone walls were designated as Important Cultural Properties in 2014.

Tsukiji (Subway: H11)

6:00–16:00 (closed after evening service)

Open 365 days



2 GINZA KABUKIZA

GINZA KABUKIZA

MAP P27C3



A complex facility consisting of the Kabukiza and KABUKIZA Tower. After the 4th Kabukiza was closed for a period of three years, the reconstruction was finally completed in 2013.

Higashi-ginza (Subway: A11, H10)

2-a Kabukiza Theatre

歌舞伎座

☎03-3545-6800

Opened more than 130 years ago in 1889, this is the world's only exclusive Kabuki theater. It has maintained its refined classical theater since the Meiji era, and has continued to present performances that incorporate the spirit of the times. The 5th incarnation of the theater, designed by architect Kuma Kengo, is a masterpiece of tradition and innovation.

Varies according to the performance month

2-b KABUKIZA Tower

歌舞伎座タワー

An office tower designed based on traditional Japanese aesthetics adjacent to the Kabukiza. On the 5th floor, the popular Kabukiza Gallery conveys the fascination of Kabuki in an easy-to-understand way. Various Kabuki souvenirs are available at Kobikicho Square on floor B2F.

6 Tsukiji Outer Market

築地場外市場

MAP P27D3

Tsukiji Outer Market offers everything from fresh fish, fresh meats and vegetables, and dried foods, to food-related products such as knives and dinnerware. Please note that from early morning until 9:00 am the market is quite crowded due to the trade among professionals.

Tsukiji (Subway: H11), Tsukijishijo (Subway: E18)

Wednesdays (varies according to the store), Sunday, national holidays



Shinjuku

13

Shibuya

Harajuku

Omotenando 15

Asakusa

17

Sumida

Ryogoku

21

Ueno

23

Akihabara

Ochanomizu

25

Ginza

27

Marunouchi

29

Nihonbashi

31

Roppongi

Akasaka

35

Ikebukuro

37

Odaiba

Ariake

Aomi

39

Shiodome

Shiba

Takeshiba

41

Shinjagawa

43

Ota

45

Shibamata

47

The Northern

Tama Area

49

The Southern

Tama Area

51

The Western

Tama Area

53

Tokyo Islands

55

Nearby

Prefectures

59

Park/Garden

61

Zoo/Botanical

Garden

63

Amusement

park

64

Museum

65

The area in front of Tokyo Station - the huge terminal where many trains come and go.

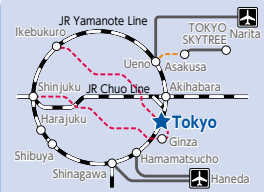
Marunouchi

丸の内

Tokyo Sta.

3min. walk Marunouchi

- Tokyo Metro
- Toei Subway
- Tourist Spots (pp.13-58)
- Tourist Spots (pp.61-69)
- Accommodation
- Shopping
- Art Gallery / Museum
- Subway Exit with an Elevator
- Subway Exit with an Elevator (No Exit Number)



1 Imperial Palace/Nijubashi

皇居・二重橋

MAP P29C1

☎03-5223-8071 (Press Section, General Administration Division, Imperial Household Agency)

The Edo Castle, formerly the Tokugawa Family's residence, became the Imperial Palace as the Emperor moved to Tokyo from the Kyoto Imperial Palace after the Meiji Restoration. Part of the site is opened to the public as the Imperial Palace East Gardens. The Nijubashi Bridge in front of the main entrance is famous.



Nijubashimae (Marunouchi) (Subway: C10), Hibiya (Subway: C09, H08, I08) Open 365 days (Opening to the public will be on a designated date and time. Please refer to the official website.)

3 Marunouchi Bldg./Shin-Marunouchi Bldg.

丸ビル・新丸ビル

MAP P29B3,C2/3

☎03-5218-5100

Marunouchi Building, a landmark on the Marunouchi south side of Tokyo Station, is a large complex of about 140 shops including high-end international and domestic fashion brands, and restaurants that offer amazing views of the metropolis.



Shin-Marunouchi Building has about 150 shops with lots of individuality and marunouchi HOUSE with restaurants that are open until late at night.

Tokyo (JR: JC01, JE01, JK26, JO19, JT01, JU01, JY01, Subway: M17)

Shop: 11:00-21:00 (until 20:00 on Sundays and holidays), Restaurant: 11:00-23:00 (until 22:00 on Sundays and holidays) Some restaurants of Shin-Marunouchi Bldg. are open late at night. *Varies according to the store.

January 1, statutory inspection days

4 KITTE

KITTE

MAP P29C3

☎03-3216-2811(10:00-19:00)

A commercial facility run by Japan Post. Shoppers here can enjoy the craftsmanship and unique aesthetic sense of Japan, as well as restaurants serving delicious dishes from across the country. Also attached is the Tokyo Central Post Office and a tourist information center.



Tokyo (JR: JC01, JE01, JK26, JO19, JT01, JU01, JY01, Subway: M17) Varies according to the store January 1 and statutory inspection days

5 Tokyo International Forum

東京国際フォーラム

MAP P29D2

☎03-5221-9000

Complex cultural facilities including 8 small-to-large-sized halls, 34 conference rooms, a symbolic glass atrium and others. It is a venue for various exhibitions, musicals, and concerts. Its futuristic glass atrium is unique.



Yurakucho (JR: JK25, JY30, Subway: Y18)

Open space: 7:00-23:30, Rental facilities: vary according to the event Open 365 days (irregularly closed)

*1: No Wi-Fi at some locations

2 Tokyo Station

東京駅

MAP P29B3,C3



2-a



2-b

Completed in 1914, the Tokyo Station Marunouchi Building, designated as an Important Cultural Property, is a Renaissance-style red-brick building. It was reconstructed as a two-story building after the war, but was restored to its original form in 2012. In the station are many facilities including GranSta Tokyo to satisfy your every shopping and dining desire.

Tokyo (JR: JC01, JE01, JK26, JO19, JT01, JU01, JY01, Subway: M17)

Varies according to the store

Open 365 days

2-a Tokyo Ramen Street

東京ラーメンストリート

As its name suggests, this is an underground "street" inside Tokyo Station. Those searching for ramen heaven will have to look no further than this old-fashioned style street lined with famous ramen shops from Tokyo.

2-b Tokyo Character Street

東京キャラクターストリート

Not far from Tokyo Ramen Street lies Tokyo Character Street, which features over 30 stores with popular characters such as Chikawa, Rilakkuma, and more. Also in this area is Ichiban Plaza which hosts an everchanging lineup of pop up shops.

6 Marunouchi Naka-dori Street

丸の内仲通り

MAP P29C2

One of the top brand-oriented streets in Tokyo, which connects Ottemachi Station and Yurakucho Station. Gathered in the new and old buildings are various shops and restaurants, from old established shops to new outlets.

Tokyo (JR: JC01, JE01, JK26, JO19, JT01, JU01, JY01, Subway: M17)

Varies according to the store



Shinjuku

13

Shibuya

Harajuku

Omotenashi

15

Asakusa

17

Sumida

Ryogoku

21

Ueno

23

Akihabara

Ochanomizu

25

Ginza

27

Marunouchi

29

Nihonbashi

31

Roppongi

Akasaka

35

Ikebukuro

37

Odaiba

Ariake

Aomi

39

Shiodome

Shiba

Takeshiba

41

Shinagawa

43

Ota

45

Shibamata

47

The Northern

Tama Area

49

The Southern

Tama Area

51

The Western

Tama Area

53

Tokyo Islands

55

Nearby

Prefectures

59

Park/Garden

61

Zoo/Botanical

Garden

63

Amusement

park

64

Museum

65

Museum

The heartland of commercial culture that dates back to the Edo era. It is an area with many well-established shops where you can feel history and culture.

Nihonbashi

日本橋



Tokyo Sta.
10 min. walk
Nihonbashi Sta.

M Tokyo Metro S Toei Subway ● Tourist Spots (pp.13-58) ● Tourist Spots (pp.61-69) A Accommodation S Shopping M Art Gallery / Museum 1 Subway Exit with an Elevator EV Subway Exit with an Elevator (No Exit Number)



1 Nihonbashi Bridge

日本橋

MAP P31B2

Nihonbashi Bridge was originally built in 1603 and set as the starting point in Edo (now Tokyo) of major roads to each region in Japan. Being wooden, it was burned down in fires and reconstructed many times. The current bridge is the 20th version, built in 1911, and the first stone arch Nihonbashi Bridge.

Nihombashi (Subway: A13, G11, T10)



2 COREDO Nihonbashi/Muromachi/Muromachi Terrace

COREDO 日本橋・室町・室町テラス

MAP P31C2,B1/2



A commercial complex in the Muro-machi-Nihonbashi area. COREDO Nihonbashi has restaurants and shops carrying fashion and beauty goods spread over 4 floors plus the basement. COREDO Muromachi consists of 4 buildings that include COREDO Muromachi 1, 2, 3, and the Terrace. Movie theaters, a great variety of restaurants and an array of well established brands are all here for your enjoyment.

Nihombashi (Subway: A13, G11, T10), Mitsukoshimae (Subway: G12, Z09) Varies according to the store No fixed holiday



3 Bank of Japan/Bank of Japan Currency Museum

日本銀行・日本銀行金融研究所貨幣博物館

MAP P31B1

Bank of Japan Tour Desk: ☎03-3277-2815
Currency Museum: ☎03-3277-3037

The Bank of Japan offers guided tours to explore the BOJ Main Building, designated an Important Cultural Property. The Currency Museum displays coins and documents from ancient times to the present.


Mitsukoshimae (Subway: G12, Z09)

Bank of Japan

Saturdays, Sundays, national holidays, year-end and New Year holidays ***Reservation required (Please refer to the official website)**

Currency Museum ☎9:30-16:30 (admission until 16:00)

Mondays (open if it falls on a national holiday), New Year holidays



4 Ningyocho

人形町

MAP P31B3/4



A downtown neighborhood that has been busy and lively since the Edo era thanks to puppet shows, Suten-gu, and more. There are still many traditional crafts shops and old established restaurants in Amazake Yokocho, which leads to the Meijiza theater and Hamacho Park. Events such as the Setomono Market in August and the Bettara Market in October as well as the Ningyo Market in November are famous.

Ningyocho (Subway: A14, H14)



5 Suitengu Shrine

水天宮

MAP P31B4



Noted for its divine graces such as safe pregnancy and delivery of children, this shrine was recently renovated to be more earthquake resistant as well as to create a barrier-free environment for its visitors.

Suitengumae (Subway: Y10)

☎7:00-18:00



6 Department Store District and Chuo-dori Street

百貨店街&中央通り

MAP P31B2,C2



In addition to its huge commercial facilities, Chuo-dori is a street that is lined with famous department stores such as the Nihombashi Mitsukoshi Main Store, which is known as Japan's first department store, and Nihombashi Takashimaya, which is a registered Important Cultural Property. New commercial facilities such as COREDO Muromachi, COREDO Muromachi Terrace, COREDO Nihonbashi, and YUITO are also starting to appear, offering more to your shopping experience with everything from luxury brand products to household goods and gifts. You can also travel almost all of Japan without ever leaving Tokyo by visiting local municipality specialty shops featuring specialties and souvenirs from regional areas of Japan. Over the Nihonbashi River spans the Nihonbashi Bridge, where the Kilometer Zero of Japan, or Zero Mile Marker, is located. There is also a boat dock that provides boat trips.

Nihonbashi: Nihombashi (Subway: A13, G11, T10), Chuo-dori Street: Shin-Nihombashi (JR: Z02)

*1: No Wi-Fi at some locations

7 Tokyo Midtown Yaesu

東京ミッドタウン八重洲


MAP P31C1



A large complex directly connected to Tokyo Station, inspired by the concept: "Japan Presentation Field - a town that gathers the dreams of Japan. A place that nurtures the dreams of the world." Shopping, dining, offices, a hotel, bus terminals, and more are all here.

Tokyo (JR: JC01, JE01, JK26, JO19, JT01, JU01, JY01, Subway: M17)

Varies according to the facility



Shinjuku

13

Shibuya

Harajuku Omotesando 15

Asakusa

17

Sumida

Ryogoku 21

Ueno

23

Akihabara

Ochanomizu 25

Ginza

27

Marunouchi

29

Nihonbashi

31

Roppongi

Akasaka 35

Ikebukuro

37

Odaiba

Ariake Aomi 39

Shiodome

Shiba Takeshiba 41

Shinagawa

43

Ota

45

Shibamata

47

The Northern

Tama Area 49

The Southern

Tama Area 51

The Western

Tama Area 53

Tokyo Islands

55

Nearby

Prefectures 59

Park/Garden

61

Zoo/Botanical

Garden 63

Amusement

park 64

Museum

65



Nihonbashi - the town filled with history, waterfronts, and downtown shitamachi culture that dates back to the Edo era.

Nihonbashi was an important part of the lives of the people of Edo at the base of Edo Castle. By strolling through the area, you will browse through many pages of history, one after another.



Sushi

Tempura

Enjoy washoku (Japanese cuisine), which is now an Intangible Cultural Heritage, and the various flavors of the long-established shops in Nihonbashi.

The Nihonbashi area



Important Cultural Property

3 Nihonbashi

A town with both history and progress.



Road Marker



4 Jan Joosten monument

Edo was largely a watery marshland that was filled about 400 years ago. The Nihonbashi area, which prospered as a town of merchants, still serves as a base point of commerce and finance.



1 Fukutoku Shrine

Check out our website!



2 Picture scroll of Kida Shoran (Underground passage in Mitsukoshimae Station)

Metrolink Nihonbashi

Free bus connecting Yaesu, Kyobashi and the Nihonbashi area. Very useful for shopping or sightseeing.



Metrolink Nihonbashi E Line

Useful for moving from Tokyo Station towards Hamacho, Ningyocho and Kabutocho. Practical if you are going to the theater or exploring the neighborhood.



[Contact] HINOMARU LIMOUSINE CO., Ltd.
TEL.03-6903-3334 URL.<http://www.hinomaru.co.jp>

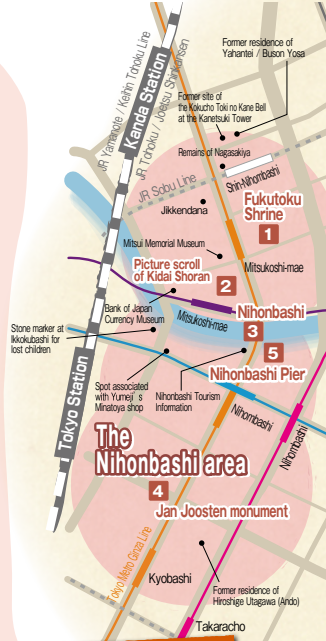
Recommended when touring the Nihonbashi area!

SKY HOP BUS

A route bus line with open-air double-decker tour busses. *Please see page 13 for details.



[Contact] Sky Bus Tokyo
TEL.03-3215-0008 (9:30~18:00)
URL.<http://www.skybus.jp/>



Walking around the Nihonbashi area

- 1 Fukutoku Shrine**
 ↓ Established more than 1,000 years ago, Shogun Tokugawa Ieyasu also visited this shrine. It is an Inari shrine that is famous for blessing prosperous business.
 ⚡ About 2 min.
- 2 Picture scroll of Kida Shoran (Underground passage in Mitsukoshimae Station)**
 ↓ The elaborately drawn picture scrolls depicting the Nihonbashi area of about 200 years ago can be seen at the underground passage below the main Mitsukoshi store in Nihonbashi.
 ⚡ About 3 min.
- 3 Nihonbashi**
 ↓ This bridge, which first served as the starting point of the five routes of the Edo era, was built in 1603.
 ⚡ About 10 min.
- 4 Jan Joosten monument**
 ↓ A monument dedicated to the Dutch sailor Jan Joosten, who came to Japan in 1600 and after whom the Yaesu area is named.

Now Open!

Nihonbashi Tourism Information

Designed for domestic and inbound visitors to the Nihonbashi area and providing information about river cruises and sightseeing in English, Chinese, Korean, etc. Products from venerable shops of Nihonbashi are also available.



Open all year from 10:00-17:00
(times might vary depending on the season)
<http://www.nihonbashi-info.tokyo/>



Touring the waterfront

Take a tour of the waterfront that was bustling with boats and fish markets during the Edo era.

The Nihonbashi River, where there were several locations for unloading cargo from across the country, was an important transportation passage during the Edo era. Here, you can enjoy reminiscing about the old scenery of those times on boat rides.

5 Nihonbashi Pier (Sojuro Riverbank)

Enjoy a ride on a small boat that crosses below a historic bridge while bringing back memories of the past. Experience a whole new kind of Tokyo scenery.

6 Yagenbori Fudojin Temple

One of the three great Fudo temples of Edo, said to have been built in 1585 and depicted in Hasegawa Settan's illustrated guide depicting the famous sights of Edo.



The Ningocho area



7 Ningocho

Walking around the Ningocho area

7 Ningocho

This area, which was filled with forms of entertainment such as Kabuki and puppet shows was given its name due to its large population of puppeteers.

🚶 About 5 min.

8 Amazake Yokocho

A charming street lined with old and unchanged shops as well as folksy restaurants.

🚶 About 7 min.

9 Meijiza

Various kinds of performances are given every day at this grand theater, which was opened 140 years ago.

In a downtown shitamachi atmosphere, where the liveliness of Edo lingers.

Originally known as the central entertainment district for the common people, the Ningocho area, which also gathered various types of culture, still retains its old vibrant downtown shitamachi atmosphere.



8 Amazake Yokocho



Amazake Yokocho is a commercial shopping street filled with a downtown shitamachi atmosphere and lined with establishments such as tofu and shamisen shops.



9 Meijiza

A town of entertainment and huge commercial facilities with attractions such as theaters and art galleries.

Roppongi/Akasaka

六本木・赤坂



Tokyo Sta. — Tokyo Metro Marunouchi Line — Kasumigaseki Sta. — Tokyo Metro Hibiya Line — Roppongi Sta. (13min.)

- Tokyo Metro
- Toei Subway
- Tourist Spots (pp.13-18)
- Tourist Spots (pp.61-69)
- Accommodation
- Shopping
- Art Gallery / Museum
- Subway Exit with an Elevator
- Subway Exit with an Elevator (No Exit Number)



1 TOKYO MIDTOWN

東京ミッドタウン

☎03-3475-3100

MAP P35B2



TOKYO MIDTOWN is a new style of complex city based on the concept of "high-quality daily life in midtown Tokyo". There are many stores, restaurants, a hotel, a richly green park, SUNTORY MUSEUM of ART, and more on the spacious premises.

- Roppongi (Subway: E23, H04)
- Fashion, Interior goods, Services: 11:00-20:00
- Food & Cafe: 11:00-21:00
- Restaurants & Bars: 11:00-23:00
- Varies according to the facility



2 Roppongi Hills

六本木ヒルズ

☎03-6406-6000

MAP P35C2



3 Azabu-Juban Shopping District

麻布十番商店街

MAP P35D3

This common shopping area has a history of more than 300 years. There are also many attractions such as antique markets, Rakugo (comic storytelling) shows and a Summer-end Festival.

- Azabu-juban (Subway: E22, N04)
- Varies according to the store



4 Akasaka Sacas

赤坂サカス

MAP P35A3



An entertainment complex with several halls for events hosted mainly by TBS, such as Sacas Plaza, and TBS AKASAKA ACT THEATER, as well as shops and restaurants.

- Akasaka (Subway: C06)
- Varies according to the store
- Open 365 days



Located in the center of Roppongi, this sprawling integrated urban development, known as Tokyo's "Cultural Heart", is a lifestyle destination featuring restaurants, high-end boutiques, a hotel, a cinema, and a museum.

- Roppongi (Subway: E23, H04)
- Varies according to the facility

2-a Roppongi Hills Observation Deck

六本木ヒルズ展望台

☎03-6406-6652

For a stunning panorama of the city, look no further than Tokyo City View on the 52nd floor of Mori Tower and a rooftop observatory, Sky Deck.

- Please refer to the official website

2-b Mori Garden

毛利庭園

☎03-6406-6000 (Roppongi Hills Information Center)

Mohri Garden is an oasis of lush greenery in Roppongi Hills featuring a lovely pond surrounded by trees offering shade. Cherry and Japanese maple trees stand among many other seasonal plants as well as public artworks.

- 7:00-23:00

5 AZABUDAI HILLS

麻布台ヒルズ

☎03-6433-8100

MAP P35C3



Surrounded by greenery, this facility offers a diversity of urban attractions and conveniences. Roughly 150 shops, including luxury brands, are here along with the new home of Odaiba's popular "Mori Building Digital Art Museum: Epson teamLab Borderless".

- Kamiyacho (Subway: H05)
- Please refer to the official website
- Open 365 days




Tour Roppongi's Art on the Road

Public Art and Design in Roppongi

MAP P35C2

Roppongi's reputation as a Tokyo art town is well-deserved: it is home to three major art museums, many small galleries, and the streets are filled with public artworks that anyone can enjoy for free. The 10-meter-high Maman (French for "mother") spider statue on the 66 Plaza, which is a gateway to Roppongi Hills, is one of the many famous artworks that brings people here. Why not take a stroll around the area and enjoy the art?



Shinjuku	13
Shibuya Harajuku Omotesando	15
Asakusa	17
Sumida Ryogoku	21
Ueno	23
Akihabara Ochanomizu	25
Ginza	27
Marunouchi	29
Nihonbashi	31
Roppongi Akasaka	35
Ikebukuro	37
Odaiba Ariake Aomi	39
Shiodome Shiba Takeshiba	41
Shinagawa	43
Ota	45
Shibamata	47
The Northern Tama Area	49
The Southern Tama Area	51
The Western Tama Area	53
Tokyo Islands	55
Nearby Prefectures	59
Park/Garden	61
Zoo/Botanical Garden	63
Amusement park	64
Museum	65

A town that lets you experience art and culture in addition to having exciting leisure facilities.

Ikebukuro

池袋

Tokyo Sta. 17min.

Tokyo Metro Marunouchi Line 17min.

Ikebukuro Sta.

Tokyo Sta. 24min.

JR Yamanote Line 24min.

Ikebukuro Sta.



- Tokyo Metro
- Toei Subway
- Tourist Spots (pp.13-58)
- Tourist Spots (pp.61-69)
- Accommodation
- Shopping
- Art Gallery / Museum
- Subway Exit with an Elevator
- Subway Exit with an Elevator (No Exit Number)



Tokyo Metropolitan Theatre
東京芸術劇場

Ikebukuro Sta. Station Numbers

JA	J5	JY	J1
12	21	13	01

1 Jiyugakuen Myonichikan
自由学園 明日館

Tokiwaso Manga Museum
豊島区立トキワ荘マンガミュージアム

Toshima-ku
豊島区

4 Zoshigaya Kishimojindo
雑司が谷 鬼子母神堂

- 3 Sunshine City**
サンシャインシティ
- 3a Sunshine Aquarium**
IKE-SUNPARK
- 3b Konica Minolta Planetarium Manten in Sunshine City**
- 3c The Ancient Orient Museum, Tokyo**
NAMJATOWN SUNSHINE 60 OBSERVATORY TENBOU-PARK

Higashi-Ikebukuro-yonchoe Sta.
東池袋四丁目駅

Toden-zoshigaya Sta.
都電雑司が谷駅

2 Zoshigaya Sta.
雑司が谷駅

Kishibojinmae Sta.
鬼子母神前駅

1 Jiyugakuen Myonichikan

自由学園 明日館

MAP P37C1

☎03-3971-7535 (Myonichikan office)



Designated as an Important Cultural Property, Myonichikan was designed by Frank Lloyd Wright in 1921 as a school building of Jiyugakuen. Myonichikan is open to the public and can be used as a wedding reception hall, concert hall or for other events. Visitors can see the inside of the building during the following days and hours. Ikebukuro (JR: JA12, JS21, JY13, Subway: F09, M25, Y09, Seibu: SI01, Tobu: TJ01) 10:00–16:00. Evening tours available on the 3rd Friday of each month (18:00–21:00) Tour on holiday once a month (10:00–17:00) Last admittance is 30 minutes before closing time Mondays (or the following day when it falls on a national holiday), New Year holidays Admission ¥500, Admission (including coffee) ¥800 (¥200 discount) *Please check the open days in advance.



2 Tokyo Metropolitan Theatre

東京芸術劇場

MAP P37B1

☎03-5391-2111



A cultural facility in Tokyo where various performances of classical music, theater, and dancing are held. It also has cafes, restaurants, shops and a post office. Ikebukuro (JR: JA12, JS21, JY13, Subway: F09, M25, Y09, Seibu: SI01, Tobu: TJ01) 9:00–22:00 No fixed holiday, New Year holidays Varies according to the show



3 Sunshine City

サンシャインシティ

MAP P37B3

☎03-3989-3331



A massive complex and a beloved Ikebukuro landmark for over forty years. In addition to "Sunshine 60 Building", which provides a panoramic view from one of the highest observatories and restaurants in the city, there are also hotels, entertainment facilities and specialty shopping streets. Higashi-Ikebukuro (Subway: Y10) Varies according to the facility Open 365 days (some facilities have scheduled closed days)



3-a Sunshine Aquarium

サンシャイン水族館

☎03-3989-3466



Japan's first urban-type hi-rise aquarium. Here, visitors can experience an extraordinary atmosphere surrounded by water and greenery based on the concept of "an oasis in the sky". In addition to African penguins and oriental small-clawed otters, "Kurage-kukan", a jellyfish area, opened in July 2020 to wide acclaim. 9:30–21:00 (10:00–18:00 in autumn and winter) *Admission until 1hr. before closing Adult ¥2,600–, Child ¥1,300–, Infant ¥800– (Subject to change)

4 Zoshigaya Kishimojindo

雑司ヶ谷 鬼子母神堂

MAP P37D3

☎03-3982-8347



Kishimojindo is a hall of Homyoji Temple that was built 1,200 years ago, enshrining the goddess of childbirth and children, Kishimojin. On the grounds, the stone statue of Kishimojin, a 700-year old ginkgo tree, and the main hall built in 1664 now designated as an Important Cultural Property, are all well worth seeing. Just about a 10 minute walk from Ikebukuro Station, this spot is a hidden gem. Zoshigaya (Subway: F10), Kishibojimmae (Tokyo Sakura Tram: SA27) 9:00–17:00 Open 365 days



3-b Konica Minolta Planetarium Manten in Sunshine City

ユニカミ/ルタプラナタリウム満天 in Sunshine City

☎03-3989-3546

Operated by a manufacturer of planetarium devices. Visitors can experience a new form of entertainment presented with surprisingly realistic imagery of starry skies with music and aromas. The wide reclining seats allow the show to be enjoyed in comfort. Weekday: 10:00–21:00, Saturdays, Sundays, holidays: 10:00–22:00 Closed when exhibits are being changed and during machine maintenance period Adult, high and junior high school student ¥1,600, Child (from 4 yrs. old and elementary school student) ¥1,000, "healing planetarium" relaxation program visitors ¥1,900 (Children under elementary school age are not allowed to enter)

3-c The Ancient Orient Museum, Tokyo

古代オリエント博物館

☎03-3989-3491



Here you'll find exhibits that include stone tools, earthenware, and statues of gods related to the ancient civilization of the Orient, humanity's oldest civilization that formed the foundation of world history. In addition to special exhibitions held several times a year, many hands-on workshops also offer fun for people of all ages. 10:00–17:00 (Admission until 16:30) Exhibition renewal period, New Year holidays (Please refer to the official website) Adult ¥600, college/high school student ¥500, junior high/elementary school student ¥200 (Except for special exhibitions) *Free admission for high/junior high/elementary (accompanied by a guardian) school students on Saturdays and Sundays during exhibition period of the museum collection.

Toshima, a town where manga and anime fuse together

Toshima City

MAP P37

The area around the Ikebukuro Station East Exit has many anime-related shops. In October 2023, "Anime Tokyo Station", where you can discover the world of both classic and latest anime, has opened. If you make a little trip further to Minaminagasaki, you will find the "Tokiwaso Manga Museum", a reconstruction of "Tokiwaso" apartment building, where legendary cartoonists, including Osamu Tezuka, spent their youth. Feel the manga and anime culture in Japan while strolling around the town.

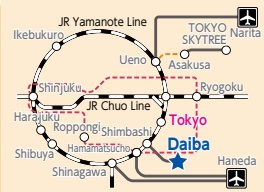


Shinjuku	13
Shibuya Harajuku Omotesando	15
Asakusa	17
Sumida Ryogoku	21
Ueno	23
Akihabara Ochanomizu	25
GINZA	27
Marunouchi	29
Nihonbashi	31
Roppongi Akasaka	35
Ikebukuro	37
Odaiba Ariake Aomi	39
Shiodome Shiba Takeshiba	41
Shinagawa	43
Ota	45
Shibamata	47
The Northern Tama Area	49
The Southern Tama Area	51
The Western Tama Area	53
Tokyo Islands	55
Nearby Prefectures	59
Park/Garden	61
Zoo/Botanical Garden	63
Amusement park	64
Museum	65

Huge amusement zone that offers a view of Tokyo Bay. It is also a fun place to shop and eat.

Odaiba/Ariake/Aomi

お台場・有明・青海



- Tokyo Metro
- Toei Subway
- Tourist Spots (pp.13-58)
- Tourist Spots (pp.61-69)
- Accommodation
- Shopping
- Art Gallery / Museum
- Subway Exit with an Elevator
- Subway Exit with an Elevator (No Exit Number)



1 Toyosu Market

東京都中央卸売市場豊洲市場

☎03-3520-8205

Moved from Tsukiji Market and opened in October 2018. Visitors can watch the tuna auction in the early morning and also enjoy shopping at around 70 shops and 40 restaurants. Visiting in the morning is recommended because many shops and restaurants close early afternoon. The square on the rooftop offers a sweeping view of the bay area and Tokyo Tower.

Shijo-mae (Yurikamome: U14)
 5:00-17:00 Sundays, holidays, and some Wednesdays



MAP P39A3



2 Odaiba Marine Park

お台場海浜公園

☎0570-088-081 (9:30-21:00)

Stellar views of Rainbow Bridge and Tokyo Tower make this park a popular photo spot where revelers also enjoy a variety of marine sports. During and after sunset, the view is also beautiful. Watching over the park is a Statue of Liberty, a replica sculpted from the same mold as the original in France, and a reminder of "The French Year in Japan," when the original was brought from Paris and displayed at this park for 1 year.

Odaiba-kaihinkoen (Yurikamome: U06)



MAP P39C1



3 Ariake Garden

有明ガーデン

☎0570-077-711

A large-scale complex opened in 2020 in the Tokyo Bay area. It comprises of about 200 large commercial facilities, including a MUJI store, one of the largest in the Kanto region, a spa, a hotel, a theater, and an exclusive-use theater of the Shiki Theatre Company.

Ariake (Yurikamome: U12),
 Ariake-tennis-no-mori (Yurikamome: U13), Kokusai-tenjijo (Rinkai Line: R03)
 Varies according to the facility



MAP P39B3



4 Fuji TV Headquarters

フジテレビ本社ビル

☎0570-088-081 (9:30-21:00)

Inside this Head Office building designed by the world renowned Japanese architect Tange Kenzo, are various facilities open to the public including a globe-shaped observatory, Fujisan Terrace on the 7th floor, shops and a museum.

Daiba (Yurikamome: U07), Tokyo Telexport (Rinkai Line: R04) Observatory 10:00-18:00 Mondays (following day in case of a national holiday) Observatory Adult ¥700, Junior high/elementary school student ¥450 *1: "Hachitama" Spherical Observation Room



MAP P39C2



5 AQUA CITY ODAIBA

アクアシティお台場

☎03-3599-4700

An entertainment-oriented shopping center with about 140 restaurants and shops. Tokyo Ramen Kokugikan Mai on the 5th floor is home to six popular ramen shops from around the country.

Daiba (Yurikamome: U07), Tokyo Telexport (Rinkai Line: R04)
 Shop: 11:00-21:00, Restaurant: 11:00-23:00 (varies according to the store), Food court: 11:00-21:00
 No fixed holiday



MAP P39C2



6 DiverCity Tokyo Plaza

ダイバーシティ東京プラザ

☎0570-012780

A "theatrical urban space" where everything from renowned domestic brands to famous Tokyo restaurants can be found. Tokyo Gourmet Stadium, the largest food court in the Odaiba area, provides a variety of places to eat.

Daiba (Yurikamome: U07), Tokyo Telexport (Rinkai Line: R04),
 Daiba (Yurikamome: U07)
 Shop: 10:00-21:00, Restaurant: 11:00-22:00, Food court: 10:00-22:00 (varies according to the store)
 *Please refer to the official website for weekday hours No fixed holiday



MAP P39C2



7 DECKS Tokyo Beach

デッキス東京ビーチ

☎03-3599-6500

A shopping center, with an open-air deck reminiscent of being on a ship, facing the Rainbow Bridge. Facilities such as "Madame Tussauds Tokyo", which has many wax figures of famous people on display, "LEGOLAND Discovery Center Tokyo", and "Tokyo Joypolis" are also popular.

Odaiba-kaihinkoen (Yurikamome: U06), Tokyo Telexport (Rinkai Line: R04) 11:00-21:00 (varies according to the store) *Please refer to the official website No fixed holiday



MAP P39C2



Take a walk and feel the sea breeze!

Parks in Odaiba and Rainbow Bridge

MAP P39

There are various parks including Odaiba Marine Park, Shiokaze Park with a barbecue area, and Daiba Park where can be seen remains of Shinagawa Daiba (batteries), a national historic site. There are many walking paths, so you can enjoy strolling around at your ease, or you can rent a bicycle. The Rainbow Bridge, a symbol of Odaiba, has a walking path as well. Let's take a 20-30 minute walk over the sea, about 1.7km each way.



Shinjuku	13
Shibuya Harajuku Omotesando	15
Asakusa	17
Sumida Ryogoku	21
Ueno	23
Akihabara Ochanomizu	25
GINZA	
Marunouchi	27
Marunouchi	29
Nihonbashi	31
Roppongi Akasaka	35
Ikebukuro	37
Odaiba Ariake Aomi	39
Shiodome Shiba Takeshiba	41
Shinagawa	43
Ota	45
Shibamata	47
The Northern Tama Area	49
The Southern Tama Area	51
The Western Tama Area	53
Tokyo Islands	55
Nearby Prefectures	59
Park/Garden	61
Zoo/Botanical Garden	63
Amusement park	64
Museum	65

In addition to the scenic gardens and temples, there are plenty of places to shop and dine.

Shiodome/Shiba/Takeshiba

汐留・芝・竹芝

Tokyo Sta.

JR Yamanote Line
3min.

Shimbashi Sta.

JR Yamanote Line
2min.

Hamamatsucho Sta.



- Tokyo Metro
- Toei Subway
- Tourist Spots (pp.61-68)
- Tourist Spots (pp.61-69)
- Accommodation
- Shopping
- Art Gallery / Museum
- Subway Exit with an Elevator
- Subway Exit with an Elevator (No Exit Number)



1 Tokyo Tower

東京タワー

☎03-3433-5111

MAP P41B1



Built in 1958, the broadcasting tower is 333m high. The "Top Deck Tour" offers a unique viewing experience, bringing participants to the 250m-high Top Deck. In addition, the view from the 150m-high Main Deck allows the depth of the metropolis to be felt more acutely.

- Akabanebashi (Subway: E21)
- Please refer to the official website
- Open 365 days
- Main Deck Adult ¥1,200, Top Deck Tour Adult ¥3,000



2 Zojoji Temple

増上寺

☎03-3432-1431

MAP P41B2



Founded in 1393 as a fundamental nenbutsu seminary of the Jodoshu School in East Japan, Zojoji later became the family temple of the Tokugawa shogunate. The wooden gate of the temple remains as the original architectural remainder of the early 17th century and is designated as an Important Cultural Property of Japan.

- Onarimon (Subway: I06)
- 9:00-17:00 Mausoleum of Tokugawa Shoguns and Treasure Exhibition Room: 11:00-15:00 (weekdays), 10:00-16:00 (Saturdays, Sundays, national holidays)
- Open 365 days
- Mausoleum of Tokugawa Shoguns and Treasure Exhibition Room: Tuesdays (Mausoleum of Tokugawa Shoguns ¥500, Treasure Exhibition Room ¥700)



3 Tokyo Bay Cruises

東京湾クルーズ

MAP P41C4

Takeshiba Pier and Hinode Pier are Tokyo's gateways to the sea. Here, visitors can board boats to visit nearby islands or go on cruises around Tokyo Bay, taking in the magnificent views while enjoying sumptuous meals and performances.

- Takeshiba (Yurikamome: U03), Hinode (Yurikamome: U04)



4 Shiodome SIO-SITE

汐留シオサイト

MAP P41A4



This area is a modern shopping and entertainment complex noted for its fascinating architectural structures, and convenient access to hotels and parks. Caretta Shiodome is home to a multitude of great restaurants, shops, a theater, and the Advertising Museum Tokyo. The Caretta winter illumination is an annual highly anticipated event that draws crowds every year. The Sky View (free admission) on the 46th floor offers great views of many of Tokyo's landmarks. Nearby Italia-gai (Italy Town) features buildings with traditional Italian architecture and cobbled streets, as well as stylish bars and cafes.

- Shiodome (Subway: E19, Yurikamome: U02)
- Varies according to the facility

5 WATERS takeshiba

WATERS takeshiba

MAP P41B4



WATERS takeshiba is a waterfront multiplex with a rich natural environment located in front of the Hama-rikyu Gardens. Facilities include a luxury hotel, Mesm Tokyo Autograph Collection, the JR East Shiki Theaters Haru and Aki, which are Shiki Theater Company's official performance venues, as well as Atré Takeshiba, which houses restaurants and a nightclub where you can sip drinks accompanied by an ocean view. Once you have enjoyed some of these pleasures, you may want to take the water bus to Asakusa and Odaiba.

- Hamamatsucho (JR: JK23, JY28, Tokyo Monorail: MO01), Daimon (Subway: A09, E20), Takeshiba (Yurikamome: U03)
- Varies according to the store
- No fixed holiday

6 Izakaya in Shinbashi

サラリーマンの街新橋

MAP P41A3



Shinbashi is one of the busiest central business districts in Tokyo and is famous for its numerous bars and eateries, known as izakaya. There are so many places that it will be hard to pick just one, but rest assured you will make some fantastic discoveries here.

- Shimbashi (JR: JK24, JO18, JT02, JY29, Subway: A10, G08, Yurikamome: U01)
- Varies according to the store



Shinjuku	13
Shibuya Harajuku Omotesando	15
Asakusa	17
Sumida Ryogoku	21
Ueno	23
Akihabara Ochanomizu	25
Ginza	27
Marunouchi	29
Nihonbashi	31
Roppongi Akasaka	35
Ikebukuro	37
Odaiba Ariake Aomi	39
Shiodome Shiba Takeshiba	41
Shinjagawa	43
Ota	45
Shibamata	47
The Northern Tama Area	49
The Southern Tama Area	51
The Western Tama Area	53
Tokyo Islands	55
Nearby Prefectures	59
Park/Garden	61
Zoo/Botanical Garden	63
Amusement park	64
Museum	65

The first posting station on the former Tokaido road. In recent years, it has been undergoing new developments and showing a new appeal.

Shinagawa

品川



Tokyo Sta.

JR Yamanote Line
12min.

Shinagawa Sta.

- Tokyo Metro
- Toei Subway
- Tourist Spots (pp.13-58)
- Tourist Spots (pp.61-69)
- Accommodation
- Shopping
- Art Gallery / Museum
- Subway Exit with an Elevator
- Subway Exit with an Elevator (No Exit Number)



43

2

3

4

1 Maxell Aqua Park Shinagawa

マクセルアクアパーク品川

MAP P43B3

☎03-5421-1111 (with audio guidance)



This is a cutting-edge entertainment facility where creatures are shown with sound, light, and images. Dolphin performances offer a dynamic excitement, which is different in the daytime and evening performances, or depending on the season, with different sound and light effects. You can encounter a variety of sea creatures in aquarium exhibits as well as enjoy a café bar and a carousel.

📍Shinagawa (JR: JK20, JO17, JT03, JY25, Keikyu: KK01) 🕒Please refer to the official website 🗄Open 365 days 💰Adult ¥2,500 *1: [Shinagawa Prince Hotel](#)




3 Houseboat (Shinagawa-ura)

屋形船(品川浦)

MAP P43B3/4,C3

The waterfront of Shinagawa-ura, which has been chosen by Shinagawa's residents as one of its hundred best sights, is still reminiscent of the fishing town that it was when it served as a major producer of dried seaweed during the Edo era. From here, you can ride a houseboat and enjoy a cruise of Tokyo that includes sights such as Odaiba and TOKYO SKYTREE.

📍Shinagawa (JR: JK20, JO17, JT03, JY25, Keikyu: KK01), Kitashinagawa (Keikyu: KK02)



5 HAPPO-EN

八芳園

MAP P43A2

☎0570-064-128



This wedding hall has a variety of restaurants on site, as well as a Japanese garden, which dates back to the Edo period. Take a stroll through the garden while appreciating the scenery throughout all four seasons or enjoy a meal at the "Thrush Café" or "RESTAURANT ENJU".

📍Shirokanedai (Subway: I02, N02) 🕒Varies according to the facility 🗄New Year holidays and summer holidays



6 Togoshiginza Shopping Street

戸越銀座商店街

MAP P43C1



For those looking for a deeper, or more retro experience of Tokyo, Togoshiginza is a must. This shotengai (shopping street) is about 1.3 kilometers long and features about 300 shops selling daily items and a whole array of typical Japanese snacks and dishes. Stop by to experience an area where only locals shop.

📍Togoshi-ginza (Tokyu: IK03), Togoshi (Subway: A04)

🗄Varies according to the store



2 Sengakuji Temple

泉岳寺

MAP P43A3

☎03-3441-5560



The Soto School temple was built by Tokugawa Ieyasu in 1612. It is known as the burial ground of the Forty-Seven Loyal Retainers. There are a bronze statue of Oishi Kuranosuke and graves of the loyal retainers.

📍Sengakuji (Subway: A07, Keikyu) 🕒7:00-17:00 *Akogishi Memorial Hall 9:00-16:00 (time of admittance) 🗄Please refer to the official website 💰Entrance is free and admission to the Akogishi Memorial Hall is ¥500



4 Tokaido "Shinagawa-shuku"

東海道「品川宿」

MAP P43C3/4,D4

☎03-5743-7642 (Shinagawa Tourism Association)



This was the first post station on the Tokaido road, a major thoroughfare that connected Edo and Kamigata (modern day Tokyo and the Kyoto-Osaka region, respectively). Its significance to travelers back then is still visible, indicated by the large number of shrines and temples along the way. Shinagawa-jinja Shrine sits on a small hill and boasts a miniature Mt. Fuji, called Fujizuka. Visitors are welcome to climb this 15-meter high stone structure with steps to take in a view of Shinagawa-shuku. Ebara-jinja Shrine is located alongside the Meguro River and is the only shrine in Tokyo where its mikoshi (portable shrine) is carried into the sea during festivals. This area also features numerous kagigori (shaved ice) shops and cafes, making it a wonderful place for a relaxing stroll.

📍Kitashinagawa (Keikyu: KK02), Shimbamba (Keikyu: KK03)

Shinjuku	13
Shibuya Harajuku Omotesando	15
Asakusa	17
Sumida Ryogoku	21
Ueno	23
Akihabara Ochanomizu	25
Ginza	27
Marunouchi	29
Nihonbashi	31
Roppongi Akasaka	35
Ikebukuro	37
Odaiba Ariake Aomi	39
Shiodome Shiba Takeshiba	41
Shinagawa	43
Ota	45
Shibamata	47
The Northern Tama Area	49
The Southern Tama Area	51
The Western Tama Area	53
Tokyo Islands	55
Nearby Prefectures	59
Park/Garden	61
Zoo/Botanical Garden	63
Amusement park	64
Museum	65

1 Tokyo International Airport (Haneda)

東京国際空港 (羽田)

MAP P45D4

☎03-5757-8111



Tokyo International Airport is the gateway to the skies of Japan. There are 3 terminals, No. 1, No. 2 and No. 3. In addition to observation decks, there are also souvenir shops and restaurants.

Haneda Airport Terminal 1 (Tokyo Monorail: MO10), Haneda Airport Terminal 2 (Tokyo Monorail: MO11), Haneda Airport Terminal 3 (Tokyo Monorail: MO08, Keiikyu: KK16), Haneda Airport Terminal 1-2 (Keiikyu: KK17)
 [Domestic] T1, T2: 5:00–24:00 [International] T2, T3: 24 hours
 Open 365 days

1-a Edo Market Place (Terminal 3)

江戸小路

Beneath the huge dynamic roof designed to resemble a cirrus cloud is a re-creation of an Edo townscape. The specially selected restaurants and fashion boutiques gathered here showcase Japanese tradition and culture. The Tokyo Brand PR center, #Tokyo Tokyo BASE, carries souvenirs of the city and promotes attractions of the metropolis.

Varies according to the store

1-b TOKYO POP TOWN (Terminal 3)

TOKYO POP TOWN

Here you can enjoy "Now" of Japan at TOKYO POP TOWN filled with popular character shops and hands-on display shops. One popular venue is a café where visitors can also enjoy a planetarium experience — the only one of its kind in an airport in Japan.

Varies according to the store

5 TOKYO CITY KEIBA

大井競馬場

MAP P45B2

☎03-3763-2151



As one of the largest horse race tracks of racing operated by local governments, this venue offers dynamic races held at nights called "Twinkle Races" (some held in daytime) as well as events and tasty food. With a convenient location not far from the center of Tokyo and Haneda Airport, it is a leisure spot where you can enjoy all day.

Oi Keibajo Mae (Tokyo Monorail: MO03)
 Varies according to the schedule
 No fixed holiday
 Admission fee ¥100 (free for children under 15 yrs. old)

2 HANEDA INNOVATION CITY

羽田イノベーションシティ

MAP P45D3



A large-scale complex that combines Japanese culture and advanced industries, including a hotel, a live performance hall, a convention facility, a research and development facility, and an advanced medical research center. Taste Japanese cuisine at the restaurants, take in a panorama view of the airport at the Skydeck footpath, enjoy self-driving buses using cutting-edge technology, and other attractions found only here.

Tenkubashi (Tokyo Monorail: MO07, Keiikyu: KK15)
 Varies according to the facility



3 Ikegami Honmonji Temple

池上本門寺

MAP P45C1

☎03-3752-2331



This is the temple where the saint, Nichiren, a spiritual leader in the Kamakura era, entered Nirvana. There are spectacular buildings in the large precincts of the temple such as the Great Hall and the Five-story Pagoda. On October 11 through 13 every year, the memorial services are held to the illustrious memory of Priest Nichiren. In particular, Mandoh-Neri-Kuyoh is a lantern parade with a crowd of 300,000 people held in the evening of October 12. Ikegami (Tokyu: IK13) Open 24 hours (Prayer ceremony at the Great Hall:10:00–15:00) Open 365 days



4 SHINAGAWA AQUARIUM

しながわ水族館


MAP P45B2

☎03-3762-3433



Original dolphin and sea lion shows can be enjoyed on the 1F Sea Surface Floor. The underground Sea Bottom Floor has many attractions such as the walk-through tunnel tank that makes you feel as if you were walking inside the ocean, the water tank that jellyfish elegantly swim in, and the Seal Hall.

Omori-kaigan (Keiikyu: KK07)
 10:00–17:00 (Admission until 30 min. before closing)
 Tuesdays, January 1
 Adult and high school student ¥1,350, Junior high/elementary school student ¥600, Child ¥300, 3 yrs. and younger: free



6 HANEDA AIRPORT GARDEN

羽田エアポートガーデン


MAP P45D3

☎0570-033-577



A complex directly connected to Haneda Airport Terminal 3. The wide assortment of facilities include 24-hour heated bathing areas, 2 brand hotels, shops and restaurants showcasing Japanese culture and technology, and a bus terminal connected to every region of the country.

Haneda Airport Terminal 3 (Tokyo Monorail: MO08, Keiikyu: KK16)
 Varies according to the facility/store
 Open 365 days
 Varies according to the facility



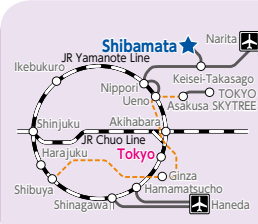
Shinjuku	13
Shibuya Harajuku Omotesando	15
Asakusa	17
Sumida Ryogoku	21
Ueno	23
Akihabara Ochanomizu	25
Ginza	27
Marunouchi	29
Nihonbashi	31
Roppongi Akasaka	35
Ikebukuro	37
Odaiba Ariake Aomi	39
Shiodome Shiba Takeshiba	41
Shinagawa	43
Ota	45
Shibamata	47
The Northern Tama Area	49
The Southern Tama Area	51
The Western Tama Area	53
Tokyo Islands	55
Nearby Prefectures	59
Park/Garden	61
Zoo/Botanical Garden	63
Amusement park	64
Museum	65

Plenty of sights to let you appreciate the stylish culture of downtown neighborhoods such as old structures that seem to take you on a trip back in time.

Shibamata

柴又

Tokyo Sta.
JR Yamamoto Line
Nippori Sta.
Keisei Line
Keisei-Takasago Sta.
Keisei Kanamachi Line
Shibamata Sta.
○ 40min.



TM Tokyo Metro
 TS Toei Subway
 ● Tourist Spots (pp.13-58)
 ● Tourist Spots (pp.61-69)
 🏠 Accommodation
 🛍️ Shopping
 🎨 Art Gallery / Museum
 1 Subway Exit with an Elevator
 EV Subway Exit with an Elevator (No Exit Number)



1 Shibamata Taishakuten (Kyozeizan Daikyoji Temple)


柴又釈天(経栄山 題経寺)

MAP P47C3

☎03-3657-2886

When passing through the gate of two gods made entirely of Japanese zelkova, there are impressive structures such as the Taishakudo (Kiken Castle), which enshrines Taishakuten, and the main temple. The Daikyakuden, which is a famous historical structure of Tokyo, and the garden with a waterfall are also magnificent. The fair celebrating Koshin Day, on which the Ita Honzon (wooden main deity) of Taishakuten is said to have been re-discovered, attracts many worshippers.

Shibamata (Keisei: KS50)
 9:00-16:00
 Open 365 days
 Free of charge (charged for the garden and Sculpture Gallery, until 16:00)



画像提供: 帝釈天題経寺

3 Katsushika Shibamata Tora-san Museum

葛飾柴又寅さん記念館

MAP P47D3

☎03-3657-3455

This is a memorial hall for "Otoko wa tsuraiyo", the comic film series that was a big hit with Kiyoshi Atsumi starring under the directorship of Yoji Yamada. Exhibited are materials offering the world of Tora-san, including the studio set used in the movie, models and films, which visitors will be able to enjoy seeing. TORAsan cafe is also annexed.

Shibamata (Keisei: KS50)
 9:00-17:00 (admission until 16:30)
 3rd Tuesday of the month (next weekday if it falls on a national holiday), 3rd Tuesday to Thursday of December
 *1: Shibamata Park



Katsushika Shibamata Tora-san Museum ©Shochiku Co., Ltd.

5 Katsushika-ku Yamamoto-tei

葛飾区山本亭

MAP P47C3

☎03-3657-8577

Built and renovated in the early 20th century, Yamamoto-tei is one of the famous modern Japanese architecture-style buildings in Tokyo. There are many attractions, including a beautiful garden featuring a fountain pond and a small artificial hill. It also offers sweets and drinks (charged) and is an excellent place for visitors to take a rest after strolling around Shibamata.

Shibamata (Keisei: KS50)
 9:00-17:00 (admission until 16:30)
 3rd Tuesday of the month (next weekday if it falls on a national holiday), 3rd Tuesday to Thursday of December
 *1: Shibamata Park



7 Shibamata Toy Museum

柴又のおもちゃ博物館

MAP P47D3

☎03-3673-2256

Katsushika City has been home to many of Japan's toy manufacturers for a long time, so perhaps it's no surprise there's a museum here dedicated to vintage toys. Rediscover your childhood in this Showa-style atmosphere, or explore items that ooze nostalgia for a whole nation.

Shibamata (Keisei: KS50)
 Saturdays, Sundays, holidays: 11:00-18:00
 Mondays to Fridays (except for holidays)
 Admission ¥200 (1 yr. and older) ¥100 discount, printed version of guide required



2 Taishakutensando

帝釈天参道

MAP P47C3

☎03-3650-9876 (Katsushika Tourist Association)

The street connecting Taishakuten Daikyoji Temple and Shibamata Station is lined with old shops. Its charm lies in its atmosphere with a deep sense of humanity – just like in the "Tora-san" movies – and also in delicious local foods, including handmade dumplings and rice crackers.

Shibamata (Keisei: KS50)
 Varies according to the facility



4 Yamada Yoji Museum

山田洋次ミュージアム

MAP P47D3

☎03-3657-3455

(Katsushika Shibamata Tora-san Museum)

Trace half a century of Director Yoji Yamada's film-making history while getting to know his thoughts, new aspects of his work, and the resonance of his films.

Shibamata (Keisei: KS50)
 9:00-17:00 (admission until 16:30)
 3rd Tuesday of the month (next weekday if it falls on a national holiday), 3rd Tuesday to Thursday of December
 *1: Shibamata Park



©Yamada Yoji Museum ©Shochiku Co., Ltd.

6 Yagiri-no-Watashi (ferry)

矢切の渡し

MAP P47C3

☎047-363-9357

This is one of the ferries floating across Edogawa River established by the Tokugawa government in the early Edo era. A ferryboat is available for visitors to ride.

Shibamata (Keisei: KS50)
 10:00-16:00
 Operating days: Summer: Open every day, may be closed some Mondays and Tuesdays in July and August. Winter: Only on Saturdays, Sundays, and holidays *Out of service in case of rain/bad weather.
 One way, per person ¥200 (junior high school student and older), ¥100 (4 yrs. old to elementary school student)



8 Mizumoto Park

水元公園

MAP P47A2

This is the largest waterside park in the 23 cities of Tokyo. It is most famous for its Japanese irises, which bloom in early June, but also features a Metasequoia forest and a wild bird sanctuary.

Kanamachi (JR: JL21), Keisei-Kanamachi (Keisei: KS51)
 Open 24 hours
 Open 365 days
 Free (extra fees for some facilities)



Shinjuku	13
Shibuya Harajuku Omotesando	15
Asakusa	17
Sumida Ryogoku	21
Ueno	23
Akihabara Ochanomizu	25
GINZA	
Marunouchi	27
Marunouchi	29
Nihonbashi	31
Roppongi Akasaka	35
Ikebukuro	37
Odaiba Ariake Aomi	39
Shiodome Shiba Takeshiba	41
Shinagawa	
Ota	43
Ota	45
Shibamata	47
The Northern Tama Area	49
The Southern Tama Area	51
The Western Tama Area	53
Tokyo Islands	55
Nearby Prefectures	59
Park/Garden	61
Zoo/Botanical Garden	63
Amusement park	64
Museum	65

An area dotted with scenic towns and beautiful temples and shrines, perfect for exploring on foot.

The Northern Tama Area

北多摩



- Tokyo Metro
- Toei Subway
- Tourist Spots (pp.13-58)
- Tourist Spots (pp.61-69)
- Accommodation
- Shopping
- Art Gallery / Museum
- Subway Exit with an Elevator
- Subway Exit with an Elevator (No Exit Number)



1 Jindaiji Temple

深大寺

☎042-486-5511

This ancient temple was founded in 733. Here visitors will find the 7th-century bronze Shakya Nyorai statue, the only National Treasure among the statues of Buddha enshrined in temples in Tokyo. The temple's specialty soba noodles is a must-try.

10 min. bus ride from Chofu (Keio: KO18) or Tsutsuji-gaoka (Keio: KO14)
 9:00–17:00 Open 365 days



MAP P49C4



2 Ookunitama-jinja Shrine

大國魂神社

☎042-362-2130

One of the oldest shrines in Tokyo, built in honor of the Grand God of Ookunitama, the guardian deity of the Musashi region.

Fuchu (Keio: KO24), Fuchuhommachi (JR: JN20, JM35)
 April 1–September 14: 6:00–17:00, September 15–March 31: 6:30–17:00
 Open 365 days
 Treasure house admission fee ¥200 (open on Saturdays, Sundays, and holidays)



MAP P49C3



3 Showa Kinen Park

国営昭和記念公園

☎042-528-1751

Built as part of the celebrations marking the 50th year of Emperor Showa's reign. In addition to barbecues and various sports, visitors can enjoy seasonal sights and events all through the year, such as the flower relay that starts at the cherry blossoms, the fireworks festival, the cosmos garden, and the autumn leaves festival.

Nishi-Tachikawa (JR: JC51) 9:30–17:00 (until 16:30 from November 1 until the end of February–varies according to the season) January 1, the 4th Monday and the following day of January, and December 31 (the Emperor Showa Memorial Museum is closed on Mondays, Fridays, and during preparations for special exhibitions) Adult ¥450, Junior high school student and younger: free, Senior citizen ¥210 (proof of age required)



MAP P49B2



4 Tamagawajosui Headrace

玉川上水

MAP P49B3

The waterway conduit that sustained the development of Edo/Tokyo. It became an Official National Historic Site in 2003, which marked the 350th anniversary of its completion. The richly green walking paths at both banks are places of relaxation for those who visit and have been designated National Places of Scenic Beauty with their rows of mountain cherry blossoms around the Koganei Bridge.

Musashi-Koganei (JR: JC15)



5 Kichijoji Harmonica Yokocho

吉祥寺ハーモニカ横丁

MAP P49B4

Named for its alleyways that line up parallel to each other much like harmonica reeds, this area is a narrow maze of restaurants, clothing shops, miscellaneous good shops, florist shops, fish shops and others. Formerly an underground flea market, this quarter has a friendly, retro atmosphere with lots to explore.

Kichijoji (JR: JB02, JC11, Keio: IN17)

Varies according to the store



6 Sayama Hills and Lake Tama

狭山丘陵と多摩湖

MAP P49A2

Noyama-Kita Rokudoyama Park is a vast area with deep forests, open green fields, an athletic park, rice paddies, and a traditional folk-house visitors can explore free of charge. Murayama Reservoir, known as Lake Tama, is a manmade lake completed in 1927. Many people enjoy walking around Lake Tama and the adjacent Sayama Park.

Tamako (Seibu: ST07, SY01)

*1: Sayama Park



7 Tamarokuto Science Center

多摩六都科学館

MAP P49B3

☎042-469-6100

This interactive museum allows all people from children to adults to explore the natural world and outer space, as well as the inner workings of machinery and the human body. This is one of the world's largest planetarium domes, capable of projecting more than 140 million stars.

Hana-koganei (Seibu: SS18)

9:30–17:00 Mondays, the following day of a national holiday, New Year holidays, temporary closures

Admission Adult ¥520, 4 yrs. old to high school student ¥210 *Extra charge for the planetarium and dome theater



8 JRA Tokyo Racecourse

東京競馬場

MAP P49C3

Nothing beats the excitement of a day at the races, and Tokyo is no exception. Whether you are there to place bets or just watch the horses run, there is something for everyone. There is also a large park, a playground and even a racing museum.

Fuchukeiba-seiommae (Keio: KO46), Higashi-fuchu (Keio: KO23), Fuchuhommachi (JR: JN20, JM35)
 Please refer to the official website



Shinjuku	13
Shibuya Harajuku Omotesando	15
Asakusa	17
Sumida Ryogoku	21
Ueno	23
Akihabara Ochanomizu	25
GINZA	
Marunouchi	27
Nihonbashi	31
Roppongi Akasaka	35
Ikebukuro	37
Odaiba Ariake Aomi	39
Shiodome Shiba Takeshiba	41
Shinagawa	43
Ota	45
Shibamata	47
The Northern Tama Area	49
The Southern Tama Area	51
The Western Tama Area	53
Tokyo Islands	55
Nearby Prefectures	59
Park/Garden	61
Zoo/Botanical Garden	63
Amusement park	64
Museum	65

Hikers and culture lovers alike will love this region, as it has the best of both worlds.

The Southern Tama Area

南多摩

Tokyo Sta. — JR Chuo Line — Shinjuku Sta. — Odakyu Line — Machida Sta. (57min.)

Tokyo Sta. — JR Chuo Line — Shinjuku Sta. — Keio Line — Takahatafudo Sta. (35min.) — Keio Line — Takaosanguchi Sta. (20min.)

🚇 Tokyo Metro
🚇 Toei Subway
📍 Tourist Spots (pp.13-58)
📍 Tourist Spots (pp.61-69)
🏠 Accommodation
🛍 Shopping
🎨 Art Gallery / Museum
🚏 Subway Exit with an Elevator
🚏 Subway Exit with an Elevator (No Exit Number)



Kanagawa
神奈川県



Mt. Takao - Home of the Mysterious Tengu

Mt. Takao, Yakuoin Temple

(MAP) P51B1

It is said that Mt. Takao is home to long-nosed demon-like beings called Tengu. They are guardians of this sacred mountain and come after you if you have bad intentions, while those who are pure of heart have nothing to fear. You can buy Tengu talismans to protect you from harm at Yakuoin Temple.

0 2km 10km

1 Mt. Takao

高尾山

MAP P51B1

☎042-673-3461 (Takaosanguchi Tourist Office)



Mt. Takao is a 599-meter high mountain on the west side of Tokyo. Not only does it have a number of different trails of varying difficulties and lengths, there are also onsens (hot springs) in the area so hikers can rest their aching muscles after a long day on the trails. The area is also famous for its soba nabe and has several stellar restaurants both at the foot and the summit of the mountain.

Yakuoin Temple was established on the mountain over 1,000 years ago and is famous for Buddhist 'shojin-ryori' style vegetarian cuisine (reservation required). A Fire-walking Festival is held every spring.

The TRICK ART MUSEUM has optical illusions galore, perfect for fun and fascinating photos. (¥200 discount)

For those more interested in the science of Japan's nature, TAKAO 599 MUSEUM features the local flora and fauna and history, and hiking manners (free admission).

The Takao Monkey Park and the Wild Plant Garden feature about 80 monkeys and about 300 kinds of native wildflowers.

☎ Get off at Takaosanguchi (Keio: KO53), get on the Mt. Takao Railway, cable car to Takaosan Sta. or on the chair lift to Sanjo Sta. and walk about 40 min. to reach the top

*1: Inside Takaosanguchi Sta., TAKAO 599 MUSEUM, near the top of Mt. Takao, Hachioji Municipal Takaosanroku Parking Lot *2: Hachioji Municipal Takaosanroku Parking Lot *3: Takaosanguchi Sta., Takao Visitor Center, The TRICK ART MUSEUM, TAKAO 599 MUSEUM

2 Takahata Fudosen Temple

高幡不動尊

MAP P51B3

☎042-591-0032

The precincts of the temple of the Shingon Sect of Buddhism are dotted with cultural properties such as the Fudo-do, the Niomon Gate, the Five-story Pagoda, the monument of Shinsengumi and the statue of Vice-Captain Hijikata Toshizo.

- ☎ Takahatafudo (Keio: KO29, Tama Monorail: TT07)
- 🕒 The precincts open 24 hours
- 🗓 Open 365 days



3 Machida Yakushiike Park

町田薬師池公園 四季彩の杜 薬師池

MAP P51C4

Designated as a Place of Scenic Beauty of Tokyo Metropolis and a Place of Shin Tokyo Hyakkei (100 New Scenic Places in Tokyo), this is a park representing Machida. With a pond in the center, trees and flowers such as ume (Japanese plum), cherry blossoms, wisteria, Oga lotuses and maples can be enjoyed every season. Two old houses built in the Edo period and moved to the park show how people lived in those days.

- 🕒 30 min. bus ride from Machida (Odakyu: OH27) 6:00-18:00 (June-August: 6:00-19:00)



4 Machida City Museum of Graphic Arts

町田市立国際版画美術館

MAP P51C4

☎042-726-2771

One of the few museums in the world dedicated to prints, this facility boasts a collection of over 30,000 Japanese and Western prints ranging from eighth century Buddhist woodblock art to contemporary prints. Printmaking classes are held regularly; see website for schedule.

- ☎ Machida (JR: JH23, Odakyu: OH27) 🕒 Weekday: 10:00-17:00, Saturdays, Sundays, holidays: 10:00-17:30 🗓 Mondays (or the following day when it falls on a national/substitute holidays), December 28-January 4 📌 Varies according to the exhibition *1: No Wi-Fi at some locations



5 Tama Monorail

多摩都市モノレール

MAP P51A3,B3

Not only can the monorail transport you to fun destinations such as Tokyo Hello Kitty Land, Tama Zoological Park, and Showa Kinen Park, it is also an attraction in itself! As the track is several meters above ground, travelers get a great panoramic view of the area as they ride.

*1: Each station

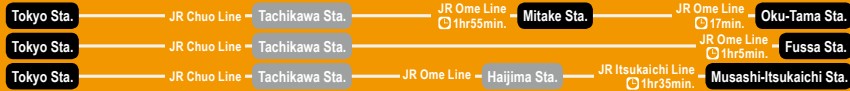


Shinjuku	13
Shibuya Harajuku Omotesando	15
Asakusa	17
Sumida Ryogoku	21
Ueno	23
Akihabara Ochanomizu	25
GINZA	
Marunouchi	27
Nihonbashi	31
Roppongi Akasaka	35
Ikebukuro	37
Odaiba Ariake Aomi	39
Shiodome Shiba Takeshiba	41
Shinjagawa	43
Ota	45
Shibamata	47
The Northern Tama Area	49
The Southern Tama Area	51
The Western Tama Area	53
Tokyo Islands	55
Nearby Prefectures	59
Park/Garden	61
Zoo/Botanical Garden	63
Amusement park	64
Museum	65

Surrounded by mountains and forests, this area is a treasure trove of natural scenery. Come here for fresh air and a fresh outlook!

The Western Tama Area

西多摩



Tokyo Metro Toei Subway Tourist Spots (pp.13-58) Tourist Spots (pp.61-69) Accommodation Shopping Art Gallery / Museum Subway Exit with an Elevator Subway Exit with an Elevator (No Exit Number)



Tama Sake Brewery Visits

The Western Tama Area (MAP P53B3, B4)

West Tama is perfect for sake lovers as it hosts several sake breweries, many of which offer brewery tours and tastings. Tokyo's oldest, Ozawa Brewery in Ome, started over 300 years ago. In Fussa, Ishikawa Brewery brews sake and beer. Many more breweries await your visit!



Ozawa Brewery

Let's take our trash with us

West Tama has a wealth of natural wonders. While enjoying time in the great outdoors, we appreciate your efforts to leave no trash behind and take it with you. Your efforts help keep the region healthy and beautiful.

Toilet for the Disabled

Parking Exclusively for the Disabled

Parking Available for the Disabled

FREE Wi-Fi

Access

Open Hours

Closed

Admission

Telephone Number

1 Mt. Mitake

御岳山


☎0428-78-9363 (Mitake Visitor Center)

MAP P53B2



Rising to a peak elevation of 929 meters, the mountain is full of wild plants and birds all through the year and is one of the most famous spots in Japan for viewing the "false anemones" that bloom in the summer. There are also plenty of hiking courses. The night view when staying at a temple lodge is beautiful.

10 min. bus ride from Mitake (JR: JC69), then 6 min. cable car ride from Takimoto Sta. on Mitake Tozan Railways *1: One place each at Mitake Visitor Center, Mitake-daira and Maruyamaenchi *2: Mitake Visitor Center



2 Fussa

福生

☎042-530-2341 (Fussa Tourist Information Center)

MAP P53B4



A town full of the charms from both Japan and the West, such as two sake breweries that have been around since the Edo era, a shopping district with an American appeal in front of the US Yokota Air Base, and the famous local Fussa-dog hot dogs. The city's grandest event, the Fussa Tanabata Festival, is a lively affair with thousands of visitors.

Fussa (JR: JC57)



3 Nippara Limestone Caves

日原鍾乳洞

☎0428-83-8491

MAP P53A1



The biggest limestone cave in the Kanto region. The 40-minute cave tour is popular.

35 min. bus ride from Oku-Tama (JR: JC74)

9:00–17:00 (April – November), 9:00–16:30 (December – March)

New Year holidays

Adult ¥900, Junior high school student ¥700, Elementary school student ¥600



4 Hot Springs in Tama

多摩の温泉



The Tama area is dotted with hot springs (onsen) and related facilities can be reached on a one-day trip from Tokyo.

5 Lake Okutama

奥多摩湖

MAP P53B1



This artificial lake was created with the construction of the Ogouchi Dam. The seasonal views from the Ogouchi Dam Observatory are popular.

15 min. bus ride from Oku-Tama (JR: JC74)



4-a Shogai Seishun-no yu Tsuru-tsuru Onsen

生涯青春の満つる温泉

☎042-597-1126

MAP P53B3



20 min. bus ride from Musashi-Itsukaichi (JR: JC86)

10:00–20:00 (Admission until 19:00)

3rd Tuesday (or the following day when it falls on a national holiday)

*Irregularly closed

Adult ¥960 (3 hours)

4-b Hinohara Village Onsen Kazumanoyu

檜原温泉センター 数馬の湯

☎042-598-6789

MAP P53B2



1 hr bus ride from Musashi-Itsukaichi (JR: JC86)

10:00–19:00 Mondays (or the following day when it falls on a national holiday) *Irregularly closed Adult ¥980

4-c Okutama Onsen Moeginoyu

奥多摩温泉もえぎの湯

☎0428-82-7770

MAP P53B2

MAP P53B3



Oku-Tama (JR: JC74) 10:00–20:00 (April – November), 10:00–19:00 (December – March) *Admission until 1 hr. before closing

Mondays (or the following day when it falls on a national holiday)

Adult ¥950 (Varies according to the season)

*Closed until March 2024 due to renovation work.

4-d Hot spring "Seoto-no-Yu" at Akigawa Valley

秋川渓谷 瀬音の湯

☎042-595-2614

MAP P53B3



17 min. bus ride from Musashi-Itsukaichi (JR: JC86)

10:00–22:00 (Admission until 21:00)

Tuesdays

Adult ¥1,000 (3 hours)

6 Akigawa Valley

秋川渓谷

☎042-558-1111 (Tourism Division)

MAP P53B3



A valley surrounded by rich rustic scenery. Its appeal lies in the natural environment that lets you enjoy the beauty of all four seasons. Here, you can enjoy outdoor activities while walking along the valley or viewing the mountain streams under the blue sky.

Walk or bus from Musashi-Itsukaichi (JR: JC86) (time varies depending on the destination)

*1: No Wi-Fi at some locations



*For other hot spring facilities, call Ohtama Tourist Association ☎0428-22-3525 (weekdays 9:00–17:00)

Shinjuku

13

Shibuya
Harajuku
Omotesando 15

Asakusa

17

Sumida
Ryogoku 21

Ueno

23

Akihabara
Ochanomizu 25

GINZA

27

Marunouchi
29

Nihonbashi
31

Roppongi
Akasaka 35

Ikebukuro
37

Odaiba
Ariake
Aomi 39

Shiodome
Shiba
Takeshiba 41

Shinjuku
43

Ota
45

Shibamata
47

The Northern
Tama Area
49

The Southern
Tama Area
51

The Western
Tama Area
53

Tokyo Islands
55

Nearby
Prefectures
59

Park/Garden
61

Zoo/Botanical
Garden
63

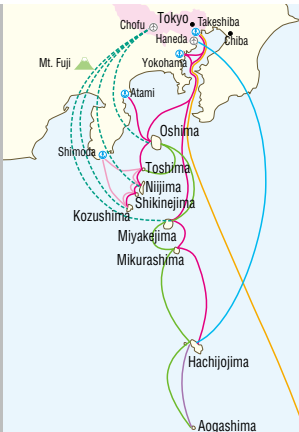
Amusement
park
64

Museum
65

An area that you can access from Tokyo by ship or plane. Here, you can enjoy pristine nature.

Tokyo Islands

島しょ地域



Izu Islands

The generic name for the islands, belonging to the Tokyo Metropolis adopted since the Meiji era, covers 7 Izu islands as well as the small islands scattered in the south of Sagami Bay such as Aogashima and Torishima. Some of them have hot springs because they are located in Mt. Fuji's volcanic belt.

From Tokyo To:

- Oshima..... About 120km
- Toshima..... About 147km
- Niijima..... About 163km
- Shikinejima..... About 171km
- Miyakejima..... About 186km
- Kozushima..... About 188km
- Mikurashima..... About 209km
- Hachijojima..... About 297km
- Aogashima..... About 357km



Air



☎0570-029-222
www.ana.co.jp/en/jp/



☎0422-31-4191
www.central-air.co.jp/en/



Toho Air Service

☎04996-2-5200
www.tohoair.co.jp/english/



Tokai Kisen

☎03-5472-9999
www.tokaikisen.co.jp/en/

Shinshin Kisen

☎0558-22-2626
shinshin-kisen.jp/

Ogasawara Kaiun

☎03-3451-5171
www.ogasawarakaiun.co.jp/english/

Izu Shoto Kaihatsu

☎03-3455-3090
izu-syotou.jp/index_e.php

*The time required for access to each island is shown. Please note that the times shown may vary depending on the season and weather. For details on times, please contact the transportation companies listed above.

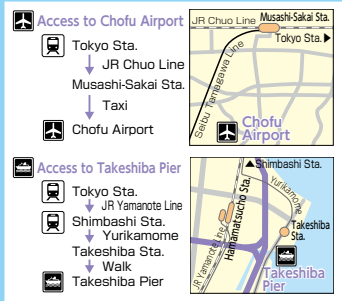
Information on the Island Region

TOKYO ISLANDS.COM

www.tokyo-islands.com/

☎03-3436-6955

(Tokyo Islands Tourist Federation)



Ogasawara Islands

The islands located in the south of Tokyo, consisting of Chichijima, Hahajima, Mukojima and Iwo Islands belong entirely to the Tokyo Metropolis. They were allegedly discovered by Sadayori Ogasawara in 1593.

From Tokyo To:

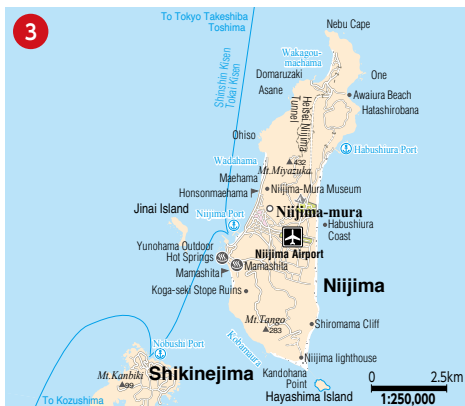
- Chichijima..... About 1,000km
- Hahajima..... About 1,050km

• Nishinoshima



Izu Islands

Oshima, Toshima, Niijima, Shikinejima




1 Oshima 大島

☎04992-2-2177
(Oshima Tourism general incorporated Association)

The largest of Izu islands is a well-known tourist spot with Mt. Mihara as its major attraction. The island's camellia oil, a local product, and hot springs are also famous.

🕒 1 hr 45 min. Jetfoil trip or 8 hr by vessel (overnight) from Takeshiba Pier
✈️ 30 min. flight from Chofu Airport



2 Toshima 利島

☎04992-9-0046
(Toshima Workfare Hall)

Though it is a small island of 8km in circumference with a population of about 300 people, its camellia oil production is one of the largest in Japan. This island is filled with camellias and hiking in the camellia terrace fields is recommended.

🕒 2 hr 25 min. Jetfoil trip or 9 hr 40 min. by vessel (overnight) from Takeshiba Pier
*1: Toshima Port



3 Niijima 新島

☎04992-5-0001 (Niijima Vil. Tourist Information Center)

Habushiura, a about 7km long beautiful sand beach, is a "sacred place" for surfers. A Greek-temple-style open-air bath offers a splendid view.

🕒 3 hr Jetfoil trip or 10 hr by vessel (overnight) from Takeshiba Pier
✈️ 40 min. flight from Chofu Airport
*1: Niijima Port / Niijima Airport



4 Shikinejima 式根島

☎04992-7-0170
(Shikinejima Tourist Association)

The island has four family-friendly beaches, including Tomari Beach, which was selected as one of the Best 88 Beaches in Japan. Visitors can also enjoy diving, fishing and onsen hot springs.

🕒 3 hr Jetfoil trip or 11 hr by vessel (overnight) from Takeshiba Pier
✈️ 35 min. flight from Chofu Airport to Niijima, then 15 min. by shuttle boat
*1: Nobushi Port



Shinjuku	13
Shibuya	
Harajuku	
Omotesando	15
Asakusa	
	17
Sumida	
Ryogoku	21
Ueno	
	23
Akihabara	
Ochanomizu	25
GINZA	
	27
Marunouchi	
	29
Nihonbashi	
	31
Roppongi	
AKASAKA	35
Ikebukuro	
	37
Odaiba	
Ariake	
Aomi	39
Shiodome	
Shiba	
Takeshiba	41
Shinagawa	
	43
Ota	
	45
Shibamata	
	47
The Northern	
Tama Area	49
The Southern	
Tama Area	51
The Western	
Tama Area	53
Tokyo Islands	
	55
Nearby	
Prefectures	59
Park/Garden	
	61
Zoo/Botanical	
Garden	63
Amusement	
park	64
Museum	
	65

Izu Islands

Kozushima, Miyakejima, Mikurashima,
Hachijojima, Aogashima



5 Kozushima 神津島

☎04992-8-0321
(Kozushima Tourist Association)

The island is famous for its beautiful natural scenery with Mt. Tenjo in the background, the marine sports that can be enjoyed in its very clear waters, and its pleasant hot springs.

🕒 3 hr 45 min. Jfoilo trip or 12 hr by vessel (overnight) from Takeshiba Pier
🕒 40 min. flight from Chofu Airport
*1: Kozushima Port / Kozushima Airport



6 Miyakejima 三宅島

☎04994-5-1144
(Miyakejima Tourist Association)

Volcanic Miyakejima, where visitors can sing with the birds, swim with the fish and lift their spirits with the island's traditional arts. Miyakejima offers a healing, reflective respite, where the power of the earth and the source of life can be felt.

🕒 6 hr 30 min. by vessel (overnight) from Takeshiba Pier
🕒 50 min. flight from Chofu Airport
*1: Ako Port



7 Mikurashima 御蔵島

☎04994-8-2022
(Mikurashima Tourist Association)

This island surrounded by sheer cliffs located about 200km south of Takeshiba Pier is known for the wild dolphins observed in the near-by ocean.

🕒 7 hr 35 min. by vessel (overnight) from Takeshiba Pier
*1: Mikurashima Port



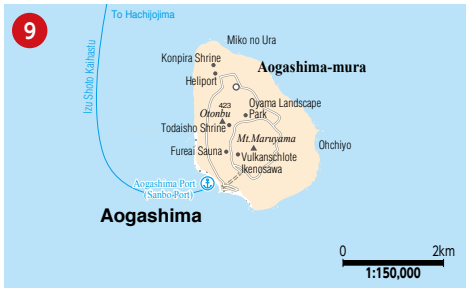
8 Hachijojima 八丈島

☎04996-2-1377
(Hachijojima Tourist Association)

A gourd-shaped island filled with many pleasant surprises of nature such as beautiful waters, mountains, and hot springs. It can be reached in just fifty minutes from Haneda Airport.

🕒 11 hr by vessel (overnight) from Takeshiba Pier
🕒 50 min. flight from Haneda Airport
*1: Kaminato Port / Yaene Port





9 Aogashima

青ヶ島

☎04996-9-0111
(Aogashima Village Municipal Office)

A small volcanic island located at the south end of the Izu Islands featuring a world rarity, the "Hingya" double volcano. Its distilled spirit named Aochu (Aogashima Shochu) is a special local product.

🚢 3 hr boat ride or 20 min. helicopter flight from Hachiojima

*1: Aogashima Port



Ogasawara Islands

Chichijima, Hahajima

1 Chichijima

父島

☎04998-2-2587
(Ogasawaramura Tourist Association)

The main island among the Ogasawara Islands is Chichijima, where the main municipal offices of Ogasawara are located. Enjoy diving and swimming with dolphins throughout the year.

🚢 24 hr boat ride from Takeshiba Pier

*1: Futami Port



2 Hahajima

母島

☎04998-3-2300
(Ogasawara Hahajima Tourist Association)

Trek through the World Heritage-designated forests of Tokyo's southernmost inhabited island.

🚢 2 hr boat ride from Chichijima

*1: Hahajima Port



Shinjuku	13
Shibuya	14
Harajuku	15
Omotenashi	15
Asakusa	17
Sumida	17
Ryogoku	21
Ueno	23
Akihabara	23
Ochanomizu	25
Ginza	27
Marunouchi	29
Nihonbashi	31
Roppongi	35
Akasaka	35
Ikebukuro	37
Odalba	39
Ariake	39
Aomi	39
Shiodome	41
Shiba	41
Takeshiba	41
Shinjyuku	43
Ota	45
Shibamata	47
The Northern Tama Area	49
The Southern Tama Area	51
The Western Tama Area	53
Tokyo Islands	55
Nearby Prefectures	59
Park/Garden	61
Zoo/Botanical Garden	63
Amusement park	64
Museum	65

Sightseeing Spots in Nearby Prefectures

Tokyo is a conveniently accessible city.

That is why it is a good idea to go sightseeing in nearby locations.

Take a short trip away from Tokyo and find the true beauty of Japan.

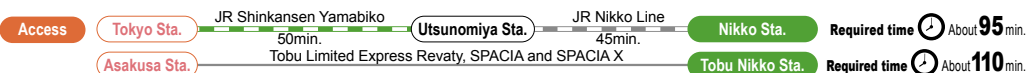


Nikko

〈Tochigi〉

An international sightseeing destination home to “Nikko Toshogu Shrine”

Among the Shrines and Temples of Nikko now registered as World Heritage sites, “Nikko Toshogu Shrine” is the mausoleum built for Tokugawa Ieyasu, the founder of the Tokugawa shogunate. Praised far and wide, its glorious beauty is well worth a visit.



Karuizawa

〈Nagano〉

A highland resort surrounded by nature

Karuizawa is one of the most famous highland resorts in Japan. It is nice and cool even in summer, attracting many people as a perfect place for a summer retreat. The Kyu-Karuizawa Ginza shopping street is lined with many chic shops and cafés. If you go further down the street, you can find a historical church, surrounded by trees. There are also a shopping mall, golf courses, and ski areas, so you can enjoy yourself in various ways.



Famous Onsen Towns in Nearby Prefectures



Atami

〈Shizuoka〉

Enjoy strolling through the onsen town and bathing

Facing the Pacific Ocean, Atami offers a great view of the beautiful ocean. The area has historically attracted many eminent figures of Japan, and is now familiarly known as an onsen area that is easily accessible from Tokyo. The town has onsen hotels and numerous onsen spots with superb views, allowing visitors to casually enjoy visiting multiple hot springs. You can also enjoy delicious dishes with fresh local fish and also popular fireworks events, which are held throughout the year.





Lake Kawaguchiko

(Yamanashi)

Enjoy the seasonal views of Mount Fuji

Mount Fuji is the highest peak of the nation, standing 3,776 m tall. The five lakes at the foot of Mount Fuji's north side collectively known as "Fuji Goko", meaning "Fuji Five Lakes", are excellent vantage points to view the iconic mountain. Among them, Lake Kawaguchiko is the most popular for its stunning seasonal scenery all year round. You can go up to the 5th station of the mountain from Kawaguchiko Station by bus.

Access Shinjuku Sta.

Chuo highway bus

Kawaguchiko Sta.

Required time ⌚ About 115 min.

Kamakura

(Kanagawa)

Kamakura is rich in history and culture

The ancient city of Kamakura, which is about an hour away from Tokyo, has one of the highest numbers of cultural assets in Japan and is a popular spot that is always crowded with tourists. The hills, seaside, and streets are all packed into one small town, making it a perfect destination for a short trip. Although there are many old and historic temples and shrines here, you can also find modern and classical cafes and variety stores, as well as enjoy dishes made with fresh seafood.



Access Tokyo Sta.

JR Yokosuka Line

Kamakura Sta.

Required time ⌚ About 60 min.



Hakone

(Kanagawa)

Enjoy bathing in a hot springs town consisting of over 20 hot springs

Hakone, which has been a famous town of hot springs for ages, has not only hot springs, but an atmospheric townscape, shrines and temples, and an abundance of natural scenery as well. Mount Fuji, known as the symbol of Japan, can also be seen from here as well if you go to Lake Ashi by bus or ropeway gondola.

Access Shinjuku Sta.

Odakyu Limited Express "Romancecar"

Hakone Yumoto Sta.

Required time ⌚ About 90 min.

Tokyo Sta.

JR Shinkansen Kodama
35min.

Odawara Sta.

Hakone Tozan Line
17min.

Hakone Yumoto Sta.

Required time ⌚ About 60 min.

Shinjuku

13

Shibuya
Harajuku
Omotesando

15

Asakusa

17

Sumida
Ryogoku

21

Ueno

23

Akihabara
Ochanomizu

25

Ginza

27

Marunouchi

29

Nihonbashi

31

Roppongi
Akasaka

35

Ikebukuro

37

Odalba
Ariake
Aomi

39

Shiodome
Shiba
Takeshiba

41

Shinagawa

43

Ota

45

Shibamata

47

The Northern
Tama Area

49

The Southern
Tama Area

51

The Western
Tama Area

53

Tokyo Islands

55

Nearby
Prefectures

59

Park/Garden

61

Zoo/Botanical
Garden

63

Amusement
park

64

Museum

65

Tourist Spots

Gardens,
Amusement
Parks, Museums,
and more

Gardens from the good old days of Tokyo. Rare plants and adorable animals. Museums & art galleries to satisfy your curiosity. And the hottest amusement parks... Here is a list of tourist spots you can enjoy only in Tokyo.

Travelers from overseas can receive a discount when presenting this guidebook. **Discount period: Valid until March 31, 2025**
*Discounts in this guidebook cannot be combined with other discount services.

Toilet for the Disabled Parking Exclusively for the Disabled Parking Available for the Disabled FREE Wi-Fi Admission Address Access Open Hours Closed Telephone Number

*Telephone number marked with ★ means Hello Dial information for museums/art galleries.

Park/Garden

Hama-rikyu Gardens

浜離宮恩賜庭園 ☎03-3541-0200

MAP P27D2, P41B4

Once belonged to the Tokugawas, the garden is representative of the Edo period, featuring a tidal pond and two duck hunting sites. As the pond water is drawn from the sea, visitors can enjoy changes in the surrounding scenery with the ebb and flow of the tide. It is the only Edo garden in Tokyo with such a pond.

Adult ¥300, 65 years and older ¥150 (Adult ¥60 discount, 65 years and older ¥20 discount)

1-1 Hama-rikyu Teien, Chuo-ku Tsukijishijo (Subway: E18), Shiodome (Subway: E19)

9:00–17:00 (Admission until 16:30)

December 29–January 1



Kyu Shiba-rikyu Gardens

旧芝離宮恩賜庭園 ☎03-3434-4029

MAP P41C3

One of the oldest daimyo gardens dating back to the beginning of the Edo period. It is a Japanese-style garden with ancient rockwork and a pond that used to be connected to the sea. It is widely known as a "circuit style" garden where visitors can walk around a central pond while enjoying the scenery.

Adult ¥150, 65 years and older ¥70 (Adult ¥30 discount, 65 years and older ¥20 discount)

1-4-1 Kaigan, Minato-ku Hamamatsucho (JR: JK23, JY28), Daimon (Subway: A09, E20)

9:00–17:00 (Admission until 16:30)

December 29–January 1 (Please confirm the special event days on the website)



Koishikawa Korakuen Gardens

小石川後楽園 ☎03-3811-3015

This is a typical daimyo garden of the Mito-Tokugawa clan built in the early days of the Edo period. The beautiful balance between Japanese and Chinese aesthetics can be seen in the scenery that expresses lakes, rivers, mountains, and fields. A National Special Historic Site and Special Place of Scenic Beauty.

Adult ¥300, 65 years and older ¥150 (Adult ¥60 discount, 65 years and older ¥30 discount)

1-6-6 Koraku, Bunkyo-ku Iidabashi (JR: JB16, Subway: E06, N10, T06, Y13), Korakuen (Subway: M22, N11), Suidobashi (JR: JB17, Subway: I11)

9:00–17:00 (Admission until 16:30) December 29–January 1



Rikugien Gardens

六義園 ☎03-3941-2222

A typical daimyo garden dating back to the Edo period. A circuit style Japanese garden of a landscape style with artificial hills and a pond, a quiet place exquisite with references to Waka–Japanese classical poetry and Chinese classics. The garden was constructed by Yanagisawa Yoshiyasu in 1702.

Adult ¥300, 65 years and older ¥150 (Adult ¥60 discount, 65 years and older ¥30 discount)

6-16-3 Hon-komagome, Bunkyo-ku Komagome (JR: JY10, Subway: N14), Sengoku (Subway: I14)

9:00–17:00 (Admission until 16:30)

December 29–January 1



Kyu Iwasaki-tei Gardens

旧岩崎邸庭園 ☎03-3823-8340

MAP P23D2, P25A3

The Iwasaki-tei estate is an important cultural asset with an elegant Western-style residence, a stately Japanese-style house, a billiards house, and a lawn garden. The Western-style building and the billiards house were designed by the British architect Josiah Conder in the Meiji era, who also designed many buildings in Tokyo, including the "Rokumeikan Guest House".

Adult ¥400, 65 years and older ¥200 (Adult ¥80 discount, 65 years and older ¥40 discount)

1-3-45 Ikenohata, Taito-ku

Yushima (Subway: C13), Ueno-hirokoji (Subway: G15), Ueno-okachimachi (Subway: E09), Okachimachi (JR: JK29, JY04)

9:00–17:00 (Admission until 16:30) December 29–January 1



*Information is as of Jul. 2023. Check beforehand as situations may change.

Mukojima-Hyakkaen Gardens



向島百花園 ☎03-3611-8705

Hyakkaen means "a garden covered with all sorts of flowers during the four seasons". This is a garden for professionals of arts and literature and also for ordinary people who love wild and cultivated flowers. Established in the late Edo era.

¥ Adult ¥150, 65 years and older ¥70 (Adult ¥30 discount, 65 years and older ¥20 discount)

📍 3-18-3 Higashi Mukojima, Sumida-ku

🚶 Higashi-mukojima (Tobu: TS05), Keisei-Hikifune (Keisei: KS46)

🕒 9:00–17:00 (Admission until 16:30)

📅 December 29–January 3 (Please check the website for a special event day)



Kiyosumi Gardens



清澄庭園 ☎03-3641-5892

A representative garden from the Meiji era, with its big fountain in close proximity, a miniature hill, a dry garden, and many oddly shaped rocks and famous rare stones collected from all over the country. It is a traditional Japanese garden of "a landscape style with artificial hills and fountains".

¥ Adult ¥150, 65 years and older ¥70 (Adult ¥30 discount, 65 years and older ¥20 discount)

📍 3-3-9 Kiyosumi, Koto-ku 🚶 Kiyosumi-shirakawa (Subway: E14, Z11)

🕒 9:00–17:00 (Admission until 16:30)

📅 December 29–January 1



Kyu-Furukawa Gardens



旧古河庭園 ☎03-3910-0394

Two hundred rose bushes of about 100 different kinds bloom in spring and autumn, creating a harmonious atmosphere with the Western-style buildings. The landscaping is a masterpiece and features a perfect blend of Japanese and Western-style gardens.

¥ Adult ¥150, 65 years and older ¥70 (Adult ¥30 discount, 65 years and older ¥20 discount)

📍 1-27-39 Nishigahara, Kita-ku 🚶 Kami-Nakazato (JR: JK35), Nishigahara (Subway: N15)

🕒 9:00–17:00 (Admission until 16:30)

📅 December 29–January 1



Tonogayato Gardens



殿ヶ谷戸庭園 ☎042-324-7991

MAP P49B3, P51A4

Gardens with wild flowers and spring water in the Musashino area. Their prominent attraction is a delicate harmony of two different garden styles, both making use of the shape of Musashino plateau. You can see lovely flowers of wild grasses throughout the four seasons.

¥ Adult ¥150, 65 years and older ¥70 (Adult ¥30 discount, 65 years and older ¥20 discount)

📍 2-16 Minami-cho, Kokubunji City 🚶 Kokubunji (JR: JC16, Seibu: SK01, ST01)

🕒 9:00–17:00 (Admission until 16:30)

📅 December 29–January 1



Shinjuku Gyoen National Garden



新宿御苑 ☎03-3350-0151

MAP P13D4

It was completed as a garden for the Imperial Household in 1906 and was opened to the public in 1949. It is a famous garden where the Formal Garden, Landscape Garden, and Japanese Traditional Garden coexist in harmony. Bringing and drinking alcohol, smoking cigarettes, using sports equipment (Except for the Kids area) are prohibited.

¥ Adult ¥500, 65 years and older ¥250, Student ¥250 *With valid ID, Junior high school student and younger: free 📍 11 Naito-machi, Shinjuku-ku 🚶 Shinjuku-gyoemmae (Subway: M10) 🕒 Oct. 1–Mar. 14 9:00–16:00 (Gates close 16:30), Mar. 15–Sep. 30 9:00–17:30 (Gates close 18:00), Jul. 1–Aug. 20 9:00–18:30 (Gates close 19:00) 📅 Mondays (following weekday when Monday is a national holiday), December 29–January 3. *Open throughout the special open period of Mar. 25–Apr. 24, Nov. 1–15



Shinjuku Gyoen Management Office

Yoyogi Park



代々木公園 ☎03-3469-6081

MAP P15A1

This spacious park has a central square with a beautiful lawn, fountains and a bird sanctuary.

¥ Free admission

📍 2-1 Yoyogi Kamizono-cho, Shibuya-ku

🚶 Yoyogi-koen (Subway: C02), Meiji-jingumae (Harajuku) (Subway: C03, F15), Harajuku (JR: JY19)

🕒 Open 24 Hours

📅 Open 365 days



Shinjuku	13
Shibuya Harajuku Omotesando	15
Asakusa	17
Sumida Ryogoku	21
Ueno	23
Akihabara Ochanomizu	25
Ginza	27
Marunouchi	29
Nihonbashi	31
Roppongi Akasaka	35
Ikebukuro	37
Odaiba Ariake Aomi	39
Shiodome Shiba Takeshiba	41
Shinagawa	43
Ota	45
Shibamata	47
The Northern Tama Area	49
The Southern Tama Area	51
The Western Tama Area	53
Tokyo Islands	55
Nearby Prefectures	59
Park/Garden	61
Zoo/Botanical Garden	63
Amusement park	64
Museum	65

Zoo/Botanical Garden

Ueno Zoological Gardens

恩賜上野動物園 ☎03-3828-5171



MAP P23C2

Japan's oldest zoo, which opened in 1882. Here, you can see a variety of unique animals from all over the world. Panda Forest, a facility to raise giant pandas and other animals living in the panda's habitat, is a popular facility.

- ¥ Adult ¥600 (20% discount, one person discount per the Travel Guide) 9:00-18:00 Ueno Park, Taito-ku
- Ueno (JR: JJ01, JK30, JU02, JY05, Subway: G16, H18, Keisei: KS01), Nezu (Subway: C14)
- 9:30-17:00 (Admission until 16:00)
- ✕ Mondays (If Monday is a national/substitute/metropolitan holiday, the facility will close the following weekday), December 29-January 1 *Please check for closed days



Tama Zoological Park

多摩動物公園 ☎042-591-1611



MAP P49C2, P51B3

This zoo makes ingenious use of its roughly 50-hectare, forested terrain of hills and valleys in the vast satoyama foothills. Amid this natural landscape in every season, animals can be observed in a wilderness-like habitat. Following recent improvements to the Lion Bus for close encounters with the lions, and the new "Valley of Asian Elephants" facility, a new giraffe enclosure has now opened.

- ¥ Adult ¥600 (20% discount, one person discount per the Travel Guide) 7-1-1 Hodokubo, Hino City
- Tama-dobutsukoen (Keio: KO47, Tama Monorail: TT05) 9:30-17:00 (Admission until 16:00)
- ✕ Wednesdays (If Wednesday is a national/substitute/metropolitan holiday, the facility will close the following weekday), December 29-January 1 *Please check for closed days



Tokyo Sea Life Park

葛西臨海水族園 ☎03-3869-5152



From Tokyo Bay to the Ogasawara Islands in Tokyo's waters, from the Arctic to the Antarctic in the world's oceans and the deep sea, you can see marine life from a variety of environments. Among the highlights are schools of blue-fin tuna swimming in a giant aquarium, and the "Coral Reef Sea" exhibiting coral and the creatures that live among them.

- ¥ Adult ¥700 (20% discount, one person discount per the Travel Guide)
- 6-2-3 Rinkai-cho, Edogawa-ku 2 Kasai-Rinkai Park (JR: JE06)
- 9:30-17:00 (Admission until 16:00)
- ✕ Wednesdays (If Wednesday is a national/substitute/metropolitan holiday, the facility will close the following weekday), December 29-January 1 *Please check for closed days



Inokashira Park Zoo

井の頭自然文化園 ☎0422-46-1100



MAP P49B4

This zoo is home to adorable animals mainly from Japan, set amid the lush greenery of Inokashira Park where the air of the historic Musashino area remains. Also popular, is the Aquatic Life House where work is being done to aid the breeding and conservation of Japan's freshwater fish and amphibians. The sculpture garden, where approximately 200 works by Seibo Kitamura are exhibited, is another highlight.

- ¥ Adult ¥400 (20% discount, one person discount per the Travel Guide)
- 1-17-6 Gotenyama, Musashino City 2 Kichijoji (JR: JB02, JC11, Keio: IN17)
- 9:30-17:00 (Admission until 16:00) ✕ Mondays (If Monday is a national/substitute/metropolitan holiday, the facility will close the following weekday), December 29-January 1 *Please check for closed days



Jindai Botanical Gardens


神代植物公園 ☎042-483-2300



MAP P49C4

Visitors can enjoy plants and the beauty of flowers all year round. The park is connected through wooded areas to the historic old Jindaiji Temple, introducing visitors to the naturally beautiful atmosphere of the Musashino woodland. A Large Greenhouse that opened in May 2016 after renovation has a collection of about 1,300 species, which is one of the largest such collections in Tokyo.

- ¥ Adult ¥500 (20% discount, one person discount per the Travel Guide) 5-31-10 Jindaiji-motomachi, Chofu City 2 Mitaka (JR: JB01, JC12), Kichijoji (JR: JB02, JC11), Chofu (Keio: KO18), Tsutsujigaoka (Keio: KO14) 9:30-17:00 (Admission until 16:00) ✕ Mondays (If Monday is a national/substitute holiday, the facility will close the following day), December 29-January 1 *Please check for closed days



Institute for Nature Study, National Museum of Nature and Science

国立科学博物館附属自然教育園 ☎03-3441-7176



MAP P43A1

Although located in the center of Tokyo, it is a precious forest where nature still remains. Forests, grasslands, and wetlands are all, here teeming with a variety of flora and fauna throughout the four seasons.

- ¥ Adult ¥320 (¥60 discount), High school student, technical college student and younger, 65 years and older, person with disability and one caregiver: free 5-21-5 Shirokanedai, Minato-ku
- Meguro (JR: JY22, Subway: I01, N01, Tokyu: MG01), Shirokanedai (Subway: I02, N02)
- 9:00-16:30 (9:00-17:00 May 1-August 31) *Admission until 16:00
- ✕ Mondays (If Monday is a national/substitute holiday, the facility will close the following weekday), next days following national holidays (except when it falls on Sat. or Sun), December 28-January 4



photo provided: Institute for Nature Study, National Museum of Nature and Science, Tokyo.

Amusement park

Tokyo Dome City

東京ドームシティ ☎03-5800-9999



MAP P2581

This entertaining area contains an amusement park, Tokyo Dome, a hotel, restaurants and shops. The natural hot spring Spa LaQua is also popular.

☑ Admission free, pay separately for each attraction

📍 1-3-61 Koraku, Bunkyo-ku

🚶 Suidobashi (JR: JB17, Subway: I11), Korakuen (Subway: M22, N11)

🕒 ☒ Varies according to the facility

*1: The number of parking spaces exclusively reserved for persons with disabilities is limited.



ASAKUSA HANAYASHIKI

浅草花やしき ☎03-3842-8780

MAP P17B2, P21A2



It is said that this is the oldest amusement park in Japan. An amusement park with the feel of old Asakusa.

The roller coaster made in 1953 is still popular today.

☑ Please refer to the official website

📍 2-28-1 Asakusa Taito-ku

🚶 Asakusa (Subway: A18, G19, Tobu: TS01, Tsukuba Express: TX03)

🕒 10:00–18:00 (Varies depending on season and weather)

☒ Maintenance period (Please refer to the official website)



Tokyo Hello Kitty Land

サンリオピューロランド ☎042-339-1111

MAP P49D2, P51B3



Sanrio characters such as Hello Kitty, My Melody, and Cinnamoroll are all together at this indoor theme park. The attractions are also popular.

☑ Adult One-day pass ¥3,600–¥5,300 (Varies according to the season)

📍 1-31 Ochiai Tama City

🚶 Keio-tama-center (Keio: KO41), Odakyu Tama Center (Odakyu: OT06), Tama Center (Tama Monorail: TT01)

🕒 10:00–17:00 (Please refer to the official website)

☒ No fixed holiday (Please refer to the official website)



© 2023 SANRIO CO., LTD. TOKYO, JAPAN
著作 株式会社サンリオ

Yomiuriland

よみうりランド ☎044-966-1111

MAP P49C3, P51B4



Plenty of attractions including roller-coasters running through forests and a giant Ferris wheel. "Goodjoball!" is an amusement area with a theme of "making things" and also popular. Illuminations from autumn to spring and the beach-like pool in summer are also popular.

☑ Admission Adult ¥1,800 *Please refer to the official website about other tickets

(For discounts, ask the staff)

📍 4015-1 Yanokuchi, Inagi City 🚶 Keio-yomiuri-land (Keio: KO37)

☑ Varies according to the season (Please refer to the official website)

☒ No fixed holiday (Please refer to the official website)



TOKYO JOYPOLIS

東京ジョイポリス ☎03-5500-1801

MAP P39C2



TOKYO JOYPOLIS is one of the largest indoor theme parks in Japan with more than 20 attractions, including cutting edge technology VR, and a thrilling roller coaster. Various events are also held in collaboration with the hottest anime works and games of the day.

☑ Adult ¥1,200, One-day pass ¥5,000 (includes admission fee)

📍 3–5F., DECKS Tokyo Beach SEASIDE MALL, 1-6-1 Daiba, Minato-ku

🚶 Odaiba-kaihinkoen (Yurikamome: U06), Tokyo Teleport (Rinkai Line: R04)

🕒 10:00–20:00 (Admission until 19:15) *may vary

☒ No fixed holiday (Please refer to the official website)



Warner Bros. Studio Tour Tokyo - The Making of Harry Potter

ワーナー ブラザーズ スタジオツアー東京 - メイキング・オブ・ハリー・ポッター




Encounter epic movie sets, see spellbinding costumes and props, and come face-to-face with magical creatures from the Harry Potter movies in this entirely new kind of "walk-through" attraction, opened on the Toshimaen grounds since June 2023.

☑ Please refer to the official website

📍 Toshimaen (Subway: E36, Seibu: S139)

☑ Please refer to the official website



*Wizarding World® and all related names, characters and indicia are trademarks of and ©Warner Bros. Entertainment Inc. - Wizarding World publishing rights ©J.K. Rowling.

Shinjuku

13

Shibuya
Harajuku
Omotesanodai

15

Asakusa

17

Sumida
Ryogoku

21

Ueno

23

Akihabara
Ochanomizu

25

Ginza

27

Marunouchi

29

Nihonbashi

31

Roppongi
Akasaka

35

Ikebukuro

37

Odaiba
Ariake
Aomi

39

Shiodome
Shiba
Takeshiba

41

Shinagawa

43

Ota

45

Shibamata

47

The Northern
Tama Area

49

The Southern
Tama Area

51

The Western
Tama Area

53

Tokyo Islands

55

Nearby
Prefectures

59

Park/Garden

61

Zoo/Botanical
Garden

63

Amusement
park

64

Museum

65

Museum

Tokyo Metropolitan Art Museum

東京都美術館 ☎03-3823-6921



(MAP) P23B2

Japan's first public art museum, which opened in Ueno Park in 1926. In addition to the special exhibitions and thematic exhibitions, visitors can enjoy relaxing at the art lounge or restaurant.

☑Varies according to the exhibition (For discounts, ask the staff)

📍8-36 Ueno Park, Taito-ku 📍Ueno (JR: JJ01, JK30, JU02, JY05, Subway: G16, H18)

🕒9:30-17:30 (until 20:00 on Fridays during special exhibitions) *Admission until 30 min. before closing

🗳️1st and 3rd Mondays, Monday for special exhibitions and thematic exhibitions (or the following day when it falls on a national holiday), New Year holidays, and during temporary closures for maintenance

*1: Check in advance for parking for the disabled.



©Tokyo Metropolitan Art Museum

Tokyo Metropolitan Edo-Tokyo Museum

東京都江戸東京博物館 ☎03-3626-9974



(MAP) P21C2

At the regular exhibition room, there are various models and many documents that portray the history and culture of Edo and Tokyo.

☑Adult ¥600 (regular exhibitions)

📍1-4-1 Yokoami, Sumida-ku

📍Ryogoku (JR: JB21, Subway: E12)

🕒9:30-17:30 (until 19:30 on Saturdays) *Admission until 30 min. before closing

🗳️Mondays (If Monday is a national/substitute holiday, the museum will close the following day), New Year holidays

*Expected to be closed from April 2022 to end of the fiscal year of 2025, due to renovation work.



Edo-Tokyo Open Air Architectural Museum

江戸東京たてもの園 ☎042-388-3300



(MAP) P49B3, P51A4

An open-air architectural museum where structures such as old merchant homes and bathhouses can be viewed while enjoying nature walks.

☑Adult ¥400 (20% discount)

📍3-7-1 Sakura-cho, Koganei City (Inside of Koganei Park)

📍Musashi-Koganei (JR: JC15), Hana-koganei (Seibu: SS18)

🕒9:30-17:30 (16:30 Oct.-Mar.) *Admission until 30 min. before closing

🗳️Mondays (If Monday is a national/substitute holiday, the museum will close the following weekday), New Year holidays

*1: No Wi-Fi at some locations



Tokyo Photographic Art Museum

東京都写真美術館 ☎03-3280-0099



In addition to the photography and film exhibitions selected from Japan and around the world, the 1st floor hall screens high-quality films selected by the museum.

☑Varies according to the exhibition/film (For discounts, ask the staff)

📍1-13-3 Mita, Meguro-ku (in Yebisu Garden Place)

📍Ebisu (JR: JA09, JS18, JY21, Subway: H02)

🕒10:00-18:00 (until 20:00 on Thu. and Fri.) *Admission until 30 min. before closing

🗳️Mondays (If Monday is a national/substitute holiday, the museum will close the following weekday), New Year holidays



Museum of Contemporary Art Tokyo

東京都現代美術館 ☎050-5541-8600*



This museum opened in 1995 to enrich the city's culture by bringing contemporary art closer to people. It draws on about 5,600 items in its collection, including paintings, sculptures, fashion, architecture, and design, to present distinctive exhibits related to contemporary art.

☑Adult ¥500 (20% discount) (MOT Collection) 📍4-1-1 Miyoshi, Koto-ku

📍Kiyosumi-shirakawa (Subway: E14, Z11) 🕒10:00-18:00 (Admission until 17:30)

🗳️Mondays (If Monday is a national/substitute holiday, the museum will close the following weekday), exhibition renewal period, New Year holidays

*1: Check in advance for parking for the disabled.



Photo: Kenta Hasegawa

Tokyo Metropolitan Teien Art Museum

東京都庭園美術館 ☎050-5541-8600*



(MAP) P43A1

The museum used to be the residence of Prince Asaka. The house preserves for the modern viewer the art-deco style, which took the European art world by storm in the 1910-30s. Surrounded by a green garden, the museum is blessed with an environment that allows one to enjoy the mixture of nature, architecture and art.

☑Varies according to the exhibition (20% discount) 📍5-21-9 Shirokanedai, Minato-ku

📍Meguro (JR: JY22, Subway: I01, N01, Tokyu: MG01), Shirokanedai (Subway: I02, N02)

🕒10:00-18:00 (Admission until 17:30) 🗳️Mondays (If Monday is a national/substitute holiday, the museum will close the following weekday), exhibition renewal period (only entering the garden is available with an entrance fee, except on closed days), New Year holidays



*Information is as of Jul. 2023. Check beforehand as situations may change.

Idemitsu Museum of Arts

出光美術館 ☎050-5541-8600*



MAP P27A1, P29D2

Six featured exhibitions are held every year, selected from collections of Chinese and Japanese paintings and ceramics. An exquisite view of the Imperial Palace's woodland area can be enjoyed.

¥Adult ¥1,200, college/high school student ¥800, junior high school student and younger: free (must be accompanied by parent or guardian) (¥200 discount)

📍9F., Teigeki Bldg., 3-1-1 Marunouchi, Chiyoda-ku 📍Yurakucho (JR: JK25, JY30, Subway: Y18)

🕒10:00–17:00 (Please refer to the official website)

📅Mondays (If Monday is a national/substitute holiday, the museum will open), exhibition renewal period, New Year holidays *1: Teigeki Bldg.



Ota Memorial Museum of Art

太田記念美術館 ☎050-5541-8600*

MAP P15B3

The museum specializes in ukiyo-e. It owns over 15,000 pieces of ukiyo-e including works of Katsushika Hokusai, Utagawa Hiroshige and Utagawa Kuniyoshi. The museum holds exhibitions every month featuring themes, and exhibits are changed every month.

¥Varies according to the exhibition

📍1-10-10 Jingumae, Shibuya-ku 📍Harajuku (JR: JY19), Meiji-jingumae (Harajuku) (Subway: C03, F15)

🕒10:30–17:30 (Admission until 17:00)

📅Mondays (If Monday is a national/substitute holiday, the museum will close the following weekday), exhibition renewal period



Eiseibunko Museum

永青文庫 ☎03-3941-0850



Art craft heirlooms of the Hosokawa clan, Lords of the Higo Kumamoto domain, including armor, swords, tea artifacts and Noh theatre costumes are exhibited according to about four different themes set each year.

¥Adult ¥1,000, 70 years and older ¥800, college/high school student ¥500 (¥100 discount each) *Extra fee for special exhibitions

📍1-1-1 Mejirodai, Bunkyo-ku

📍Mejiro (JR: JY14) 🕒10:00–16:30 (Admission until 16:00)

📅Mondays (If Monday is a national/substitute holiday, the museum will close the following weekday), exhibition renewal period, New Year holidays



Taro Okamoto Memorial Museum

岡本太郎記念館 ☎03-3406-0801

This is the studio and house where the artist Taro Okamoto worked and lived until he died in 1996. Here he worked on the ideas of all his works and created them. The studio, salon and garden are open to the public. Special exhibits are held in the exhibition room on an irregular basis.

¥Adult ¥650 📍6-1-19 Minami-Aoyama, Minato-ku

📍Omote-sando (Subway: C04, G02, Z02)

🕒10:00–18:00 (Admission until 17:30) 📅Tuesdays (If Tuesday is a national/substitute holiday, the museum will open), exhibition renewal period, New Year holidays



Toguri Museum of Art

戸栗美術館 ☎03-3465-0070

MAP P15C1

One of the few art museums in Japan specializing in ancient ceramics. Mainly stored here are Hizen porcelain such as Imariyaki and Nabeshimayaki as well as Oriental porcelain items from China and the Korean Peninsula. Special exhibitions are held 4 times each year.

¥Varies according to the exhibition 📍1-11-3 Shoto, Shibuya-ku

📍Shibuya (JR: JA10, JS19, JY20, Subway: F16, G01, Z01, Tokyu: DT01, TY01)

🕒10:00–17:00 (until 20:00 on Fri. and Sat.) *Admission until 30 min. before closing 📅Mondays, Tuesdays (If Monday or Tuesday is a national/substitute holiday, the museum will open. If both Monday and Tuesday are national/substitute holidays, the museum will close on the following weekday), exhibition renewal period, New Year holidays



The Ueno Royal Museum

上野の森美術館 ☎03-3833-4191



MAP P23C3

The museum holds numerous prominent exhibitions, including The Vision of Contemporary Art (VOCA) in which young artists selected by the committee members are introduced, as well as museum-sponsored exhibits with works submitted by the public.

¥Varies according to the exhibition (¥100 discount)

📍1-2 Ueno Park, Taito-ku

📍Ueno (JR: JJ01, JK30, JU02, JY05, Subway: G16, H18, Keisei: KS01)

🕒10:00–17:00 (Admission until 16:30) *May change according to the exhibition

📅Irregular, exhibition renewal period



Shinjuku	13
Shibuya Harajuku Omotesando	15
Asakusa	17
Sumida Ryogoku	21
Ueno	23
Akihabara Ochanomizu	25
Ginza	27
Marunouchi	29
Nihonbashi	31
Roppongi Akasaka	35
Ikebukuro	37
Odalba Ariake Aomi	39
Shiodome Shiba Takeshiba	41
Shinagawa	43
Ota	45
Shibamata	47
The Northern Tama Area	49
The Southern Tama Area	51
The Western Tama Area	53
Tokyo Islands	55
Nearby Prefectures	59
Park/Garden	61
Zoo/Botanical Garden	63
Amusement park	64
Museum	65

Miraikan – The National Museum of Emerging Science and Innovation

日本科学未来館 ☎03-3570-9151

MAP P39D2

Miraikan is where visitors can experience the technological progress of today, from simple day-to-day questions to the latest technologies, and explore a wide variety of science-related topics such as the global environment, space exploration, and life science. Attractions such as 3D Dome Theater film "BIRTHDAY - What Links the Universe and Me -" and "The man from the 9 Dimensions" are popular.

☎Adult ¥630, 18 yrs. and younger ¥210 (free admission for those 18 yrs. and younger on Saturday only)

(Adult ¥130 discount, 18 yrs. and younger ¥50 discount) *Except for special exhibitions and the Dome Theater ☎2-3-6 Aomi, Koto-ku 📍Telecom Center (Yurikamome: U09)

🕒10:00–17:00 🗓Tuesdays (if Tuesday is a national/substitute holiday, the museum will open), New Year holidays (Dec. 28-Jan. 1)



Mitsuo Aida Museum

相田みつを美術館 ☎03-6212-3200

MAP P27A2, P29C3

An art gallery where you can see the writings of Mitsuo Aida, who has left behind many inspirational pieces as a calligrapher and poet with his own words and own calligraphy. Read the words that he wrote with a sincere heart in an atmosphere that gives a zest for life. Works are exhibited with explanation in English.

☎Adult ¥1,000 📍Tokyo International Forum B1, 3-5-1, Marunouchi, Chiyoda-ku

📍Yurakucho (JR: JK25, JY30, Subway: Y18)

🕒10:00–17:00

🗓Mondays (if Monday is a national/substitute holiday, the museum will open), New Year holidays



Tokyo National Museum

東京国立博物館 ☎050-5541-8600*

MAP P23B3

Many antique artworks and archaeological findings from Japan and other Asian regions are on public display in six exhibition halls. There are about 120,000 items in the collection. It is the oldest national museum in Japan.

☎Adult ¥1,000 (¥100 discount), College student ¥500 *Except for special exhibitions 📍13-9 Ueno Park, Taito-ku 📍Ueno (JR: JJ01, JK30, JU02, JY05, Subway: G16, H18), Uguisudani (JR: JK31, JY06)

🕒9:30–17:00 (Admission until 16:30) 🗓Mondays (if Monday is a national/substitute holiday, the museum will close the following weekday), New Year holidays, temporary closures

*Special exhibitions require a separate admission procedure (please refer to the official website)



The National Museum of Western Art, Tokyo

国立西洋美術館 ☎050-5541-8600*

MAP P23C3

View Western art displayed by chronology, including modern Rodin sculptures and Monet paintings from France, as well as works of the old masters (Permanent collection).

☎Adult ¥500 (¥100 discount, one person discount per the Travel Guide) *Except for special exhibitions

📍7-7 Ueno Park, Taito-ku

📍Ueno (JR: JJ01, JK30, JU02, JY05, Subway: G16, H18), Keisei-Ueno (Keisei: KS01)

🕒9:30–17:30 (until 20:00 on Fri. and Sat.) *Admission until 30 min. before closing

🗓Mondays (if Monday is a national/substitute holiday, the museum will close the following weekday), New Year holidays (December 28–January 1)



©The National Museum of Western Art, Tokyo

The National Museum of Modern Art, Tokyo

東京国立近代美術館 ☎050-5541-8600*

MAP P25D1, P29A1

The museum has over 13,000 works of art such as paintings, sculptures, plastic arts and a variety of other artistic works. The collection introduces the history of modern Japanese art.

☎Adult ¥500 (¥100 discount) *Except for special exhibitions

📍3-1 Kitanomaru-koen, Chiyoda-ku 📍Takebashi (Subway: T08)

🕒10:00–17:00 (until 20:00 on Fri. and Sat.) *Admission until 30 min. before closing

🗓Mondays (if Monday is a national/substitute holiday, the museum will close the following weekday), exhibition renewal period, New Year holidays



ARTIZON MUSEUM

アーティゾン美術館 ☎050-5541-8600*

MAP P29C4, P31C1

The ARTIZON MUSEUM opened as a new museum in January, 2020. Its predecessor was the Bridge-stone Museum of Art. The museum is equipped with the latest HVAC systems and offers free audio guides. It provides a rich range of ways to enjoy art, from ancient to contemporary.

☎Varies according to the exhibition 📍1-7-2 Kyobashi, Chuo-ku 📍Tokyo (JR: JC01, JE01, JK26, JO19, JT01, JU01, JY01, Subway: M17), Kyobashi (Subway: G10), Nihombashi (Subway: A13, G11, T10)

🕒10:00–18:00 (–20:00 on Fridays, excluding national holidays) *Admission until 30 min. before closing

*Please refer to the official website 🗓Mondays (if Monday is a national/substitute holiday, the museum will close the following weekday), exhibition renewal period, New Year holidays, etc.

*Reservations required (please refer to the official website)



National Film Archive of Japan

国立映画アーカイブ ☎050-5541-8600*

MAP P27A3, P29D4, P31D1

The only Japanese national film archive to collect and store movies and related materials. The exhibition rooms host permanent and special displays to encourage multifaceted understanding of Japanese movie history. Further, both Japanese and non-Japanese movies are screened in two halls (Nagase Memorial Theatre OZU and B1 Theatre).

¥Adult ¥250 (¥50 discount) for exhibition. *Theater admission varies depending on the program

🕒3-7-6 Kyobashi, Chuo-ku 🚶Kyobashi (Subway: G10), Takaracho (Subway: A12)

🕒11:00-18:30 (Admission until 18:00 *Closing time is extended on last Friday of each month) *Please refer to the official website

🗓Mondays, screening preparation/exhibition renewal period, New Year holidays



National Museum of Nature and Science

国立科学博物館 ☎050-5541-8600*

MAP P23C3

The Japan Gallery introduces the diverse nature of Japan and the historical background of the Japanese archipelago under the theme "The Environment on the Japanese Islands". The Global Gallery presents exhibitions on the evolution of organisms, biodiversity, and the history of science and technology under the theme "The History of Life on Earth".

¥Adult ¥630 (¥100 discount), High school student, technical college student and younger, 65 years and older, person with disability and one caregiver: free *Except for special exhibitions: 🕒7-20 Ueno Park, Taiko-ku 🚶Ueno (JR: JJ01, JK30, JU02, JY05, Subway: G16, H18, Keisei: KS01) 🕒9:00-17:00 (Admission until 16:30) 🗓Mondays (If Monday is a national/substitute holiday, the museum will close the following weekday), December 28-January 1, Fumigation period (around late June)



photo provided: National Museum of Nature and Science, Tokyo.

Mitsui Memorial Museum

三井記念美術館 ☎050-5541-8600*

MAP P29B4, P31B2

Located inside the Mitsui Main Building, a designated Important Cultural Property, this museum features about 4,000 works of art from throughout Japan and Asia. Out of those, six items are designated national treasures, 75 are Important Cultural Properties and four are important art objects. There is also an extensive stamp collection of about 130,000 pieces that have been gathered by the notable Mitsui Family since the Edo period. (No regular exhibits) ¥Adult ¥1,000, Student ¥500, Special exhibition: Adult ¥1,500, Student ¥1,000 🕒7F, Mitsui Main Bldg., 2-1-1 Muromachi, Nihonbashi, Chuo-ku 🚶Mitsukoshimae (Subway: G12, Z09), Shin-Nihombashi (JR: JO20), Nihombashi (Subway: A13, G11, T10) 🕒10:00-17:00 (Admission until 16:30) 🗓Mondays (If Monday is a national/substitute holiday, the museum will close the following weekday), exhibition renewal period, New Year holidays, temporary closures



Nezu Museum

根津美術館 ☎03-3400-2536

MAP P35C1

An impressive collection of premodern Japanese and East Asian artworks is on display here encompassing paintings, calligraphy, ceramics, lacquerware, and textiles. These artworks include seven National Treasures and 89 Important Cultural Properties. There is a garden where visitors can take a stroll and feel the distinct natural beauty of the four seasons, a café, a museum shop and much more.

¥Special Exhibition: Adult ¥1,500, Student ¥1,200, Junior high school student and younger: free, Museum Collection Exhibition: Adult ¥1,300, Student ¥1,000, Junior high school student and younger: free 🕒6-5-1 Minami-Aoyama, Minato-ku 🚶Omote-sando (Subway: C04, G02, Z02) 🕒10:00-17:00 (Admission until 16:30) 🗓Mondays (If Monday is a national/substitute holiday, the museum will close the following weekday), exhibition renewal period, New Year holidays

*Reservations required (please refer to the official website)



THE SUMIDA HOKUSAI MUSEUM

すみだ北斎美術館 ☎03-6658-8936

MAP P21C2

This art museum houses works of Katsushika Hokusai, one of the most renowned ukiyo-e artists in history, holding various themed exhibitions of his work. Through commentary, which includes use of a 4K high-definition monitor, the charm of this artist and his work becomes easy-to-understand.

¥Adult ¥400 *AURORA (Permanent Exhibition Room) 🕒2-7-2 Kamezawa, Sumida-ku

🚶Ryogoku (JR: JB21, Subway: E12) 🕒9:30-17:30 (Admission until 17:00)

🗓Mondays (If Monday is a national/substitute holiday, the museum will close the following weekday), New Year holidays



©Forward Stroke

The Japanese Sword Museum

刀剣博物館 ☎03-6284-1000

MAP P21C1

Opened in 1968 to promote Japanese swords, the Japanese Sword Museum houses National Treasures and Important Cultural Properties among other items in collections that represent and promote beautiful Japanese swords, whose origin can be traced back to over 1,000 years ago.

¥Adult ¥1,000 🕒1-12-9 Yokoami, Sumida-ku

🚶Ryogoku (JR: JB21, Subway: E12) 🕒9:30-17:00 (Admission until 16:30)

🗓Mondays (If Monday is a national/substitute holiday, the museum will close the following weekday), exhibition renewal period, New Year holidays



Shinjuku	13
Shibuya	
Harajuku	15
Omotesando	
Asakusa	17
Sumida	
Ryogoku	21
Ueno	23
Akihabara	
Ochanomizu	25
Ginza	27
Marunouchi	29
Nihonbashi	31
Roppongi	
Akasaka	35
Ikebukuro	37
Odaiba	
Ariake	
Aomi	39
Shiodome	
Shiba	
Takeshiba	41
Shinagawa	43
Ota	45
Shibamata	47
The Northern	
Tama Area	49
The Southern	
Tama Area	51
The Western	
Tama Area	53
Tokyo Islands	55
Nearby	
Prefectures	59
Park/Garden	61
Zoo/Botanical	
Garden	63
Amusement	
park	64
Museum	65

Art Triangle Roppongi

The National Art Center, Tokyo, SUNTORY MUSEUM of ART, and Mori Art Museum form a triangle when seen on a map. These three art museums together have used their foundations of art to form a new cooperative center of art. The National Art Center, Tokyo holds various exhibitions in one of the largest exhibition spaces in Japan. SUNTORY MUSEUM of ART is an art museum in TOKYO MIDTOWN with "Art in Life" as its basic principle. The Mori Art Museum holds various exhibitions centering on contemporary art and is open until 22:00 during these events (except on Tuesdays). The ATRo discount, which lets visitors of one of the museums enter the two others at a discounted fee with their ticket stubs, is also available.

MAP P35B2,C2



©The National Art Center, Tokyo

The National Art Center, Tokyo


国立新美術館 ☎050-5541-8600*

- 🏷️Varies according to the exhibition
- 📍7-22-2, Roppongi, Minato-ku
- 🚇Nogizaka (Subway: C05)
- 🕒Varies according to the exhibition (Admission until 30 min. before closing)
- 🗓️Tuesdays (If Tuesday is a national/substitute holiday, the museum will close the following weekday), New Year holidays


SUNTORY MUSEUM of ART

サントリー美術館 ☎03-3479-8600

- 🏷️Varies according to the exhibition, junior high school student and younger: free (¥100 discount)
- 📍Tokyo Midtown Galleria 3F, 9-7-4, Akasaka, Minato-ku
- 🚇Roppongi (Subway: E23, H04)
- 🕒10:00–18:00 (until 20:00 on Fri. and Sat.)
- *Admission until 30 min. before closing
- 🗓️Tuesdays, exhibition renewal period, New Year holidays



©Keizo Kioku



Mori Art Museum

森美術館 ☎050-5541-8600*

- 🏷️Varies according to the exhibition (¥200 discount from On-site Adult Admission, discounts may not apply to some exhibitions)
- 📍Roppongi Hills Mori Tower 53F, 6-10-1, Roppongi, Minato-ku
- 🚇Roppongi (Subway: E23, H04)
- 🕒10:00–22:00 (until 17:00 on Tuesdays)
- *Admission until 30 min. before closing
- 🗓️When no exhibitions being held

*Information is as of Jul. 2023. Check beforehand as situations may change.

Tokyo Museum Grutto Pass 2024

Tokyo Museum Grutto Pass 2024 is a convenient electronic ticket that provides admission tickets as well as discount coupons for about 100 museums and other facilities.



For more information:

WEB www.rekibun.or.jp/en/grutto/

Sales period: until January 31, 2025



Tokyo Volunteer Guides

This is what we do!

In the City



We answer questions about Tokyo's best spots, transportation, access, etc.



In the Tokyo Metropolitan Government Building



We offer tours of the building and its observation rooms.



Tour Guide Services

Many guided tours are offered to visit various attractive spots in Tokyo.

■ Languages: English, Korean, Chinese, German, French, Italian and Spanish

■ Dates and departure times: Tours depart daily at 1:00p.m. except on the year-end and New Year holidays.

*Course 12 departs at 10:00a.m.

*Courses 2, 8, and 9 leave at 10:00a.m. and 1:00p.m.

*Please come to the Meeting point 15 minutes prior to the departure time.

■ Reservations: Required at least three days in advance.

■ Meeting point: Tokyo Tourist Information Center at Busta Shinjuku (Shinjuku Expressway Bus Terminal, 3F)

*Tours are for up to five people.

*Participants are required to pay the costs for accompanying tour guides.

*This guide service is provided by volunteers, and transportation is mainly by public transport or walking.

*Departure times and costs are subject to change.

ROUTE 1 Strolling in Gardens and Experiencing a Tea Ceremony

about 3 hours

ROUTE 2 Shinjuku, the center of Tokyo! Learn about Japan's trends in department store basements and while shopping

about 2.5 hours

ROUTE 3 The Asakusa Route

about 3.5 hours

ROUTE 4 Ryogoku, a town of Sumo with the Atmosphere of Edo

about 4 hours

ROUTE 5 The East Gardens of the Imperial Palace and the Outer Garden

about 3 hours

ROUTE 6 Thirty minutes from Shinjuku; Journey to Enjoy History and Nature

about 3.5 hours

ROUTE 7 View the Tokyo metropolis from new angles: the sky and the sea

about 3.5 hours

ROUTE 8 Exploring Streets and a Shrine of Harajuku

about 3 hours

ROUTE 9 Streets in Japan and an Oasis in Central Tokyo

about 2.5 hours

ROUTE 10 Modern Japanese Architecture and Tour of the National Diet Building

about 3.5 hours

ROUTE 11 Introduction to Japanese Gardens, Tea, Food, Craftsmanship, and Japanese Culture

about 4 hours

ROUTE 12 Experience rich nature, the mountain, and the Japanese spirit at Mt. Takao

about 6.5 hours

ROUTE 13 Visit Places of Spiritual Calm of Temples, Nature, Sophisticated Streets, and the Japanese Spirit

about 3.5 hours

For more information, booking and other tours, check our website!

www.gotokyo.org/en/guide-services/

GO TOKYO Volunteer Guides

Search



Free Wi-Fi Services

Tokyo has a rapidly growing number of areas that provide Internet access services with public wireless LAN. You can enjoy high-speed wireless Internet connections at a wide variety of locations in the city, including cafes, stations, and airports.

TOKYO FREE Wi-Fi (blue-sticker)

Where: Around Tokyo

How: Select SSID "FREE_Wi-Fi_and_TOKYO", launch your web browser and tap "Access the Internet here." Then, there are two ways. **1)** Register your email address. After provisional registration, receive an email with a URL and tap the URL to complete your registration. Or, **2)** Select a SNS, and log in via the SNS you selected.



Languages: EN 簡 繁 韓

*Gradually switching to (OpenRoaming, green-sticker)

TOKYO FREE Wi-Fi (OpenRoaming, green-sticker)

Where: Around Tokyo

How: **1)** Access the TOKYO FREE Wi-Fi setup website (<https://wi-fi.metro.tokyo.lg.jp/en>). **2)** Complete first time registration using Google, Apple, or LINE ID. **3)** On the setup website, install the profile (once). **4)** Connect automatically with OpenRoaming-compatible Wi-Fi hotspots (SSID:TOKYO FREE Wi-Fi).



*Secure and seamless Wi-Fi. *No limit on data usage.

Languages: EN 簡 繁 韓

JR-EAST FREE Wi-Fi

Where: - Several JR East Japan stations - JR East Travel Service Center - On board Shinkansen/some limited express trains on conventional lines/the Narita Express

How: Activate your browser and follow the instructions on the screen to connect to the Internet. For the first time only, you are required to register your e-mail address.



Provided by JR EAST

Languages: EN 簡 繁 韓

Japan Wi-Fi auto-connect

Where: Available in airports, trains, convenience stores, and cafes throughout Japan

How: Just install the app, register as a user, and go to a Wi-Fi spot to connect automatically.



Languages: EN 簡 繁 韓 越

Other languages: Vietnamese, Indonesian, Malay, Tagalog, French, Spanish, German, Italian, Russian, and Portuguese

FREE Wi-Fi Passport

Where: Hundreds of thousands of spots in Japan

How: Select "SoftBank" as your roaming provider in advance. Call the dedicated number* and get the password from the audio guidance. Select ".FREE_Wi-Fi_PASSPORT" and enter your ID (phone number) and password at the login screen. *The dedicated number is different depending on the language. Please see the website.



Languages: EN 簡 繁 韓

FREESPOT

Where: About 12,000 spots in Japan

How: Select SSID "freespot=Security-Password(AES)" and enter the password "freespot". After you successfully connected to FREESPOT, register your device by following the instructions on the screen of the web browser. (SSID may vary from place to place)



Languages: EN 簡 繁 韓

HANEDA FREE WIFI

Where: Terminal 1, 2 and 3 at Haneda Airport

How: Select SSID "HANEDA-FREE-WIFI", launch your web browser and tap "Access the Internet here".



Languages: EN 簡 繁 韓

EN English 簡 Chinese (Simplified) 繁 Chinese (Traditional)

韓 Korean 越 Thai



For more information:

WEB www.gotokyo.org/en/

General Information for Tourists



Climate

There are four distinct seasons. Spring –March to May– and autumn –September to November– are comfortable. However, there are many rainy days (rainy season) from mid-June to July. In summer, it is hot during the day and humid at night. In winter, there are many clear days but it is often cold and dry.



Currency exchange, changing money

As of August 19, 2023, US\$1=¥145.37
Money can be exchanged at currency exchange counters located mainly at banks, post offices, hotels and airports.



Postal services

Mail can be sent from Japan to abroad at the post office. Postcards and letters can be left at the front desk of your hotel or dropped in a post box on the street or at a tourist site. All postcards cost ¥100. Letters vary from ¥120 to ¥260, depending on the destination.



Smoking

Although smoking is prohibited in most public facilities as a general rule, there are some facilities with smoking areas. Smoking is prohibited when specified in the streets of downtown areas, shops, restaurants, etc.



Consumption tax

Consumption tax at shops, restaurants, etc. is 10%. Please note whether the tax is included in the indicated price depends on the shop and product. Foods and beverages are subject to the reduced tax rate of 8% in some cases.

Tax-free system

The requirement for tax exemption is the purchase of general items (electric appliances, clothing, accessories, etc.) worth over 5,000 yen at the same shop on the same day by the same person. For consumable items (food, drinks, medicine, cosmetics, etc.), tax exemption applies for purchases above 5,000 yen but below 500,000 yen at the same shop on the same day by the same person. For combination of general items and consumable items, tax-exemption applies under the same conditions as consumable items. Please see the Japan Tourism Agency website for details.

Japan. Tax-free Shopping Guide

www.japan.travel/en/plan/japans-tax-exemption/



Japan. Tax-free Shop

An accommodation tax is levied when staying at hotels in Tokyo.

Room charge (one night per person)	Less than ¥10,000	¥10,000 to less than ¥15,000	¥15,000 or more
Amount of tax	Tax-free	¥100	¥200

*The tax is used for the promotion of tourism in Tokyo, such as the issuing of this publication and the enhancement of the quality of tourist information services.



Business Hours

Banks 9:00–15:00 ☒ Sat., Sun. and national holidays **Post Offices** 9:00–17:00 ☒ Sat., Sun. and national holidays
Department Stores 10:00–20:00 ☒ Varies depending on the store
Government Organizations 9:00–17:00 ☒ Sat., Sun. and national holidays



Currency

The yen (¥) is the currency of Japan. Bills come in denominations of ¥10,000, ¥5,000, ¥2,000, and ¥1,000. (Nowadays ¥2,000 bills are rare)
Coins come in denominations of ¥500, ¥100, ¥50, ¥10, ¥5 and ¥1.



ATMs that accept overseas credit cards

Credit cards such as VISA, MasterCard, Diners Club, and American Express, as well as cash cards with logos issued by major banks of the world such as PLUS and Cirrus can be used with Japan Post, SEVEN BANK ATMs and AEON BANK located in Japan.

*Please visit the websites of the card companies for information on other ATMs.

Yucho ATMs in Japan

www.jp-bank.japanpost.jp/en/ias/en_ias_index.html

SEVEN BANK Seven Bank ATMs

www.sevenbank.co.jp/intlcard/index2.html

AEON Bank AEON BANK

www.aeonbank.co.jp/atm/en/



Voltage, power

The voltage in Japan is 100V. The frequency is 50/60Hz. A voltage transformer should be used with electronic items brought over from overseas. The double socket outlet is standard.



Tap water

Since Tokyo has an excellent water supply system, it is safe to drink straight tap water.

Safety While Traveling

Preparing for Natural Disasters



Earthquake

When an earthquake occurs, be careful of falling objects and protect your head with an object at hand such as a bag. Don't rush outside in a panic.



When outdoors...

Once the earthquake has stopped, evacuate to an open space along with others, while paying attention to aftershocks, secondary disasters.



When near waterfronts...



Tsunamis may occur not only along the coast, but also near rivers. Tsunami waves would be expected to strike land repeatedly. Do not go near waterfronts until the warning is lifted. Watch the actions of people around you and evacuate to higher grounds, or tsunami shelters.



When indoors...

Once the earthquake has stopped, if emergency lights turn on, evacuate by walking along walls, and follow staff instructions. Avoid evacuating by elevators that have not been declared safe.



When safety is confirmed...



Paying attention to aftershocks and secondary disasters, return to your accommodation and get information through websites, TV, radio, etc.



Volcanic Eruptions

Information related to volcanic eruptions is communicated via television, radio, and other media. Please be aware that even a volcanic eruption beyond the city limits may affect Tokyo (falling ash, transportation disruptions, road restrictions, etc.). If a volcano erupts on an island within Tokyo, please evacuate to a sturdy building to protect yourself from volcanic debris. However, if a large-scale pyroclastic flow occurs that may reach your location, immediate evacuation is required. Check the actions of people around you and evacuate without delay.



Fire

If you are in a shop, evacuate the premises in accordance with the instructions from the staff. If you are in a hotel, make an emergency call to 119 and evacuate through the emergency exit.

➡ **Make an emergency call to 119**



Heat Stroke

Heat stroke is the general term for various symptoms caused by the body's inability to physically adapt to a hot and humid environment.

Emergency Measures

- ▶ Move to a cool place.
- ▶ Remove excess clothes and cool the body.
- ▶ Replenish water and salt levels.

➡ **call to 119**

Prevention Measures

- ▶ Even when not thirsty, frequently replenish your body's hydration and salt levels.
- ▶ Wear a hat or use a parasol to avoid direct sunlight.
- ▶ Cool your neck with a wet towel or cooling product.



Typhoon / Flood

As the Meteorological Agency provides weather information for disaster prevention, including warnings, get information through websites, TV, radio, etc., and act appropriately.

1. Advisory

The Japan Meteorological Agency will make an announcement when there is a risk of natural disasters due to heavy rain or strong winds.

- ▶ Pay attention to evacuation procedures announced by local governments. In areas where rain/wind impact is expected, consider evacuating early if there are people who need support (handicapped or elderly people, infants, etc.).

2. Warning

An announcement will be made when there is a risk of a serious disaster, and warnings will be issued in relevant areas.

- ▶ Pay attention to evacuation information announced by your local government and swiftly evacuate accordingly.

3. Emergency Warning

Emergency Warnings will be announced when there is a high risk of a major disaster which may occur once every few decades, and which far exceeds the standard warning level.

- ▶ Take appropriate actions in order to ensure safety, such as immediately relocating to a safe area.



Illness / Injury

If you feel unwell, please seek medical attention. Depending on the time of use and severity of the emergency, the suitable medical facility may differ. If at a hotel or sightseeing attraction, consult the staff.

Multilingual reference for medical facilities:

https://www.jnto.go.jp/emergency/eng/mi_guide.html



*Call 119 in case of an emergency.

Useful Apps and Services

Emergency Notification



Multilingual

Disaster Preparedness Tokyo App

Tokyo Metropolitan Government's official disaster prevention app is useful not only for everyday but also emergency occasions.

www.bousai.metro.tokyo.lg.jp/1005744/index.html



Multilingual

Tokyo Metropolitan Government Disaster Prevention Website

Tokyo Metropolitan Government's website disseminates the latest information in times of disaster as well as daily information related to disaster prevention. www.bousai.metro.tokyo.lg.jp/



English

JNTO (Japan Safe Travel) on X (formerly Twitter) @JapanSafeTravel

JST is managed by Japan National Tourism Organization (JNTO), providing foreign visitors safety tips and latest information in case of natural disasters.



English, Chinese, and Korean

Japan Visitor Hotline

050-3816-2787

(24 hours a day)

Japan National Tourism Organization (JNTO) operates a visitor hotline 24 hours a day, 365 days a year. Please feel free to call for tourist information or assistance in case of accidents or emergencies. www.japan.travel/en/plan/hotline/



Multilingual

Safety tips

This disaster information app sends push-type notifications in times of emergency, regarding earthquake early warning, tsunami warning, weather warning, and evacuation information.



Up-to-date News



Multilingual

NHK WORLD-JAPAN

NHK WORLD-JAPAN is the international service of Japan's public media organization NHK. It provides the latest information on Japan and Asia through television, radio and online to a global audience. nhk.jp/world



Multilingual

Travel Japan –The Official Japan Guide

A tourist website for foreign travelers by Japan National Tourist Organization (JNTO). www.japan.travel/en/



Useful Information



Multilingual

Tokyo Universal Design Navigator

Tokyo Universal Design Navigator is a portal site that brings together information on barrier-free and universal design facilities and transportation in Tokyo so that all people, whether the elderly, those with disabilities or families with children, can easily get the information they need when heading out. www.udnavi.tokyo/





When in trouble during your stay



If you have been involved in a traffic accident:

First, calm down and dial 110. Tell them precisely when and where the accident happened along with your name, phone number, and car license plate number.



Make an emergency call to **110**



If you have been robbed, involved in an incident, etc:

First, calm down and dial 110. Tell them precisely when and where the incident happened along with the situation of the damage, your name, phone number, etc.



Make an emergency call to **110**



If you have become sick, injured, etc:

If you have suddenly become sick or injured and require immediate assistance, call 119 right away.

Healthcare Information **p.76**



Make an emergency call to **119**



If you have become lost or have lost something:

The "KOBAN" sign indicates a police box. Police boxes are located in crowded places such as train stations and downtown areas. Police officers are ready 24 hours a day to provide assistance.

Lost and Found inquiry offices **p.76**



Go to a police box

How to make an emergency call to 110 / 119

-When calling from a public phone; pick up the receiver, press the red emergency button, and dial 110 or 119

Dial 110 on your phone

- When calling from a mobile phone, stay where you are and leave the power on.



Describe what happened and have them call an ambulance if someone has been injured.



Calmly describe when and where the accident has occurred.

Dial 119 on your phone

- When calling from a mobile phone, let them know that you are using a mobile phone.



Clearly state whether it is a fire or another emergency.



Give them information such as the address or names of nearby buildings, and describe the conditions of any injured or ill persons.

Digital Signage

Touch the display to search for useful travel information.

This is also a free Wi-Fi hotspot!

Information Provided

Here you can find information on sightseeing spots, events, places to stay, restaurants with multilingual menus, ATMs that accept international cards, coin lockers, etc.

Available Languages

Japanese, English, Chinese (Traditional and Simplified), Korean

In Times of Disaster*

The display will be automatically switched to NHK TV broadcasting or transmission of information regarding the disaster in multiple languages. *In principle, only in times of large-scale disasters with a lower 6-quake or above on the Japanese earthquake scale.



Please see the **i** mark on the map of each area for digital signage locations.

Useful Numbers & Services



Tokyo Tourist Information Centers

Tokyo Metropolitan Government ☎ **03-5321-3077** Busta Shinjuku (Shinjuku Expressway
Haneda Airport ☎ **03-6428-0653** Bus Terminal, 3F) ☎ **03-6274-8192**
Keisei Ueno ☎ **03-3836-3471** Tama (ecute Tachikawa, 3F) ☎ **042-527-8611**

Tokyo Tourist Information Desks: 🌐 tokyotouristinfo.com/en/

Japan National Tourism Organization (JNTO)

1st Floor Shin Tokyo Building (Tourist Information Center (TIC)) ☎ **03-3201-3331**
3-3-1 Marunouchi, Chiyoda-ku, Tokyo 9:00–17:00 Closed on January 1 **MAP p.27 A2, p.29 C2**
🌐 www.japan.travel/en/plan/tic/



Transportation

Flight Information

Haneda Airport ☎ **03-5757-8111**
Narita Airport ☎ **0476-34-8000**
Kansai Airport ☎ **072-455-2500**

Train Information

JR-EAST 🌐 www.jreast.co.jp/multi/en/index.html
Tokyo Metro Information ☎ **0120-104-767**
* ☎ **0120(NTT)** - Free dial calls



Lost and Found inquiry offices

Tokyo Metro ☎ **0570-033-777**
Toei Transportation (bus and subway) ☎ **03-3816-5711**
Tokyo Metropolitan Police Department ☎ **0570-550-142**
Haneda Airport ☎ **03-5757-8111**

Narita Airport* Terminal 1 ☎ **0476-32-2105**
Terminal 2 ☎ **0476-34-5220**
Terminal 3 ☎ **0476-34-4195**
*Before departure passport control / After Customs



Youth Hostels

Japan Youth Hostels, Inc ☎ **03-5738-0546** Tokyo Central Youth Hostel ☎ **03-3235-1107**



Healthcare Information

Tokyo Metropolitan Health and Medical Information Center (Himawari) ☎ **03-5285-8181**
AMDA International Medical Information Center, Tokyo ☎ **03-6233-9266**
Fire Station Telephone Service (Guidance for medical institutions) ☎ **03-3212-2323**



International Telephone

How to make international phone calls
Dial the access number, 010, area code, and phone number (numbers that start with "0" are generally dialed with the "0" excluded).

Access Numbers

NTT Communications ☎ **0033**
KDDI ☎ **001**
SoftBank Telecom ☎ **0061**



Multilingual Services

Voice Tra

🌐 voicetra.nict.go.jp/en/



Microsoft Translator

🌐 www.microsoft.com/en-us/translator/apps/features/



Embassy

For embassy information: 🌐 www.mofa.go.jp/about/emb_cons/protocol/


Tama Zoological Park

- This zoo has many animals that live in groups within its huge zoo area rich in nature.

Lion Bus offers a real and thrilling experience!



Meet various animals like giant pandas and others from all over the world!



Ueno Zoological Gardens

- It is the first zoo in Japan, which opened in 1882. Although it is located in central Tokyo, this zoo preserves nature and its historical landscape, offering visitors an opportunity to see animals from all over the world.

TOKYO ZOOS & AQUARIUM

Tokyo Sea Life Park

- Located within Kasai Rinkai Park with a panoramic view of Tokyo Bay, this aquarium is a place where you can see more than 600 kinds of marine creatures from all over the world and encounter the familiar aquatic life.



Bluefin tuna swimming around in a large donut-shaped tank.

INOKASHIRA

Exhibit various animals, mainly Japan's native animals.



Inokashira Park Zoo

- This zoo is located next to the town of Kichijoji and Inokashira Park with lush greenery. It is divided into "Zoo Area" which includes Sculpture Museums, and "Aquatic Life Park" which has Aquatic Life House.

Conservation of wildlife

These three metropolitan zoos and one aquarium are working on the conservation of wild creatures and their habitat environments in collaboration with zoos and aquariums in Japan and all over the world.

Get a 20% discount on your admission fee by presenting this brochure.

For more details, please check the description of the respective facilities on page 63 and their websites.

<https://www.tokyo-zoo.net/sp/english/>



動物取扱業者の名称:
公益財団法人
東京動物園協会
令和5年度版
(令和5年8月31日時点)

事業所の名称: 恩賜上野動物園 東京都台東区上野公園9-83
動物取扱責任者: 平野雄三
展示22東京都展第001465号(平成19年5月24日~令和9年5月23日)

事業所の名称: 多摩動物公園 東京都日野市程久保7-1-1
動物取扱責任者: 豊嶋省二
展示21東京都展第100646号(平成19年3月15日~令和9年3月14日)

事業所の名称: 葛西臨海水族園 東京都江戸川区臨海町6-2-3
動物取扱責任者: 吉本悠人
展示22東京都展第001489号(平成19年5月29日~令和9年5月28日)

事業所の名称: 井の頭自然文化園 東京都武蔵野市御殿山1-17-6
動物取扱責任者: 吉澤円
展示21東京都展第100592号(平成19年2月16日~令和9年2月15日)

How do we get there?

Let's try this service!
It's **free!**

Online Tourist Guide

Tokyo Tourist Online Guide
Tokyo Tourist Information Center

* Supported languages: English, Japanese, Chinese and Korean

Tokyo Gourmet, enjoy by **EAT** 東京 TOKYO
TOKYO RESTAURANT SEARCH ENGINE

Multilingual support

Learn how to enjoy and table manners in Japanese cuisine!

Posting around **1,900** restaurants!
Their multilingual menus are also available!

Find restaurants from here!
menu-tokyo.jp/index.php?lang=en

TOKYO METROPOLITAN GOVERNMENT

Tokyo Vegan & Vegetarian Restaurant Guide

Over **120** restaurants in Tokyo!
Includes many restaurants that vegans and vegetarians can enjoy!

TOKYO MUSLIM Travelers' Guide

Around **180** restaurants and facilities for Muslim visitors!
Muslim-friendly restaurants, shops, mosques, and hotels are here!

Check the Guidebook

* Available in English

www.tokyotower.co.jp/en/

Book your tickets online and get a discount!



TOKYO TOWER TOP DECK TOUR

Enjoy the mesmerizing view of the city from the bright observation deck.
Welcome to a journey full of excitement.

Discover Tokyo Tower's history and learn about the Japanese capital.
Enjoy today's beauty of the city and give a glimpse into the future.
Here, at the 250m high Top Deck Tour.

65TH ANNIVERSARY
6.5 TOKYO TOWER
1958 - 2023

Tokyo City

TOURIST & BUSINESS INFORMATION



Tokyo City i Tourist Information Center

Just 1min. Walk from Marunouchi South Exit of Tokyo Station



Tourist Information



Cafe



Tourist Information



Arrangement for accommodation and transportation



Day-trip Tours



Free Wi-Fi



Postal Service



Cafe

Multi-language

EN

中

한



Tokyo Subway Ticket sales here




Website URL : <https://en.tokyocity-i.jp/>
Open Daily 9:00am-7:00pm/CAFE 7:00am-11:00pm
(Except Jan.1st and the last Sunday of June)


* Business hours are subject to change without prior notice.



Tokyo Chuo City's official website : <https://centraltokyo-tourism.com/en>
Open Daily 9:00am-9:00pm
(Except for closure of KYOBASHI EDOGRAND)



Exterior appearance



Interior appearance



Tourist Information



Borrow a WiFi router



Free Wi-Fi



Souvenirs

You can experience Japanese culture!!
(Only inside the building)



Tokyo Subway Ticket sales here



Tokyo Chuo City Tourist Information Center

Tokyo Chuo City Tourist Information Center

Direct connection to the exit No.8, Kyobashi Station on the Tokyo Metro Ginza Line
KYOBASHI EDOGRAND B1. 5min. walk from Yaeu South exit of Tokyo Station.

YouTube channel

Fun to travel in Tokyo!

TOKYO BAY Symphony Cruise

Tokyo Bay Cruising Restaurant



◁Cruising Plan▷

☀ Lunch	11:50~14:00	☀ Sunset	16:20~18:20
☀ Afternoon	15:00~15:50	☀ Dinner	19:00~21:30

Please check the website for details. ▶



www.symphony-cruise.co.jp

Tokyo Bay Cruising Restaurant SYMPHONY

都心の空のかけはし列車
東京モノレール
×
LittleTwinStar



Pretty interior

Kiki & Lala monorail in service!
Check out original goods!



© 23 SANRIO CO., LTD. APPR. NO. L644210

Use Tokyo Monorail for traveling between Haneda Airport and central Tokyo!

- ★ Only 13 minutes or a bit more between Haneda Airport and Hamamatsucho!
* Haneda Airport Terminal 3 → Hamamatsucho by Haneda Express
- ★ Various kinds of passes accepted, including JAPAN RAIL PASS and JR EAST PASS!



A mobile ticket for traveling between Haneda Airport and Hamamatsucho can be purchased with a credit card.



Convenient E-tickets for exploring Tokyo

Tokyo Multi-value Travel Tickets

<https://ars-tcvb.linktivity.io>



Exchange for transportation tickets

Admission tickets to attractions

Convenient E-tickets for sightseeing

Available for online purchase, easy to exchange with the QR codes!

Multi-language support: English, Traditional Chinese, Simplified Chinese, Korean and Japanese



All Questions to

GO TOKYO

The Official Tokyo Travel Guide

ACCESS?

EVENTS?

SHOPPING?



<https://www.gotokyo.org/en/>

Meet Tokyo as never before.

HELLO! TOKYO FRIENDS

Make friends in "Roblox" & Take your special travel with "AR"!

Official Website



The photo is for reference only. It may differ from the actual screen.



PR base for Tokyo brands #Tokyo Tokyo BASE



"Tokyo Omiyage (Tokyo Souvenirs)"



Experience Japanese Culture!



Disseminating information about Tokyo

#Tokyo Tokyo BASE

Haneda Airport Terminal 3, 4th floor, EDO MARKET PLACE
Operating Hours 8:00AM to 9:00PM
Open all year round



From famous spots to hidden gems
Countless brochures about Tokyo tourism available now!



TOKYO Brochures

<https://www.gotokyo.org/book/en/>



Supported languages

English, Japanese, Simplified Chinese, Traditional Chinese, Korean and Thai

Tokyo Metropolitan Government

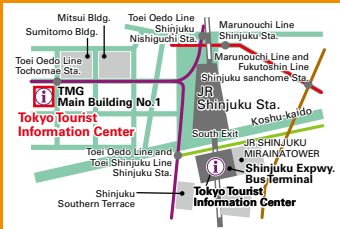
Main Building No.1, 1F

2-8-1 Nishi-shinjuku, Shinjuku-ku

☎03-5321-3077

🕒9:30-18:30

- ☑️ Year-end & New year season and inspection days of the T.M.G. Building.
- Internet Service available
- Free Wi-Fi available



Tokyo Tourist Information Centers



We provide sightseeing information, transportation tips, and can offer accommodation recommendations.

Need a map?
Feel free to drop by!

*Check beforehand as situations may change.

Busta Shinjuku

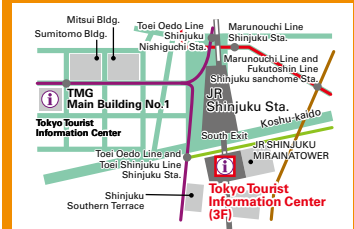
Shinjuku Expressway Bus Terminal, 3F

5-24-55 Sendagaya, Shibuya-ku

☎03-6274-8192

🕒6:30-23:00

- ☑️ Open 365 days
- Internet Service available
- Free Wi-Fi available



Haneda Airport

Terminal 3, 2F

2-6-5 Hanedakuko, Ota-ku

☎03-6428-0653

🕒Open 24 hours

☑️ Open 365 days

- Internet Service available
- Free Airport Wi-Fi available

Keisei Ueno

In front of the ticket gate

1-60 Uenokoen, Taito-ku

☎03-3836-3471

🕒8:00-18:30

☑️ Open 365 days

- Internet Service available
- Free Wi-Fi available

Tama

ecute Tachikawa, 3F

3-1-1 Shibasaki-cho, Tachikawa City

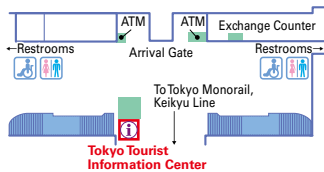
☎042-527-8611

🕒Monday-Saturday 10:00-21:30

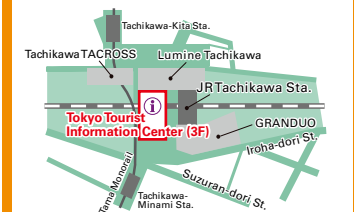
Sundays and holidays 10:00-21:00

- ☑️ Open 365 days
- Internet Service available
- Free Wi-Fi available

Arrival Lobby, 2F



Keisei-Ueno Station 1F



Japanese Prefectural Tourism Promotion Corner

The corner offers tourist information about attractions in various locations of Japan.

Tokyo Metropolitan Government Main Building No.1, 1F 2-8-1 Nishi-shinjuku, Shinjuku-ku

☎03-5321-0566 🕒9:30-18:30 ☑️ Year-end & New year season and inspection days of the T.M.G. Building.

*Check beforehand as situations may change.

WEB "GO TOKYO" - The Official Tokyo Travel Guide

Filled with the latest information on sightseeing in Tokyo. Please be sure to visit our website.

www.gotokyo.org/en/



Tokyo Convention & Visitors Bureau

6th Floor Nisshin Building, 346-6 Yamabuki-cho, Shinjuku-ku, Tokyo 162-0801

www.tcvb.or.jp/en/



リサイクル適性
この印刷物は、印刷用の紙へ
リサイクルできます。

2024/3