

Listed facilities may take measures against the spread of COVID-19 infection such as temporary closures, changes in opening hours, and restricted admission. Please contact the facilities for details.

## Area Kabukicho

Kabukicho was established in 1948 as part of World War II damage reconstruction. The name came from a plan to attract a Kabuki theater in the area, although it was not materialized, it helped bring a wave of other entertainment complexes to Kabuki-cho. Theaters, movie theaters, restaurants, bars were constructed one after the other, and soon Kabuki-cho had become the largest entertainment district in Japan. Safe and enjoyable town planning has been promoted and the area attracts many visitors.



## 5 Godzilla head (Shinjuku Toho Building)

The Godzilla head is at the 8th floor terrace of the Shinjuku Toho Building, which was opened at the site of the former Shinjuku Koma Stadium. It is roughly 50 meters-high, which is the same as the height of the Godzilla in the first Godzilla movie released in 1954. On the path near the entrance of the Shinjuku Toho Building are 2 types of manholes with Godzilla designs.



**DATA**  
1-19-1 Kabukicho, Shinjuku-ku  
5 minutes on foot from the Shinjuku station east exit (JR line),  
3 minutes on foot from Seibu Shinjuku station (Seibu line)

## 6 Kabukicho Cinecity Square

The square in front of the former Shinjuku Koma Stadium. It is used for gatherings and various events such as food festivals and musical events.



**DATA**  
1-19 Kabukicho, Shinjuku-ku

## 7 Suehirotei

Built in 1946, Suehirotei is an esteemed rakugo (traditional comic storytelling) and irmono (various entertainments other than storytelling) theater that has held regular performances dating back to the Edo period (1603-1868). Made of wood, this distinguished looking building has both Japanese tatami seats and chairs available for the audience (City-designated cultural asset). The show changes its performers and programs every 10 days, and holds late night shows performed by young comic story tellers every Saturday night.



**DATA**  
3-6-12 Shinjuku, Shinjuku-ku 03-3351-2974  
1 minute on foot from Shinjuku-sanchome Station (Metro),  
7 minutes on foot from the Shinjuku station east exit (JR/Odakyu/Metro lines),  
7 minutes on foot from Seibu-Shinjuku Station (Seibu line)

## 8 Hanazono-jinja Shrine

The astonishing vermillion Hanazono-jinja shrine houses the guardian deity of Shinjuku. Hanazono-jinja is a popular tourist spot, and is well-loved by locals who use it to escape from the bustle of Shinjuku and relax. The Aozora-Kotto-Ichi (open-air antique flea market) is held here every Sunday (canceled for rain). In November, you can visit the Tori-no-Ichi market, where stalls selling rakes (to businesses, in order to "rake in" prosperity) and even a freak show can be found.



**DATA**  
5-17-3 Shinjuku, Shinjuku-ku 03-3209-5265  
7 minutes on foot from the Shinjuku station east exit (JR/Keio/Odakyu/Seibu/Metro lines),  
3 minutes on foot from Shinjuku-sancyome station (Metro)

## ACCESS



### Stations around Shinjuku





**Offering Shinjuku Free Wi-Fi services.**  
~Shinjuku City Public wireless LAN service~



It can be used right away with a simple registration process where you enter information such as your email address. Please visit the official Shinjuku Convention & Visitors Bureau website for details on where it is available.



リンクする、新宿アート&カルチャー  
**新宿フィールドミュージアム**  
Shinjuku event/cultural facility information website ↑



温故知しん!じゅく散歩  
新宿文化観光資源案内サイト  
Shinjuku culture and tourism information website ↑

**SHINJUKU TOURIST INFORMATION**

Opening hours 10:00-19:00  
※Closed for the year-end and New Year holidays



The data on these facilities is as of September 2021. 2021-4-2801

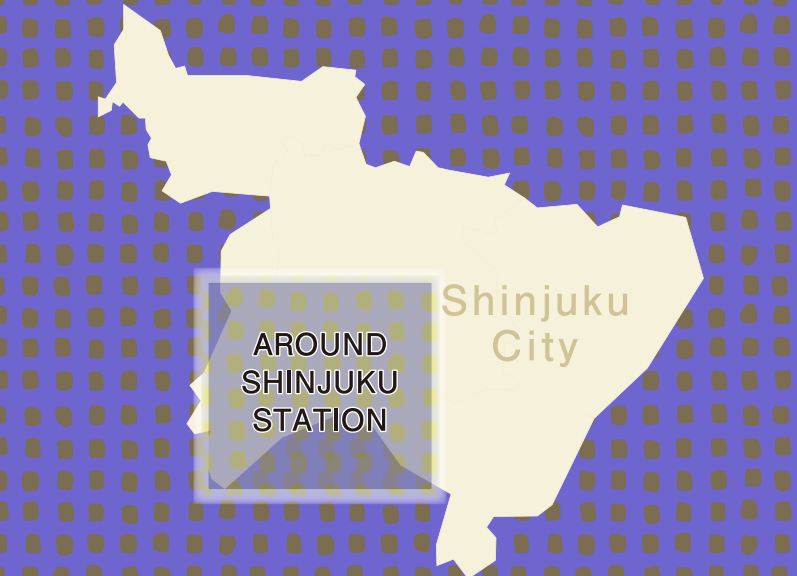
**Inquiries**  
**Shinjuku Convention&Visitors Bureau**  
〒160-0023 BIZ Shinjuku 3F,6-8-2 Nishi-Shinjuku, Shinjuku-ku  
TEL:03-3344-3160 (in Japanese) FAX:03-3344-3190 (in Japanese)  
info@kanko-shinjuku.jp (in Japanese)  
http://www.kanko-shinjuku.jp

## Shinjuku tourist map

# AROUND SHINJUKU STATION

## 新宿駅周辺

— The area where innovation and tradition coexists —



Edited and Published by

Shinjuku City・Shinjuku Convention&Visitors Bureau

〈英語版〉



## AROUND SHINJUKU STATION 新宿駅周辺

### 1 Tokyo Metropolitan Government Building

The Tokyo Metropolitan Government Building was designed by the architect Tange Kenzo, and completed in 1991. A panoramic observation deck (entrance free) on the 45th floor of Main Building No. 1 provides a 202 meter high view of Tokyo. The restaurants, cafes, and employee cafeterias are all available to the public.



**DATA**  
2-8-1 Shinjuku, Shinjuku-ku 03-5320-7890  
●North Observatory: 10:00 - 17:30 (open until 20:00 when the South Observation is closed)  
●South Observatory: 10:00 - 20:00  
●North Observatory: The 2nd and 4th Monday of each month  
●South Observatory: The 1st and 3rd Tuesday of each month  
※When a holiday falls on one of these days, the observatory is opened and the following day is closed.  
※ On maintenance days, both observatories are closed. Due to repairs, the number of elevators servicing the observatories have been reduced. On crowded days, entrance to the observatories may be limited. For more information see the Tokyo Metropolitan Government official website.  
10 minutes on foot from the Shinjuku station west exit (JR/Keio/Odakyu/Seibu/Metro lines),  
10 minutes on foot from Shinjuku-nishiguchi station (Metro), 1 minute on foot from Tochomae station (Metro)

### 2 Shinjuku Gyoen National Garden

Shinjuku Gyoen National Garden is a large, well-known park in Shinjuku that blends Western and Japanese style gardens. Besides the tea house and restaurant, the park also contains buildings related to the Imperial household. In spring it is a popular location for viewing cherry blossoms, in fall people gather to see the autumn colors, and in November it hosts an exquisite chrysanthemum exhibit.



**DATA**  
11 Naitoumachi, Shinjuku-ku 03-3350-0151 9:00-16:00(closes 16:30) Varies by time of year  
Monday (if Monday is a national holiday, closed on the next weekday) and December 29 to January 3  
Adults ¥500 (Group discount ¥400), 65 and over, Students ¥250, 15 and under FREE  
●Shinjuku gate: 10 minutes on foot from the Shinjuku station south exit (JR/Keio/Odakyu lines), 5 minutes on foot from Shinjuku-sanchome station (Metro), 5 minutes on foot from Shinjuku-Gyoemmae station (Metro)  
●Okido gate: 5 minutes on foot from Shinjuku-Gyoemmae station (Metro)  
●Sendagaya gate: 5 minutes on foot from Sendagaya station (JR line), 5 minutes on foot from Kokuritsu-kyogijo station (Metro)  
※Alcohol and recreational items are prohibited  
※Please check to see if the garden is open at the Shinjuku Gyoen National Garden website below before coming.  
http://www.env.go.jp/garden/shinjukugyoen/

### 3 Juniso Kumano-jinja Shrine

This shrine, built in the Muromachi Period (1336-1573), houses the local deity of the Tsunohazu region (modern day Kabukicho and Nishi-shinjuku). Here you will find the "Junisounohi" monument, the "Shichi-nin Yakusha-zu-ema(votive picture of horse)" and the "Shiki-sanban hounougaku(votive tablet)", which are votive tablets donated to the shrine from kabuki actors. You can also see a saucer with inscriptions from the famed kyouka (comic tanka) composer Ota Nampo (Shokusanjin), and other cultural treasures.



**DATA**  
2-11-2 Nishi-shinjuku, Shinjuku-ku 03-3343-5521  
15 minutes on foot from the Shinjuku station west exit (JR/Keio/Odakyu/Seibu/Metro lines),  
5 minutes on foot from Tochomae station (Metro), 9 minutes on foot from Nishi-shinjuku station (Metro)

### 4 Shinjuku Chuo Park

An 80 thousand square-meter lush green park next to the skyscrapers of western Shinjuku. It includes a grassy field, a forest for ward residents, a water park where flea markets are held, and a multipurpose athletic field with a running track. The exchange facility SHUKNOVA here has restaurants and a fitness club and offers various programs where visitors can engage in both indoor and outdoor activities such as bouldering and yoga as well as enjoy food and tea in a comfortable atmosphere with a woody aroma.



**DATA**  
2-11 Nishi-shinjuku, Shinjuku-ku  
03-3342-4509  
10 minutes on foot from the Shinjuku station west exit (JR/Keio/Odakyu/Seibu/Metro lines),  
1 minute on foot from Tochomae station (Metro), 5 minutes on foot from Nishi-shinjuku station (Metro)  
<SHUKNOVA>  
●ENGAWA TERRACE (1F): Always open  
●MIHARASHI TERRACE (2F): Weekdays 7:00 - 21:00, Saturdays, Sundays, and national holidays 8:00 - 18:00  
※Please visit the official SHUKNOVA website for the names and hours of the establishments within the facilities.



Key

Address

Phone Number

Business Hours

Closed On

Entrance Fee

Directions

Area

A town where you can experience culture and art.

Museums

One of the appeals of the area around Shinjuku Station is that it lets you experience culture and art up close as it is filled with art museums, resource centers, and art galleries.

9

Memorial Museum for Soldiers, Detainees in Siberia, and Postwar Repatriates

(commissioned by the Ministry of Internal Affairs and Communications)

33rd floor, Shinjuku Sumitomo Building, 2-6-1 Nishi-shinjuku, Shinjuku-ku

03-5323-8709

Free

10 minutes on foot from the Shinjuku station west exit (JR/Keio/Odakyu lines), 5 minutes on foot from Nishi-shinjuku station (Metro), 1 minute on foot from Tochomae station (Metro)

Memorial Museum for Soldiers, Detainees in Siberia, and Postwar Repatriates

10

Sompo Museum of Art

1-26-1 Nishi-shinjuku, Shinjuku-ku

03-5777-8600

Admission

5 minutes on foot from the Shinjuku station west exit (JR/Keio/Odakyu/Metro lines), Nishi-shinjuku station/Tochomae station (Metro)

Sunflowers by Vincent Van Gogh (1888)  
A property of Sompo Museum of Art

11

NAKAMURAYA SALON Museum of Art

3rd floor, Shinjuku Nakamura Building, 3-26-13 Shinjuku, Shinjuku-ku

03-5362-7508

Admission

2 minutes on foot from the Shinjuku station east exit (JR line), adjacent to the Shinjuku station A6 exit (Metro)

NAKAMURAYA SALON Museum of Art

12

Tokyo Opera City Art Gallery

3-20-2 Nishi-shinjuku, Shinjuku-ku

050-5541-8600 (Hello Dial)

11:00-19:00 (admission until 18:30)

Mondays (on holidays, the following day), the New Year's holiday, during replacements of exhibits, and days all building facilities are closed

Varies according to the exhibition, free admission for junior high school students and below

5 minutes on foot from the Hatsudai Station east exit (Keio New Line), 14 minutes on foot from Sangubashi Station (Odakyu line), 17 minutes on foot from Nishi-shinjuku-gochome Station (Metro)

Photography: Keizo Kioku

Public art

Public art that anyone can enjoy in a public outdoor space. There are many locations in the area around Shinjuku Station with public art that are popular as meeting places and photo spots.

13

"LOVE"

(Creator: Robert Indiana)

14

"Hand of Peace"

(Creator: Keimu Kamata)

15

"Hanao-san"

(Art production/direction: Tomokazu Matsuyama)

Square design: sinato

Photo: Takumi Ota



Try Shinjuku WE BUS

Shinjuku WE BUS (operated by Keio Bus Co., Ltd.) is a bus that offers a fun tour of the entire area around Shinjuku Station. We aspire to be an environmentally-friendly bus that even people visiting Shinjuku for the first time can ride comfortably.

\*Route maps and timetables can be viewed by scanning the QR code on the right.  
For Question ☎Traffic Division Traffic Planning Section ☎03-5273-4265  
☎Keio Bus Co., Ltd. Nakano Sales Office ☎03-3382-1511

