



Introducing
six routes
with less barriers



Wheelchair-friendly and
stroller-friendly



Chiyoda City Tourism Accessible Travel Guide



Free smartphone app assists your sightseeing.

Videos help
you navigate
through complex routes!

@AR

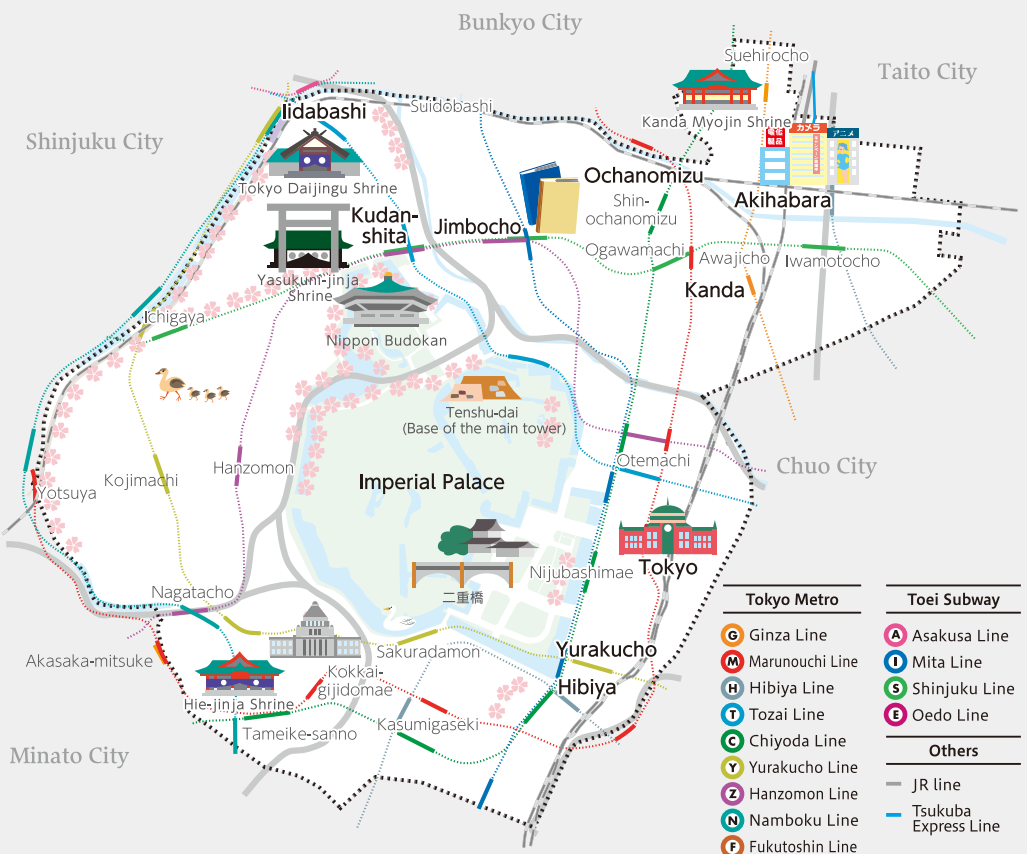


A total platform
for AR contents

The Charm of Chiyoda



Chiyoda City—the heart of Japan since the Edo period—is home to the expansive Imperial Palace which spans over 12 percent of the city. You'll find Tokyo Station, Yurakucho, Akihabara, Kanda, and more here. Some parts of the city still retain an Edo period atmosphere, while other areas showcase the latest pop culture. Past and present mingle together here, creating a cityscape full of variety. This ageless city will certainly spark curiosity of those who visit there. In the springtime, you can see beautiful cherry blossoms everywhere.



Access to Tokyo Station

About 30 minutes from
JR Yokohama Station on the Tokaido Main Line.

About 40 minutes from
JR Omiya Station on the Utsunomiya Line
or Takasaki Line.

About 40 minutes from
JR Chiba Station on the Sobu Line rapid train.

About 60 minutes from
Narita International Airport on the Narita Express.

About 35 minutes from
Haneda Airport on the Tokyo Monorail, transfer at
Hamamatsucho Station

Access to Akihabara Station

About 45 minutes from Tsukuba Station
on the Tsukuba Express, by the fastest train.



How to Use this Guide

This guide was created for people who use a wheelchair, cane, stroller, or other means of assistance, so that they can enjoy sightseeing around Chiyoda City without difficulties. Avoiding steps and uneven paths as much as possible, it introduces spots and routes with less barriers. This handy booklet also contains accessibility information around the routes. To navigate through complicated routes, use the free app @AR for assistance. See the page to the right to find out how to use the app. As circumstances vary by person, use this guide to make a travel plan that you find comfortable in your condition.

Accessibility information included in this guide is based on data as of November 2018. Please check the latest information before you visit. All photos contained herein are for illustrative purposes only. Opening hours and facility holidays are subject to change during the year end and New Year's, and consecutive holidays. We do not compensate for any damage or loss incurred due to the content of this guide or @AR. Thank you for your understanding.



Sightseeing spots along routes and icons on the map

The distance and journey time between sightseeing spots on a route are calculated on the basis of 62 cm/stride and 3.2 km/h.

Icons on the route map



Wheelchair-accessible restaurants



Wheelchair-accessible restrooms



Free Wi-Fi spots
(CHIYODA Free Wi-Fi spots and others)



Photo spots
(The direction of the flash shows the direction of a camera)



Police boxes



Air pumps



Slopes near a route which are steeper than 2 degrees



Wheelchair-friendly elevator entrance to JR stations



Wheelchair-friendly elevator entrance to Tokyo Metro stations



Wheelchair-friendly elevator entrance to Toei Subway stations

The color of the ● and the number below transportation logos indicate the line and station that are wheelchair accessible.
(E.g.: ●C11 means Chiyoda Line, Otemachi Station)



Wheelchair-friendly elevator entrance to Tsukuba Express stations



About the Index page (Accessibility information: Page 29-33)

[Regarding Facility Information]

1, 2, 3, 4, 5, and 6 indicate a route number, and M indicates the map page.

[How to Use the Accessibility Information Table]

Blue columns list facilities related to wheelchair users. Pink columns list facilities mainly related to persons with infants and toddlers.

Restaurant: Availability of a wheelchair-accessible restaurant (○ means some restaurants in the complex are not accessible)

Restroom: Availability of a wheelchair-accessible restroom

Elevator: Availability of a wheelchair-friendly elevator (○ means general elevators)

Parking: Availability of a wheelchair-friendly parking space

Wheelchair rental: Availability of wheelchairs for rent within the facility

Ostomate-friendly: Availability of a restroom with ostomate facilities

Written communication: Availability of written communication

Changing table: Availability of a diaper changing table (Adults allowed: Adults can also use the table)

Nursing room: Availability of a nursing room

Route 1 Tokyo Station Area P2

Follow the footsteps of modernization starting from Tokyo's gateway.

Route 2 Hibiya & Yurakucho Area P6

Have fun downtown packed with various new Tokyo attractions.

Route 3 Imperial Palace Area P10

Take a stroll through nature while looking back on the memory of Edo Castle.

Route 4 Iidabashi & Kudanshita Area P14

Look back at the lives of people who lived in Chiyoda, from the Edo period through the postwar era.

Route 5 Akihabara & Kanda Area P18

Experience pop and traditional cultures and savor delicious meals at long-standing restaurants.

Route 6 Ochanomizu & Jimbocho Area P22

Explore streets lined with used bookstores where well-read people gather, and feel the breeze of culture.

Chiyoda Souvenirs & Food P26

Best Photo Spots & Seasonal Events P28

INDEX P29

Chiyoda City Tourism
Accessible Travel Guide

Kururin Chiyoda

STAFF

Accessibility information by
NPO Live With Dream

Edited and designed by
Bookmark Co., Ltd.

AR production and delivery by
Elecom Co., Ltd.

Published by
General Incorporated Association
Chiyoda City Tourism Association

Second printing, March 2021



Chiyoda City Tourism Association
CHIYODA CITY TOURISM

1-6-17 Kudan-minami,
Chiyoda-ku
10:00-18:00
(weekdays only)

TEL 03-3556-0391

FAX 03-3556-0392

info@kanko-chiyoda.jp
<https://visit-chiyoda.tokyo>

Tourist Information Center
(Counter services only)

10:00-18:00

(Closed on 4th Sunday
of the month)

How to use @AR


1

Scan the 2D barcode to install the @AR app.




2

Start the app and scan an @AR mark.




3

Watch AR videos to navigate through even the most complex route!



Route 1

Tokyo Station Area

Best season to visit  Spring  Summer  Fall  Winter

Follow the footsteps of modernization starting from Tokyo's gateway.


Time required ▶



Approx. 4 1/2 hours

(Without stops: 1 1/2 hours)

Total traveling distance ▶

Approx. 4.1 km

 Tokyo Station Marunouchi Ekimae Square

Start	1	2	3	4	5	6	7	8	Goal
Tokyo Station	Tokyo Station Marunouchi North Exit Dome	Tokyo Station Gallery	KITTE	Mitsubishi Ichigokan Museum, Tokyo	Meiji Seimei kan	Wadakura Fountain Park	The Industry Club of Japan Hall	Former Site of Kitamachi Bugyosho	Tokyo Station
0 m	25 m	360 m	730 m	230 m	585 m	1.15 km	690 m	290 m	
0 min	1 min	7 min	13 min	4 min	11 min	22 min	13 min	6 min	
JR 	5 min	40 min	40 min	60 min	20 min	10 min	10 min	5 min	JR 

1

Tokyo Station Marunouchi North Exit Dome

Tokyo Station opened in 1914, and its Marunouchi Building was restored to its original glory in 2012. Eight eagle reliefs and zodiac sign sculptures that adorn the dome's ceiling were reproduced based on original designs.





P30

2

Tokyo Station Gallery


 Restrooms

Tokyo Station Gallery opened in the Tokyo Station Marunouchi Building in hopes of making the station a place of culture, instead of a mere transportation hub. Housed in the historic 100-year-old building which has been designated as an Important Cultural Property, this gallery is famous for its brick-walled exhibition rooms.

 03-3212-2485 10:00-18:00

Closes at 20:00 on Fri.

P29



©TokyoTenderTable

3

KITTE

Fully accessible
Many things
to check out!



The former Tokyo Central Post Office building was partly preserved and renovated to house this commercial complex. You can enjoy the Intermediatheque on the 2nd and 3rd floor, faithfully reproduced Former Postmaster's Room, and the wonderful view from KITTE Garden.



Shops

11:00–21:00

Close at 20:00

on Sun. & national holidays

Hours vary at some
restaurants/shops.

Restaurants and cafés

11:00–23:00

Close at 22:00

on Sun. & national holidays



P28

P30

P32

4

Mitsubishi
Ichigokan Museum, Tokyo

Restrooms
Restaurants

The red brick building is a reconstruction of Mitsubishi Ichigokan which was built in 1894. The museum collects works of late 19th century western art, among others.



03-5777-8600 (Information line)



10:00–18:00

See the museum's official website for details.

P27

P29

5

Meiji Seimei Kan

Restrooms

Said to be the finest piece of Classical-style architecture, Meiji Seimei Kan was the first building constructed in the Showa period that has been designated as an Important Cultural Property. Its construction was completed in 1934. Main rooms that remind you of historic events such as the conference room which was used for the Allied Council for Japan meetings after World War II are worth visiting.



03-3283-9252



11:00–17:00 on Sat. & Sun.

16:30–19:30 on Wed., Thu., & Fri.

P30



6

Wadakura
Fountain Park

Restrooms
Restaurants

This park was constructed in 1961 to commemorate the wedding of the Crown Prince at that time. The large fountain was later renovated. Other sculpture fountains found in the park which are lit up at night, creating a fantastic sight are also beautiful. There is a restaurant and free rest area with open-air seating.



Open every day

P29

7

The Industry Club
of Japan Hall

Established as a businessmen's social club, the hall witnessed dynamic changes in the postwar period. It's one of few architectures in Japan that are built in the authentic Secession style. Though the building was renovated in 2003, parts of it have been preserved and restored. Please enjoy the building's exterior as it is a membership club.



8

Former Site
of Kitamachi Bugyosho

This was the office of Toyama Saemonnojo, a.k.a. Toyama no Kin-san—a famous and wise magistrate of the Edo period—from 1840 to 1843. A monument and restored stone foundation can be found in Marunouchi Trust City and GranTokyo.



▲ Monument

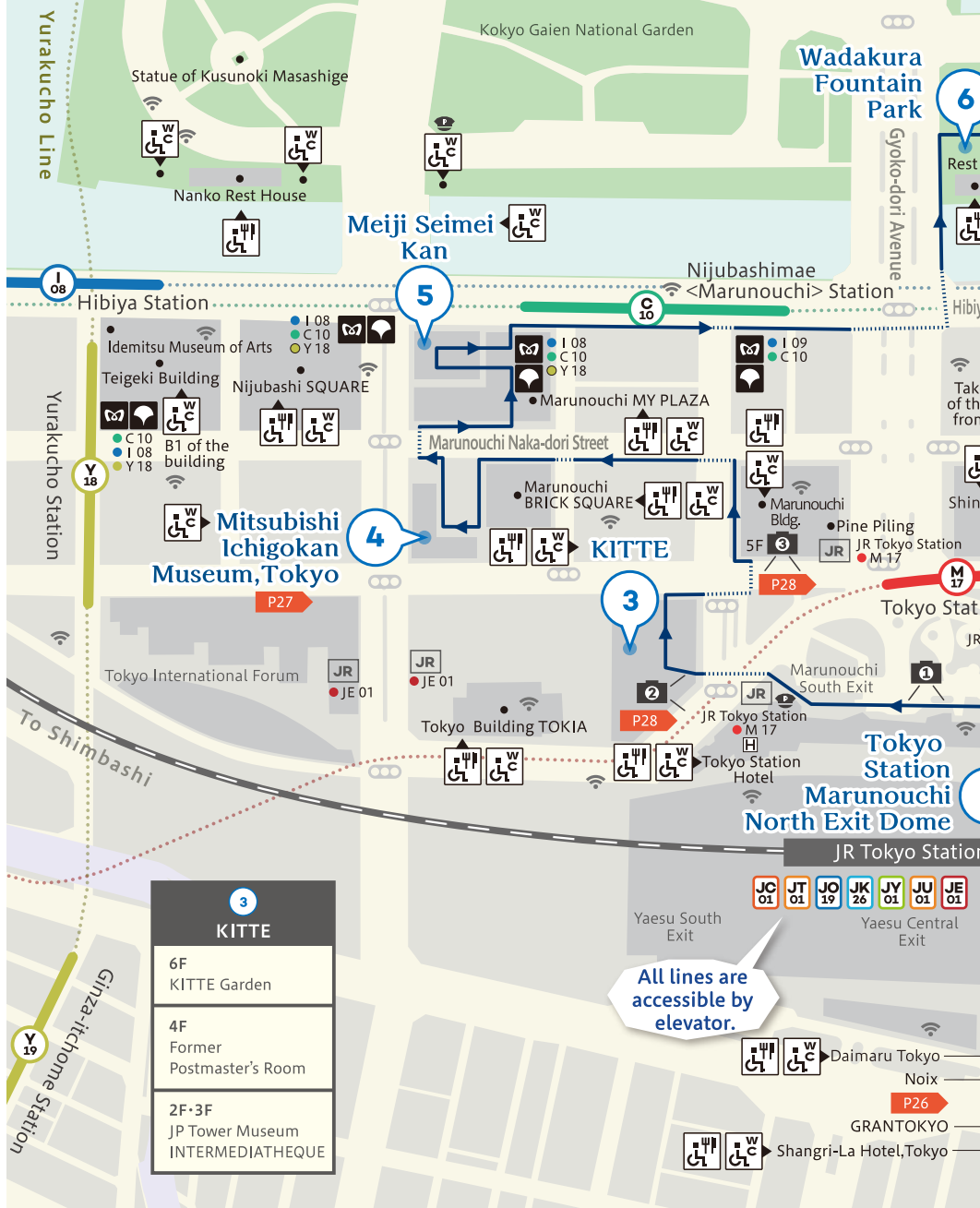
Information panel ▶



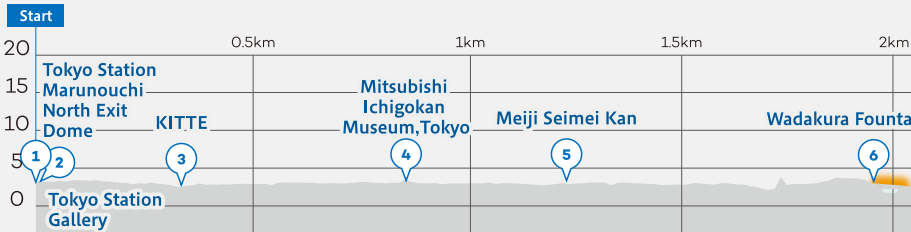
P30

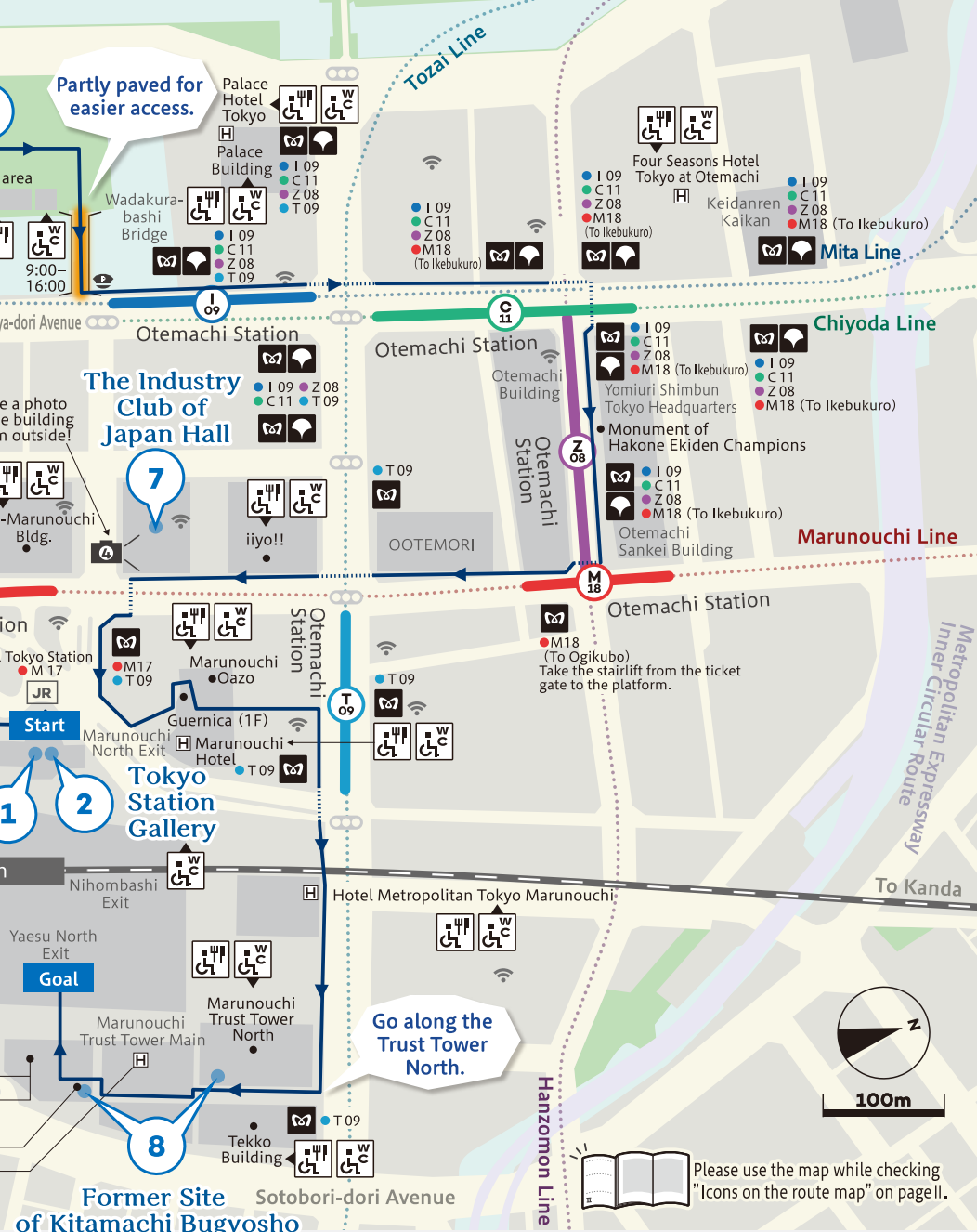
P32

P30



Route Elevation Profile








	2.5km	3km	3.5km	4km	Goal
in Park					20
The Industry Club of Japan Hall					15
					10
					5
					0 m

Route 2

Hibiya & Yurakucho Area

Best season to visit  Spring  Summer  Fall  WinterHave fun downtown packed
with various new Tokyo attractions.

Time required ▶

Approx. 5 1/2 hours

(Without stops: 1 hour)

Total traveling distance ▶

Approx. 3 km

Start

Yurakucho Station
JR
125 m
▶
2 min1 Tokyo International
Forum
20 min285 m
▶
6 min2 Mitsuo Aida
Museum
60 min475 m
▶
9 min3 Tokyo Kotsu Kaikan
20 min255 m
▶
5 min4 Konica Minolta
Planetaria Tokyo
50 min425 m
▶
8 min5 Godzilla Statue
5 min45 m
▶
1 min6 TOKYO MIDTOWN
HIBIYA
30 min235 m
▶
5 min7 Hibiya Park
30 min865 m
▶
16 min8 Idemitsu Museum
of Arts
50 min300 m
▶
6 minGoal
Yurakucho Station
JR


1

Tokyo
International ForumFully accessible
See the official website
for details!

It is one of the representative international convention centers in Tokyo where the former Tokyo Metropolitan Government Building used to be. There are 8 halls, 34 conference rooms, Mitsuo Aida Museum, etc., and various events are held all the time.



☎ 03-5221-9000
🕒 7:00-23:30

P30



2


Mitsuo Aida Museum

The museum exhibits calligrapher and poet Mitsuo Aida's work, who is well known for his bestselling book *Ningen Damono* (Only human after all).

☎ 03-6212-3200
🕒 10:00-17:30

P27

P29



3 Tokyo Kotsu Kaikan

Restrooms
Restaurants

A large complex building with a revolving restaurant situated at 55 meters above ground. The terrace on the third floor commands a view of Tokaido Shinkansen up close—a perfect spot for train lovers! Antenna shops from all over Japan are also available.

☎ 03-3212-2931
🕒 9:00-22:30
Hours vary by shop/restaurant.

📍 P28 P32



4 Konica Minolta Planetaria Tokyo

Restrooms
Restaurants

Using cutting-edge projection equipment, this planetarium theater offers innovative entertainment that combines vivid, detailed full dome images of a night sky with theatrical plays and live music. The café in the theater offers cocktails inspired by dazzling galaxies.

☎ 03-6269-9952
🕒 10:30-22:00 Closes at 21:00 on Fri.

📍 P30



5 Godzilla Statue

Hibiya Chanter Plaza was renovated and became Hibiya Godzilla Square. Shin Godzilla Statue is about 3 meters tall including its pedestal. The storyboard for the first *Godzilla* movie and more are stored inside the statue.



© TOHO CO., LTD.

📍 P30

6 TOKYO MIDTOWN HIBIYA

Fully accessible
Recommended for window shopping!



A large complex facility overlooking Hibiya Park, which accommodates about 60 shops and restaurants. The vista from the Park View Garden on the sixth floor will make you feel relaxed.

☎ 03-5157-1251
🕒 Shops: 11:00-21:00
Restaurants: 11:00-23:00
Hours vary at some restaurants/shops.

📍 P28 P32



7 Hibiya Park

Restrooms
Restaurants

Hibiya Park was constructed as the first Western-style modern park in Japan. Take a stroll in the park and enjoy looking around the flower beds full of beautiful seasonal flowers and greenery.

☎ 03-3501-6428
🕒 Open every day

📍 P29



8 Idemitsu Museum of Arts

The museum interior retains traditional Japanese atmosphere. In the spacious, relaxing museum, ancient Oriental artworks including Japanese paintings, works of calligraphy, Chinese and Japanese ceramics, and more are on display.

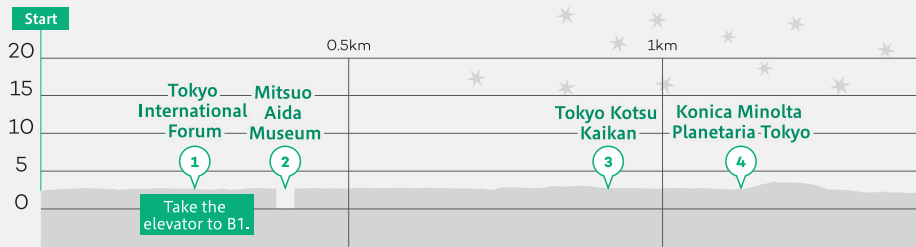
☎ 03-5777-8600 (Information line)
🕒 10:00-17:00
Closes at 19:00 on Fri.

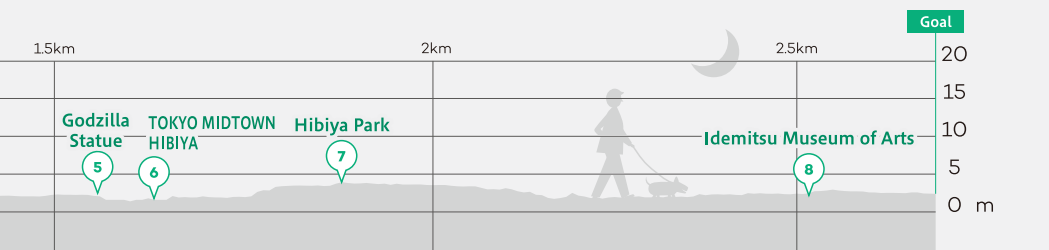
📍 P29





Route Elevation Profile





Route 3

Imperial Palace Area

Best season to visit  Spring  Summer  Fall

Take a stroll through nature while looking back on the memory of Edo Castle.

Time required ▸

Approx. 2 1/2 hours

(Without stops: 1 1/2 hours)

Total traveling distance ▸

Approx. 5.2 km

P29

Start	1	2	3	4	5	6	7	8	Goal
Otemachi Station	East Gardens of the Imperial Palace Ote-mon Gate	Sannomaru Shozokan (Museum of the Imperial Collections)	Hyakunin-bansho Guardhouse	Fujimi-yagura (Mt. Fuji-View Keep)	Site of Matsuno-o-roka Corridor	Tenshudai (Remains of the main tower)	Suwano-chaya Tea House	Soto Sakura-da-mon Gate	Nijubashimae Station
135 m 3 min	170 m 3 min	165 m 3 min	300 m 6 min	160 m 3 min	315 m 6 min	960 m 18 min	2 km 37 min	1 km 19 min	
5 min	10 min	10 min	3 min	1 min	10 min	1 min	10 min		
    									

Right nearby

 Restrooms

1

East Gardens of the Imperial Palace Ote-mon Gate

This gate was the front gate to Edo Castle. Once you enter the Ote-mon Gate, you come into an enclosed square called "masugata," which served to hold back invading enemies. Surrounding white walls have holes called "hazama," through which defending soldiers fired guns.



2

Sannomaru Shozokan (Museum of the Imperial Collections)

The museum owns about 9,800 pieces of invaluable documents, paintings, works of calligraphy, artifacts, and more that have been passed down through generations in the Imperial Household. The Japanese Government opened it to the public in 1989.



3 Hyakunin-bansho Guardhouse

Over 45 meters long north to south, Hyakunin-bansho was the largest guardhouse in Edo Castle. Four squads of the Teppo Hyakuningumi (a hundred-men firearms troop) took turns guarding the castle. This guardhouse is called “Hyakunin-bansho” because a hundred security guards were stationed here day and night.



4 Fujimi-yagura (Mt. Fuji-view Keep)

This turret is also called “Happo-shomen-no-yagura (all-front-facing tower)” because the tower looks the same from all angles and positions. It’s a key structure in Edo Castle, and served as the castle keep after the Tenshukaku main tower was lost to fire in 1657.



5 Site of Matsuno-o-roka Corridor

It was in this very corridor that the Matsuno-Roka Attack—a historical incident featured in the movie Chushingura—took place. This grand corridor was lined with sliding doors that were painted with pine trees. It was the second longest corridor in Honmaru palace, at 19 meters long to the west, 31 meters long to the north, and 5 meters wide, forming a “L” shape.



6 Tenshudai (Remains of the main tower)

Tenshukaku main tower was once the symbol of shogun’s power. After the tower was lost to the great fire in 1657, its base was reconstructed but not the tower itself. A stone wall structure of the main tower remains to this day.



Right nearby

 Restrooms

7 Suwano-chaya Tea House

Originally built in the times of 11th shogun Ienari, this tea house was relocated from Fukiage Gardens to its current location in 1968. The elegant, traditional tea house-style structure is a 1912 reconstruction of the original building. Visitors can enjoy looking at the tea house from outside. From mid-April to June every year, a wonderful view of vivid-colored azaleas and the tea house entertain visitors’ eyes.



8 Soto Sakurada-mon Gate

This is where the Sakuradamon Incident—the assassination of Chief Minister Ii Naosuke by ronin samurai of the Mito Domain—took place. As the starting point of the Odawara Kaido trade route, the gate is also called Odawara-guchi. Masugata—a defensive structure against enemy invasion—still remains completely intact at this invaluable gate.





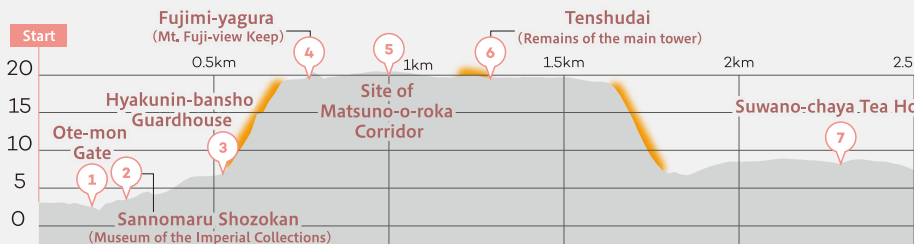
100m

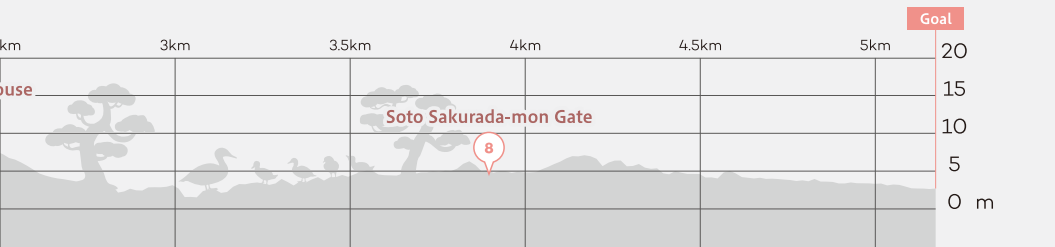


Please use the map while checking
"Icons on the route map" on page II.






Route Elevation
Profile





Route 4

Iidabashi & Kudanshita Area

Best season to visit  Spring  Summer  Fall

Look back at the lives of people who lived in Chiyoda, from the Edo period through the postwar era.

Time required ▶

Approx. 4 1/2 hours

(Without stops: 1 1/2 hours)

Total traveling distance ▶

Approx. 3 km

Start	1	2	3	4	5	6	7	Goal
Iidabashi Station	Ushigome Mitsuke Stone Wall	Tokyo Daijingu Shrine	Yasukuni-jinja Shrine	Yushukan Museum	Statue of Oyama Iwao & Bronze Statue of Shinagawa Yajiro	National Showa Memorial Museum	Former Site of Bansho Shirabesho	Kudanshita Station
40 m ▶ 1 min	280 m ▶ 5 min	1.1 km ▶ 20 min	115 m ▶ 2 min	840 m ▶ 16 min	195 m ▶ 4 min	30 m ▶ 1 min	80 m ▶ 2 min	
JR G Y N V	5 min	15 min	30 min	60 min	10 min	60 min	5 min	G Y T Z

1

Ushigome Mitsuke Stone Wall

This stone wall was built when the outer moats of Edo Castle were completed in 1636. Today, you can see parts of the stone wall on both sides of the bridge. It's one of the spots around the remains of the outer moats where you can best get a glimpse of what the castle looked like in the past.




P30

2

Tokyo Daijingu Shrine

 Restrooms

Founded in 1880, this shrine worships the deities that are enshrined at Ise Jingu, and is affectionately called "Oise-sama in Tokyo." It's also known as a shrine that established Shinto wedding rituals. A visit to the shrine will bring you luck in finding love.

 03-3262-3566

P27

P29



3 Yasukuni-jinja Shrine

Restrooms
Restaurants

Founded in 1869 on the order of Emperor Meiji, this Shinto shrine is dedicated to those who died in battle from the end of the Edo period until World War II. There is a sample cherry tree that the Japan Meteorological Agency designated for Tokyo. The shrine has also been a famous spot to see cherry blossoms since ancient times.

☎ 03-3261-8326

🕒 6:00-18:00

(Closes at 17:00 Nov.-Feb.)

P27

P29

4 Yushukan Museum

Restrooms
Restaurants

This museum was built in 1882 as a facility to exhibit ancient armor and other objects in honor of the deities enshrined at Yasukuni-jinja Shrine. Invaluable historical relics are on display, including the deities' wills and portraits, a Mitsubishi A6M Zero fighter, and armor.

☎ 03-3261-8326

🕒 9:00-16:30

P30



5 Bronze Statues of Oyama Iwao & Shinagawa Yajiyo

Restrooms

Oyama Iwao served as Commander-in-Chief of the Japanese Army in the Russo-Japanese War, and the first Minister of Army. Shinagawa Yajiyo was a former feudal retainer of the Choshu Domain, and successively held key posts in the Meiji Government. This Kudanzaka Park is small, but packed with many highlights.

(Kudanzaka Park)

P29

P30



6 National Showa Memorial Museum

Restrooms

This museum was built with the purpose of telling the next generations about the hardships the Japanese people, especially the bereaved families, went through. It offers vivid insight into the difficulties of people's lives.

☎ 03-3222-2577

🕒 10:00-17:30

P30



7 Former Site of Bansho Shirabesho

Bansho Shirabesho is a Western studies research institute established by the shogunate government in an urgent effort to introduce Western military technology following Perry's arrival in Japan. After the Meiji Restoration, its name was changed to Daigaku Nanko (South College of Grand School), and then the school evolved into the University of Tokyo.



P30

Bonus Info. Tayasu-mon Gate & Kitanomaru National Garden

Restrooms
Restaurants

There's a slope up to 10 degrees at the Tayasu-mon Gate entrance.

Tayasumon Gate is located at the entrance to Kitanomaru National Garden. Back in the Edo period, the Kitanomaru corner of Edo Castle was home to the residences of Lady Kasuga and other members of the shogun family. Today, the park is home to an art

museum and other cultural facilities, and welcomes visitors.

☎ 03-3211-7878

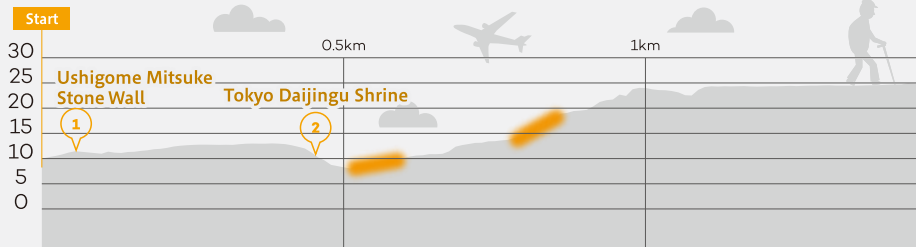
🕒 Open every day

P29








Route Elevation Profile



Route 5

Akihabara & Kanda Area

Best season to visit  Spring  Summer  Fall  Winter

Experience pop and traditional cultures and savor delicious meals at long-standing restaurants.

Time required ▶


Approx. 4 hours

(Without stops: 1 hour)

Total traveling distance ▶

Approx. 3.8 km



Start

Akihabara Station
Electric Town Exit
JR | TX
170 m
▶ 3 min1 CHABARA
AKI-OKA MARCHE
15 min475 m
▶ 9 min2 Akihabara
Gachapon Kaikan
20 min335 m
▶ 6 min3 3331 Arts Chiyoda
60 min1.1 km
▶ 14 min4 Kanda Myojin
Shrine
30 min340 m
▶ 8 min5 Hijiribashi Bridge
5 min600 m
▶ 11 min6 Arajicho & Suidacho
Long-standing Restaurant District
15 min390 m
▶ 7 min7 mAach ecute
KANDA MANSEIBASHI
20 min350 m
▶ 7 minGoal
Akihabara Station
Electric Town Exit
JR | TX


1

CHABARA
AKI-OKA MARCHE Restrooms
 Restaurants

Located under an elevated train track, this shop offers an array of fantastic food products from all over Japan that buyers recommend. Just browsing the shop stimulates your appetite; and you can experience profound, traditional food culture here.

 03-3258-0051
 11:00-20:00



P31



2

Akihabara
Gachapon Kaikan

A mecca of capsule toy offering a wide selection of capsule toys with 430 machines—ranging from rare to the very latest—the store introduces about 50 new titles every month.

 03-5209-6020
 11:00-20:00 (Closes at 22:00 on Fri., Sat., & the day before a national holiday)
Closes at 19:00 on Sun. & national holidays

P31

3

3331 Arts Chiyoda

Fully accessible
The Resting Space for small children and their guardians is a great spot!



Former Rensei Junior High School was renovated into a cultural complex. This facility has an open gallery, café, shop, and free lounge space. Exhibitions, workshops, and other events are regularly held here. You can spend a relaxing time surrounded by a variety of art.

☎ 03-6803-2441

🕒 10:00–21:00

P29



4

Kanda Myojin Shrine

♿ Restrooms
♿ Restaurants

The 1300 year old shrine that symbolizes the atmosphere of Kanda has been revered as the local guardian deity by all people of Edo including shoguns, common people, and everyone in between; and it is visited by many worshipers to this day. The stone stairs of Myojin Otokozaaka are a great photo spot.

📍 P28



5

Hijiribashi Bridge

This beautiful bridge with magnificent arches was built as part of the reconstruction project following the Great Kanto Earthquake of 1923, and became a new must-see spot in Tokyo at that time. It is made with steel and concrete and measuring 92m long and 22m wide. "Hijiribashi" means "bridging between two holy sites on both banks."



☎ 03-3254-0753

P27

P29

▼ Zenigata Heiji Monument



▲ The cultural exchange center, EDOCCO, has a café and souvenir shop. It also offers hands-on experiences of traditional culture.

6

Awajicho & Sudacho Long-standing Restaurant District

Having miraculously evaded the fires of war, this area retains a retro-like feel. Restaurants that Shotaro Ikenami—author of *Onihei Hankachō*—frequented appear in the novel series, too. Some of the long-standing restaurants have been designated as a historical structure by the Metropolitan Government. The buildings are old and not very accessible, but appearances are enjoyable enough. Kanda Yabu Soba is an accessible soba noodle restaurant, and a great spot to eat at.



◀ Kanda Yabu Soba P26 P31

7

mAAch ecute KANDA MANSEIBASHI

♿ Restrooms
♿ Restaurants

The red-brick building of the former Manseibashi Station were transformed into an elegant commercial complex. On the observation deck, visitors can feel the full impact of a train passing right before their eyes.





☎ 03-3257-8910

🕒 Opens at 11:00

P32

Route 6

Ochanomizu & Jimbocho Area

Best season to visit Spring  Fall 

Stroll in the used book store area
where hobbyists gather,
and feel the breeze of culture.

Time required ▶

Approx. 4 1/2 hours

(Without stops: 70 min)

Total traveling distance ▶

Approx. 3.5 km

Start

Ochanomizu
Station290 m
▲
6 min

1

Holy Resurrection
Cathedral

30 min

450 m
▲
8 min

2

Meiji University
Museum

65 min

465 m
▲
9 min

3

Otahime Inari-jinja
Shrine

15 min

400 m
▲
8 min

4

Natsume Soseki
Monument

5 min

165 m
▲
4 min

5

Jimbocho Used
Bookstore District

50 min

385 m
▲
8 min

6

Book House Cafe

15 min

1 km
▲
20 min

7

Founding Site
Monuments

10 min

160 m
▲
3 min

8

Gakushikaikan

10 min

130 m
▲
2 min

Goal

Jimbocho Station

2 3 1

1

Holy Resurrection
Cathedral

Holy Resurrection Cathedral of the Orthodox Church in Japan is commonly known as "Nicolai-do." Built on the basis of Byzantine-style architecture, the church's magnificent grandeur will take your breath away.



03-3295-6879



13:00-16:00 in Apr.-Sep.
13:00-15:30 in Oct.-Mar.

P29



2

Meiji University
Museum Restrooms

With over 90 years of history, this is one of the oldest private museums in Japan. Three museums were integrated into one to form the current museum. About 3,000 pieces of artifacts and documents from the Stone Age to modern times are on permanent display.



03-3296-4448



10:00-17:00

P30



3 Otahime Inari-jinja Shrine

In the Muromachi period, Ota Dokan built Edo Castle to deter the advances of the Chiba Clan who had territory on the Boso Peninsula. Displaying an expression of gratitude upon his daughter's restored health after sickness, he built Otahime Inari-jinja Shrine as a branch shrine of Kyoto's Imoarai Inari-jinja Shrine.



P29

4 Natsume Soseki Monument

Natsume Soseki studied here at Kinka Elementary School (current Municipal Ochanomizu Elementary School). A quote from his first piece of work, *I Am a Cat*, is carved on the commemorative monument.



P30

5 Jimbocho Used Bookstore District

One third of all used bookstores in Tokyo are found here in the Jimbocho area in Kanda, and each bookstore has their own specialized field. Most of the stores are packed to the brim with books, but the staff are often kind enough to make way for you, so feel free to ask.



6 Book House Cafe

 Restaurants

This is Jimbocho's one and only specialty bookstore that focuses on the latest releases of children's books. It also has a café inside. Complete with a kids' area, people of all ages can enjoy themselves here. The bookstore operates as a book bar at night, and serves alcohol, too.

☎ 03-6261-6177
 🕒 11:00~21:00
 Closes at 19:00 on Sat.,
 Sun., & national holidays

P31



7 Founding Site Monuments

Get a feel for scholastic and cultural history as you take a look at the Stone Monument of the Founding Site of the University of Tokyo, the founder of Doshisha University, Jo Nijima's Birthplace Monument, and the Origin of Japanese Baseball Monument which celebrates an American teacher who taught baseball at Kaisei Gakko.



8 Gakushikaikan

 Restrooms
 Restaurants

Gakushikaikan was constructed for the purpose of networking between Imperial University alumni. The building, constructed in 1928 in early Showa period architectural style is cutting-edge and modern while now emanating a dignified atmosphere.

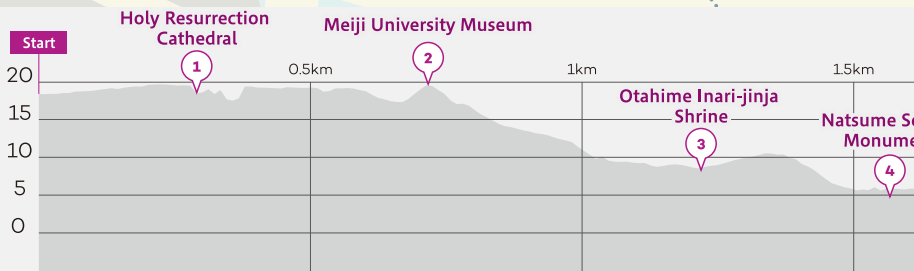
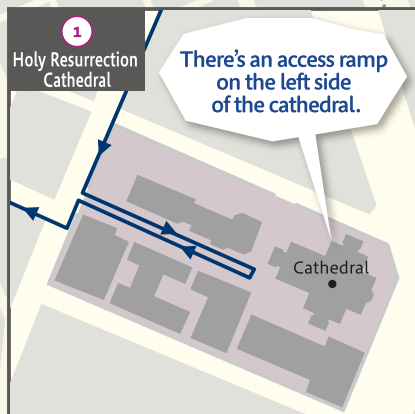
(Designated as a Registered
 Tangible Cultural Property
 of Japan in 2003.)

☎ 03-3292-5936
 🕒 Hours vary
 by shop/restaurant.

P26

P33









Souvenirs

P31

You can find a whole array of top confectionery shops in Chiyoda, the heart of Japan.

Here are some of the very best products that you can't find anywhere else. They will surely leave anyone satisfied.

For Western sweets lovers



- ① A rich and delicious pound cake
—anyone will fall in love with it at first bite.



- ② Baked to perfection,
a cookie with 3 delicious
toppings
: walnuts, caramel,
and chocolate.



- ③ With clotted cream
kneaded into the mix,
this special cake can
be enjoyed warmed
or chilled.

- ① Gondola's Pound Cake 15 cm, 2,500 yen **M** P16
② Noix's Walnut Cookie 4 in a package, 648 yen **M** P4
③ The Peninsula Boutique & Café's Pen Chocolat
S: 1,928 yen, L: 3,132 yen **M** P9

For Japanese sweets lovers

- ④ Since 1846.
Continually passed down
with love, this refreshing
Myoujin Amazake is made
from 100 percent rice malt.



- ⑤ These sophisticated Arare rice
crackers are not only tasty,
but also delightful to the eyes.
They're a special snack
that only a specialty shop
can offer.



- ⑥ Japanese Boro, a simple cookie
with a taste you'll never get
enough of.
They are in the shape
of Japanese pine needles.

- ④ Amanoya's Amazake (Straight amazake, 4 in a package)
1,200 yen **M** P20-21
⑤ Sakaguchi's Hitokuchi Arare 1,100 yen **M** P16
⑥ Horaiya Honten's Matsukaze (Check the price at the shop)
M P16



Dining

P31

Taste delicious dishes of famous restaurants that have been loved by people now and then.



Known for Western cuisine!

Hibiya Matsumoto's
Omelette Rice with Hayashi
Sauce (brown sauce)
1,300 yen (Comes with small
salad. Lunch is served on
weekdays only.) **M** P8



Sichuan-style or Guangdong-style? It's hard to decide!

Gakushikaikan Kouroumu's
Mapo Lunch
1,250 yen **M** P24-25



Listen as your hostess calls out your order.

Kanda Yabu Soba's Sobatoro
(Soba noodles with grated yam)
1,300 yen **M** P20



Edo food recreated as based on literary sources

Nanko Rest House's Edo Eco
Korakuju Sannoju
(Reservations required)
1,980 yen **M** P12

For trinket lovers/



7 A bouquet of cute and delicious candy makes a perfect gift.



8 Find a message that is bound to touch your heart.



9 An original pencil case series of famous painters. Each comes with a set of six different colored pencils that symbolize the painter.

- 7 Candy Bouquet's Smiling Emotion 3,300 yen **M** P24 **P31**
- 8 Mitsuo Aida Museum Magnet Art (large) 943 yen **M** P9 **P29**
- 9 Mitsubishi Ichigokan Museum Painter Colored Pencils (9 types in total) 1,646 yen **M** P4 **P29**

Monaka Wafer Cake

Comparing shapes and tastes! **P31**

Heiji's coin



Filled with delectable red bean paste that's made with plump Dainagon adzuki beans (4 different flavors available).

Gunbai war fan



A perfect combination of premium Dainagon adzuki bean paste and the wafer shell made in a unique fashion.

Turtle



Filled to the brim with flavorful Ogura red bean paste made from Hokkaido adzuki beans.

Find your favorite!

Left: Kissho Bunsendo's Zenigata Heiji Monaka Dainagon 180 yen **M** P24
Center: Shonosuke Monaka 190 yen **M** P20
Right: Kamezawado's Monakame 250 yen **M** P24


Good Luck Charms

P29

Here are some charming and unique good luck charms from long-standing shrines. Why not get one for yourself and your loved ones?



11 Akihabara means electronics and IT.



Purple Fall limited edition



13 This cute monkey-shaped good luck charm helps you ward off demons and overcome things.



14 Just stick this on your helmet and the divine protection of the deities that built the foundation of Japan with be granted to you.

- 10 For those in love.
- 12 The clear sound of a bell will lead you to your future.

- 10 Tokyo Daijingu Shrine's Suzuran Mamori for Finding Love 800 yen **M** P17
- 11 Kandamyoujin Shrine's IT Information Safety Mamori 1,000 yen **M** P20-21
- 12 Yasukuni Jinja Shrine's Kosuzu Mamori 1,000 yen **M** P16
- 13 Hie Jinja Shrine's Masaru Mamori (Large) 600 yen
- 14 Tsukudo Jinja Shrine's Construction Safety Sticker 600 yen **M** P16

Feel free to ask for assistance if there are entrances that have a sliding door, stairs, or a steep slope.
*All prices are tax included.
You may have to wait some time when shops/restaurants are crowded. Thank you for your understanding.
Prices shown are at the time of coverage.

Best Photo Spots & Seasonal Events



: Go to P2



: Go to P3

From major to hole-in-the-wall locations, here are some of the best photo spots and definitive seasonal events that will make you say “wow!”



▲1 Terrace Marunouchi Building 5F P4
Command a panoramic view of the Marunouchi Station Building. Photo credit: East Japan Railway Company

◆1 KITTE Garden KITTE 6F P4
See the Station Building even closer. Photo credit: East Japan Railway Company



② Roof Garden, Tokyo Kotsu Kaikan 3F P9
Train enthusiasts will love this spot as they watch Shinkansen pass before their very eyes.



② Park View Garden TOKYO MIDTOWN HIBIYA 6F P8
Enjoy a refreshing view of Kokyo Gaen National Gardens and Hibiya Park.



③ Nijubashi Bridge P12
This beautiful and picturesque bridge makes a great photo.



④ Otokozaoka Near Kanda Myojin Shrine P20-21
Having appeared in a popular anime, this spot is Akihabara's mecca.

Spring

Mar., Apr., & May

Chiyoda Cherry Blossom Festival / Mar.-Apr. [Imperial Palace Area]
Kanda Matsuri (Festival) / May [Kanda Myojin Shrine] Main festival is held biennially.



Chidori-ga-fuchi ▶

Summer

Jun., Jul., & Aug.

Sanno Matsuri (Festival) / Jun. [Hie-jinja Shrine] Main festival is held biennially.
Mitama Matsuri (Festival) / Jul. [Yasukuni-jinja Shrine]
Chiyoda Lantern-Floating Festival / Jul. [Chidori-ga-fuchi Ryokudo]
Noryo Bon-Odori Festival / Aug. [Tokyo Daijingu Shrine]
Marunouchi Ondo Bon-Odori Festival / Aug. [Hibiya Park]



Mitama Festival ▶

Fall

Sep., Oct., & Nov.

Ochanomizu Art Picnic / Oct. [Ochanomizu Meikei-dori Avenue]
Railway Festival / Oct. [Hibiya Park]
Kanda Sports Festival / Oct. [Yasukuni-dori Avenue, Kanda-ogawamachi Sports Shops Street]
Kanda Used Book Festival / Oct. [Yasukuni-dori Avenue]
Jimbocho Book Festival / Nov. [Suzuran-dori Avenue and more]
Kanda Curry Grand Prix Finals / Nov. [Ogawa Square]




Kanda Used Book Festival ▶

Winter

Dec., Jan., & Feb.

Illuminations / Dec. [Marunouchi, Yurakucho Mullion, and more]
Tokyo Daikairo Photo Contest Exhibition / Dec. [Chiyoda City Office]
Kanda Ogawamachi Snowman Fair / Jan. [Ogawamachi]



Illumination along the Marunouchi Naka-dori Street ▶

The photo of blooming tulips in Hibiya Park (p6), Nijubashi Bridge and the seasonal event photos shown in this page are some of the winning works at the Tokyo Daikairo Photo Contest.

INDEX

Refer to the first page to find out how to read the accessibility information table.

See: Art Last admission is 30 minutes before closing time.

3331 Arts Chiyoda ⑤ P19 M P21
6-11-14 Soto-Kanda ☎03-6803-2441 ♻ Discount available for persons with disabilities in cases when there is an admission fee

Mitsuo Aida Museum ② P6 P27 M P9
B1, Tokyo International Forum, 3-5-1 Marunouchi
☎03-6212-3200

Idemitsu Museum of Arts ② P7 M P9
9th Floor, Teigeki Bldg., 3-1-1 Marunouchi ☎03-5777-8600 (Information line)
The nursing room is available upon request, so please ask the staff when you use it.

Tokyo Station Gallery ① P2 M P5
1-9-1 Marunouchi ☎03-3212-2485

Mitsubishi Ichigokan Museum, Tokyo ① P3 P27 M P4
2-6-2 Marunouchi ☎03-5777-8600 (Information line)

Restaurant	Restroom	Elevator	Parking	Wheelchair rental	Odor-free friendly	Written communication	Changing table	Nursing room
●	●	●	●	●	●	●	●	●
●	●	●	●	●	●	●	●	●
Facilities found in Tokyo International Forum								
		●		●	●	●		●
	●	●		●	●	●	●	
○	●	●		●	●	●	●	

Shrines & Churches

Kanda Myojin Shrine ⑤ P19 P27 P28 M P20-21 ⑧
2-16-2 Soto-Kanda ☎03-3254-0753

Tokyo Daijingu Shrine ④ P14 P27 M P17
2-4-1 Fujimi ☎03-3262-3566

Yasukuni-jinja Shrine ④ P15 P27 M P16-17
3-1-1 Kudankita
☎03-3261-8326

Otahime Inari-jinja Shrine ⑥ P23 M P25
1-2 Kanda-Surugadai

Tsukudo-jinja Shrine ④ P27 M P16 Not wheelchair accessible
1-14-21 Kudankita ☎03-3261-3365

Hie-jinja Shrine P27 2-10-5 Nagatacho ☎03-3581-2471

Restaurant	Restroom	Elevator	Parking	Wheelchair rental	Odor-free friendly	Written communication	Changing table	Nursing room
●	●	●			●	●	●	
	●	●		●	●	●	●	●
●	●	●	●	●	●	●	●	

Holy Resurrection Cathedral (Nicolai-do) ⑥
P22 M P25

4-1-3 Kanda-Surugadai ☎03-3295-6879

Park

Kitanomaru National Garden ④ P15 M P16
1-1 Kitanomaru Koen ☎03-3211-7878

Kudanzaka Park ④ M P16 2-2-18 Kudanminami

East Gardens of the Imperial Palace ③ P10-11 M P13
1-1 Chiyoda ☎03-3213-1111

Hibiya Park ② P7 M P8 Hibiya Park ☎03-3501-6428
Ask for wheelchair rentals at the service center.

Horin Park (Public restrooms) ⑤ M P20-21
3-5-18 Soto-Kanda

Miyamoto Park (Public restrooms) ⑤ M P20
2-16-9 Soto-Kanda

Rensei Park (Public restrooms) ⑤ M P21
6-11-19 Soto-Kanda

Wadakura Fountain Park ① ③ P3 M P4-5 P13
3-1 Kokyo Gaien

Restaurant	Restroom	Elevator	Parking	Wheelchair rental	Odor-free friendly	Written communication	Changing table	Nursing room
●	●		●	●	●	●	●	
	●				●	●	●	
	●				●	●	●	
	●		●	●	●	●	●	●
	●				●	●	●	
	●				●	●	●	
●	●				●	●	●	

6 locations

3 locations

Adult use OK
1 location

	Restaurant	Restroom	Elevator	Parking	Wheelchair rental	Stomate-friendly	Written communication	Changing table	Nursing room
Oasis @akiba (Pay restrooms) 5 M P21 Ichibanchi-saki, Kanda-Hanaokacho (Inside Akihabara Station East Transportation Square)		●				●		●	
Izumibashi Branch Office 5 M P21 1-11-7 Kanda-Sakumacho		●	●					●	●
Bronze Statues of Oyama Iwao & Shinagawa Yajiro 4 P15 M P16 2-2-18 Kudan-minami		●							
Facilities found in Kudanzaka Park									
Science Museum 4 M P16 2-1 Kitanomaru Koen ☎03-3212-8544 ※1: Elevator is manually operated.		●	●		●	●	●	●	●
※1									
Former Postmaster's Room 1 P3 M P4 4th Floor, KITTE, 2-7-2 Marunouchi	●	●	●	●	●	●	●	●	●
Facilities found in KITTE									
JP Tower Museum INTERMEDIATHEQUE 1 P3 M P4 2nd & 3rd Floors, KITTE, 2-7-2 Marunouchi ☎03-5777-8600	●	●	●	●	●	●	●	●	●
Facilities found in KITTE									
National Showa Memorial Museum 4 P15 M P16 1-6-1 Kudan-minami ☎03-3222-2577		●	●	●			●	●	
Jimbocho Theater & Jimbocho Yoshimoto Manzai Theater 6 M P25 1-23 Kanda-Jimbocho ☎Theater: 03-5281-5132 Yoshimoto: 03-3219-0678		●	●						
Zenigata Heiji Monument 5 P19 M P20-21 2-16-2 Soto-Kanda, inside Kanda Myojin Shrine precincts	●	●	●			●		●	
Facilities found in EDOCCO									
Tokyo International Forum 1 2 P6 M P4 P9 3-5-1 Marunouchi ☎03-5221-9000 ⌚7:00-23:30	●	●	●	●	●	●	●	●	●
Hibiya Library & Museum 2 M P8 1-4, Hibiya Koen, inside Hibiya Park ☎03-3502-3340	●	●	●	●	●	●	●	●	●
Adult use OK									
Fujimi Branch Office 4 M P17 1-6-7 Fujimi ☎03-3263-3841 ⌚8:30-17:00		●	●					●	
Konica Minolta Planetaria Tokyo 2 P7 M P8 9th Floor, Yurakucho Mullion, 2-5-1 Yurakucho ☎03-6269-9952	●	●	○	●			●	●	
Facilities found in Yurakucho Mullion also available									
Manseibashi Branch Office 5 M P21 1-1-13 Soto-Kanda		●	●			●		●	●
Adult use OK									
Meiji Seimei Kan 1 2 P3 M P4 P9 2-1-1 Marunouchi ☎03-3283-9252		●	●		●		●		
Facilities found in Marunouchi My Plaza also available									
Meiji University Museum 6 P22 M P25 1-3 Kanda-Surugadai on the basement floor of Academy Common Building ☎03-3296-4448		●	●					●	
Yushukan Museum 4 P15 M P17 3-1-1 Kudan-kita ☎03-3261-8326	●	●	●	●	●			●	
Ushigome Mitsuke Stone Wall 4 P14 M P17 2 Fujimi									
Site of Kitamachi Bugyosho 1 P3 M P5 1-8 Marunouchi									
Godzilla Statue 2 P7 M P8 1-2-2 Yurakucho © TOHO CO., LTD.									
Tokyo Station Marunouchi North Exit Dome 1 P2 M P5 1-9-1 Marunouchi									
Natsume Soseki Monument 6 P23 M P24 1-1-1 Kanda-Sarugakucho									
The Industry Club of Japan Hall 1 P3 M P5 Outside only 4 1-4-6 Marunouchi									
Site of Bansho Shirabesho 4 P15 M P16 1-6 Kudan-minami									

Shop: Souvenirs & more

	Restaurant	Restroom	Elevator	Parking	Wheelchair rental	Odorante-friendly	Written communication	Changing table	Nursing room
The Peninsula Boutique & Café ② P26 M P8 1-8-1 Yurakucho ☎03-6270-2717	●	●	●	●	●	●	●	●	●
Facilities found in The Peninsula Tokyo									
Sanseido Books Jimbocho Main Store ⑥ M P24-25 1-1 Kanda-Jimbocho ☎03-3233-3312	○	●	●					●	
CHABARA ⑤ P18 M P21 8-2 Kanda-Neribeicho ☎03-3258-0051 ⌚11:00-20:00	●	●						●	
Books Tokyodo Kanda-Jimbocho Store ⑥ M P24 1-17 Kanda-Jimbocho ☎03-3291-5181	●	●	●			●		●	
Noix ① P26 M P4 1st Floor, Daimaru Tokyo, 1-9-1 Marunouchi ☎03-3212-8011 (Daimaru Tokyo)	●	●	●		●	●	●	●	●
Facilities found in Daimaru Tokyo									
Book House Cafe ⑥ P23 M P24 1st Floor, Kitasawa Bldg., 2-5 Kanda-Jimbocho ☎03-6261-6177	●							●	●
Amanoya ⑤ P26 M P20-21 2-18-15 Soto-Kanda ☎03-3251-7911									
Akihabara Gachapon Kaikan ⑤ P18 M P21 3-15-5 Soto-Kanda ☎03-5209-6020									
Kamezawado ⑥ P27 M P24 1-12-1 Kanda-Jimbocho ☎03-3291-1055									
Kissho Bunsendo ⑥ P27 M P24 Suzuran-dori Avenue, 1-13-2 Kanda-Jimbocho ☎03-3292-0003									
Candy Bouquet ⑥ P27 M P24 1st Floor, Minagawa Bldg., 1-35-8 Kanda-Jimbocho ☎03-3292-0051									
Gondola ④ P26 M P16 3-7-8 Kudan-minami ☎03-3265-2761									
Sakaguchi ④ P26 M P16 4-1-5 Kudan-kita ☎03-3265-8601									
Shonosuke Kanda-Sudacho Store ⑤ P27 M P20 1-8-5 Kanda-Sudacho ☎03-3251-5073									
Houraiya Honten ④ P26 M P16 2-4-15 Kudan-minami ☎03-3261-4612									

Dine: Restaurants & more

	Restaurant	Restroom	Elevator	Parking	Wheelchair rental	Odorante-friendly	Written communication	Changing table	Nursing room
Iidabashi Sakura Terrace ④ M P17 2-10-2 Fujimi ⌚Hours vary by shop/restaurant. Note: Ask for wheelchair rentals at the Disaster Prevention Center.	●	●	●	●	●	●	●	●	●
Gakushikaikan Kouroumu ⑥ P23 P26 M P24-25 1st Floor, Gakushikaikan, 3-28 Kanda-Nishikicho ☎03-3292-0880	●	●	○	●	●		●	●	●
Facilities found in Gakushikaikan									
Kanda Yabu Soba ⑤ P19 P26 M P20 2-10 Kanda-Awajicho ☎03-3251-0287 ⌚Opens at 11:30, last orders at 20:00	●	●	●			●		●	
SPORTS STATION & CAFE ② M P8 1-5, Hibiya Koen, inside Hibiya Park ⌚10:00-21:00	●	●							
Nanko Rest House ③ P26 M P12 1-1 Kokyo Gaien ☎03-3231-0878 ⌚8:30-17:00	●	●			●	●		●	
Hibiya Matsumoto ② P26 M P8 1-2 Hibiya Koen ☎03-3503-1451 Note: Enter from the main entrance.	●	●	○						
RESTAURANT 1899 OCHANOMIZU ⑤ ⑥ M P20 P25 3-4 Kanda-Surugadai ☎03-3251-1150	●	●						●	

	Restaurant	Restroom	Elevator	Parking	Wheelchair rental	Ostomate-friendly	Written communication	Changing table	Nursing room
Akihabara UDX 5 M P21 4-14-1 Soto-Kanda ☎03-3213-1111	●	●	●	●	●	●		●	●
iiyo!! 1 M P5 1-4-1 Marunouchi ☎03-5218-5100	●	●	●	●		●		● Adults use OK	
Ochanomizu Saint Clair 5 6 M P20 P25 4-3 Kanda-Surugadai	●	●	●	●		●		●	
Ochanomizu Sola City 5 M P20 4-6 Kanda-Surugadai ☎03-3255-6585	●	●	●	●		●		●	
KITTE 1 P3 M P4 2 2-7-2 Marunouchi ☎03-3216-2811	●	●	●	●	●	●		● Adults use OK	●
Shin-Marunouchi Bldg. 1 M P4-5 1-5-1 Marunouchi ☎03-5218-5100	●	●	●	●	●	●		● Adults use OK	●
Daimaru Tokyo 1 M P4 1-9-1 Marunouchi ☎03-3212-8011	●	●	●		●	●		● Adults use OK	●
Tekko Building 1 M P5 1-8-2 Marunouchi ☎03-6630-2800	●	●	●	●		●		●	●
Tokyo Kotsu Kaikan 2 P7 M P9 2-10-1 Yurakucho 5	○	●	●	●		●		●	
Tokyo Building TOKIA 1 M P4 2-7-3 Marunouchi ☎03-5218-5100	●	●	●	●		●		● Adults use OK	
TOKYO MIDTOWN HIBIYA 2 P7 M P8 6 1-1-2 Yurakucho ☎03-5157-1251 (11:00-21:00)	●	●	●	●	●	●		●	●
Nijubashi SQUARE 1 2 3 M P4 P9 P12 B1-2nd Floor, Marunouchi Nijubashi Bldg., 3-2-3 Marunouchi ☎03-5218-5100	●	●	●	●		●		● Adults use OK	
Palace Building 1 3 M P5 P13 1-1-1 Marunouchi ☎03-3211-5262	●	●	●	●		●		●	
mAAch ecute KANDA MANSEIBASHI 5 P19 M P21 1-25-4 Kanda-Sudacho ☎03-3257-8910	●	●	●			●		●	
Marunouchi Oazo 1 M P5 1-6-4 Marunouchi (<i>Guernica</i> mural on floor 1) ☎03-5218-5100	●	●	●	●				●	
Marunouchi Trust Tower North 1 M P5 1-8-1 Marunouchi	●	●	●	●		●		●	

	Restaurant	Restroom	Elevator	Parking	Wheelchair rental	Odorante-friendly	Written communication	Changing table	Nursing room
Marunouchi BRICK SQUARE ① ㉓ P4 2-6-1 Marunouchi ☎03-5218-5100	●	●	●	●		●		Adults use	OK
Marunouchi MY PLAZA ① ② ③ ㉓ P4 P9 P12 Meiji Yasuda Seimei Bldg., 2-1-1 Marunouchi ☎03-3283-9252	●	●	●	●	●	●			
Marunouchi Bldg. ① ㉓ P4 ③ 2-4-1 Marunouchi ☎03-5218-5100	●	●	●	●	●		●	●	●
Yurakucho Mullion (Hankyu Men's Tokyo / Lumine Yurakucho) ② ㉓ P8 2-5-1 Yurakucho ☎03-3571-5581	●	●	●	●		●	●	●	●
Yurakucho Marui ② ㉓ P8 2-7-1 Yurakucho ☎03-3212-0101	●	●	●	●	●	●	●	●	●
Yodobashi Camera Multimedia Akiba ⑤ ㉓ P21 1-1 Kanda-Hanaokacho ☎03-5209-1010	●	●	●	●		●		●	●
WATERRAS ⑤ ㉓ P20 2-101 and 105, Kanda-Awajicho ☎03-3526-3555	●	●	●	●		●		●	●

	Restaurant	Restroom	Elevator	Parking	Wheelchair rental	Odorante-friendly	Written communication	Changing table	Nursing room
Akihabara Washington Hotel ⑤ ㉓ P21 1-8-3 Kanda-Sakumacho ☎03-3255-3311	●	●	●				●	●	
APA Hotel Iidabashi-Ekimaie ④ ㉓ P17 3-4-6 Iidabashi ☎03-3511-8311	●	●	●		●	●	●	●	
APA Hotel Tokyo Kudanshita ④ ㉓ P17 1-4-7 Iidabashi ☎03-5210-7111	●	●	●		●	●		●	
Gakushikaikan ⑥ P23 ㉓ P24-25 3-28 Kanda-Nishikicho ☎Lodging: 03-3292-5938 Meeting/Banquet: 03-3292-5936 Wedding: 03-3292-5946	●	●	○	●	●		●	●	●
The Peninsula Tokyo ② ㉓ P8 1-8-1 Yurakucho ☎03-6270-2888	●	●	●	●	●	●	●	●	●
Shangri-La Hotel, Tokyo ① ㉓ P5 Marunouchi Trust Tower Main ☎03-6739-7888	●	●	●	●	●	●	●	●	
Imperial Hotel Tokyo ② ㉓ P8 1-1-1 Uchisaiwaicho ☎03-3504-1111	●	●	●	●	●	●	●	●	●
Tokyo Station Hotel ① ㉓ P4 1-9-1 Marunouchi ☎03-5220-1111	●	●	●	●		●	●	●	
Palace Hotel Tokyo ① ③ ㉓ P5 P13 1-1-1 Marunouchi ☎03-3211-5211	●	●	●		●	●	●	●	●
Four Seasons Hotel Tokyo at Otemachi ① ㉓ P5 1-2-1 Otemachi ☎03-6810-0600	●	●	●	●	●	●	●	●	●
Hotel Grand Palace ④ ㉓ P16-17 (Closed down on June 30th, 2021) 1-1-1 Iidabashi ☎03-3264-1111	●	●	●		●	●	●	●	
Hotel Metropolitan Edmont ④ ㉓ P17 3-10-8 Iidabashi ☎03-3237-1111	●	●	●			●	●	●	●
Hotel Metropolitan Tokyo Marunouchi ① ㉓ P5 1-7-12 Marunouchi ☎03-3211-2233	●	●	●	●	●	●	●	●	
Marunouchi Hotel ① ㉓ P5 1-6-3 Marunouchi ☎03-3217-1111	●	●	●	●	●		●	●	●
Remm Hibiya ② ㉓ P8 1-2-1 Yurakucho ☎03-3507-0606	●	●	●				●	●	

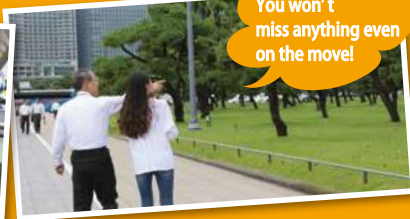
Dine & Stay: Hotels Please contact the hotel you wish to stay at and make your own booking.



Take a **taxi** to go **sightseeing** around Tokyo

Licensed drivers with knowledge of local tourism come pick you up.
Enjoy hassle-free sightseeing from door to door.

You won't miss anything even on the move!



一般社団法人
TOKYO 東京ハイヤー・タクシー協会
Tokyo Hire-Taxi Association

<https://www.taxi-tokyo.or.jp/english/index.html>

Contact an operator to request or for inquiry



AR Media Comprehensive Platform

TRY me!

Start the @AR App
and scan @
in the book.



Download the App from here



@AR Player

Search



*Packet communication fees will be charged by user.

*Depending on the smartphone model, you may not be able to view the contents.