



Mt. Mitake



Historically revered, the sacred Mt. Mitake towers 929m above the entrance to Chichibu-Tama-Kai National Park. The peak offers views of the high rise district of central Tokyo, Mount Tsukuba, Boso Peninsula, and the Yokohama Landmark Tower. Easy access to a treasure trove of wild birds, insects, and plant life makes it a popular destination for all ages. **Map:R-3**



Musashi Mitake Shrine

Map:R-3
Seated at the peak of Mt. Mitake, this shrine is dedicated to the temple built by Buddhist priest Gyōki in honor of the mountain deity Zao Gongen in the year 736. National treasures and other objects of interest are on display at the treasure hall within.

Access: Go to Mitake station on the JR Ome Line, transfer to Nishi Tokyo Bus toward Cable-shita and disembark at the last stop. Take the cable car to the top, walk 20 min. **Address:** Ome City Mitake-san 176 **Phone:** 0428-78-8500 **Hours:** 9:30-16:30 **Holidays:** None (Treasure Hall is closed weekdays) **Admission:** Free (¥300 for Treasure Hall entry)



O-Inu-sama (White wolf)

Legend tells of a white wolf guiding a lost Yamato Takeru to safety after being misguided by a false god. Since then, the O-Inu-sama (wolf) has been held sacred by the Musashi-Mitake Shrine, and is considered a guardian against evil spirits and residential fires. Visit with your pet to offer prayers and receive blessings.



Cable Car (Mitake-Tozan Railway)

Map:B-3
Departing Takimoto station, the cable car gains 407m of elevation over a distance of 1,107m, to arrive at Mitake-san station in six minutes. The average grade is 22 degrees with a maximum grade of 25 degrees, and is the steepest climb in the Kanto area. Average temperature is 6°C lower than downtown Tokyo, a refreshing summer respite.

Access: Mitake station on the JR Ome Line, transfer to Nishi-Tokyo Bus toward Cable-shita and disembark at the last stop, walk 2 min. **Address:** Ome City Mitake 2-483 **Phone:** 0428-78-8121 **Hours:** 7:30-18:30 **Fare:** Adult one-way ¥590, round-trip ¥1,110 Child one-way ¥300, round-trip ¥560 **Parking:** Car: 132 (hourly fees apply), Bus: 2 (¥2,500 per day)

Renge-Shoma Flowers (False Anemone)

Map:R-3

Renge-shoma flowers are perennials of the Ranunculaceae, or buttercup family, and are native to deciduous forests on the Pacific side of Japan. Delicate pearly flowers of 3-4 cm length adorn the slender stems of 50,000 plants of Mt. Mitake. The Mitake-san Renge-shoma Festival takes place between late-July and mid-September, and offers a large array of events.

Access: Mitake station, JR Ome Line, transfer to Nishi-Tokyo Bus toward Cable-shita and disembark at the last stop. Take the cable car to the top, walk 2 min. **Phone Number:** 0428-78-9363 (Mitake Visitor Center)



Mt. Mitake Shopping Street

Map:R-3

Located at the entrance gate of Musashi-Mitake Shrine, this shopping area is popular with both hikers and worshippers.



Mt. Hinode

Map:B-3

902m high Mt. Hinode offers a broad vista of Okutama, the Chichibu mountain range, and the Kanto Plain. A one hour walk from the top of Mt. Mitake, the ridgeline also offers access to Yoshino Baigo (Plum Village).

Access: One hour from Mt. Mitake cable car station **Phone:** 0428-78-9363 (Mitake Visitor Center) **Parking:** Use Mitake Cable Car pay parking.



Rock Garden

Map:R-4

The Rock Garden covers a 1.5km expanse between Nanayo-no-taki Falls and Ayahiro-no-taki Falls. Small and large formations such as the Tengu (goblin) Rock scatter the area, and a crystal clear stream weaves between moss-covered stones leading into a magical world of valleys. The close vicinity to the cable car station and easy walk make this one of the most popular hiking courses of Mt. Mitake.

Access: Mitake station on the JR Ome Line, change to Nishi-Tokyo Bus toward Cable-shita and disembark at the last stop. Take the cable car to the top, 5 hour round trip hike. **Phone:** 0428-78-9363 (Mitake Visitor Center)



Mitake Visitor Center

Map:R-3

The municipal Visitor Center provides information and advice on how best to experience the local hiking trails, and lush nature. Various exhibits are on display, giving children a fun chance to learn more about the environment. Drop by the center to find out about experience programs and classes.

Access: Mitake station on the JR Ome Line, change to Nishi-Tokyo Bus toward Cable-shita and disembark at the last stop. Take the cable car to the top, walk 15 minutes. **Address:** Ome City Mitake-san 38-5 **Phone Number:** 0428-78-9363 (Mitake Visitor Center) **Hours:** 9:00-16:30 **Holidays:** Monday (Tues. if Mon. national holiday), New Year holidays **Admission:** Free **Parking:** None

Shopping Favorites!

● Kotobukiya	☎ 0428-78-8703	● Kameya	☎ 0428-78-8570
● Momijiya	☎ 0428-78-8475	● Korisan	☎ 0428-78-8570
● Takaratei Honten	☎ 0428-78-8478	● Tenbo Shokudo	☎ 0428-78-8111
● Chimotoya	☎ 0428-78-8746	● Fujimineken	☎ 0428-78-8451
● Komadori Baiten	☎ 0428-78-9298	● Takaratei Shiten	☎ 0428-78-8450



Yoshino Baigo (Plum Village)

On the doortstep of the Chichibu-Tama-Kai National Park, this area is one of the easiest nature-rich spots to reach from downtown Tokyo. Due to an unfortunate outbreak of tree disease in 2009, many of the plums trees have been removed. The area is currently working hard to regain their heritage. **Map:D-3**

Address: Ome City Baigo **Phone:** 0428-20-0011 (Ome Tourist Information)



Shiofune-Kannon Temple Kasumi-Kyuryo Hill Iwakura-Onsen Hot Springs



Shiofune-Kannon Temple

Map:F-2

Dubbed the temple of "flowers and history", Shiofune-Kannon is surrounded by a one-thousand year-old cedar grove. Springtime reveals a dazzling assortment of 20,000 azaleas in bloom during April and May. Seasonal blooms also include hydrangeas and cosmos.

Access: 40 min walk from Higashi-Ome station, JR Ome Line, or embark from Ome station on the city bus toward Shiofune-Kannon or Uraijuku-cho (alternately, take the Nishi Tokyo bus towards Ozaku-Higashi-guchi), disembark at Shiofune-Kannon Inguichi, walk 10 min. **Address:** Ome City Shiofune 194 **Phone:** 0428-22-6677 **Admission:** Free (¥300 during the Azalea Festival) **Parking:** Free (¥700 during the Azalea Festival)

Fukiage-shobu (iris) Park

Map:F-3

100,000 Japanese irises of 216 varieties begin bloom in June to cover this 2.1 hectare park. Park paths are well-groomed providing easy wheelchair access.

Access: 15 min walk from Higashi-Ome station, JR Ome Line, or embark from Kabe station on the city bus toward Shiofune-Kannon or Uraijuku-machi and disembark at Fukiage-Shobu Inguichi. **Address:** Ome City Fukiage 425 **Phone:** 0428-22-1111 **Holiday:** Wednesday, and Dec. to Feb. (open all days during Iris Festival) **Hours:** 9:00-17:00 **Admission:** Free (Adult: ¥200, elementary age free during the Iris Festival) **Parking:** Free (¥400 during the Iris Festival) **Capacity:** Car:56, Handicapped:5, Bus:2



Kasumi-Kyuryo Hills Hiking Course

Map:F-2

Geared to the novice hiker, this trail will take you for a stroll along the ridgeline leading from the Kasumi Kyuryo Nature Park (Shiofune-Kannon Temple) to Iwakura-Onsen Hot Springs.

Access: Take the Seibu bus toward Hanno (alternately take the city bus toward Nanki-Kannon) from Higashi-Ome station on the JR Ome Line, and disembark at Iwakura Onsen. **Parking:** None



Iwakura-Onsen Hot Springs

Map:F-2

A historical site recognized by Ome city for its place in the Yamato Takeru legend. The hot spring water is reputed to leave your skin smooth and beautiful.

Access: Take the Seibu bus toward Hanno (alternately take the city bus toward Nanki-Kannon) from Higashi-Ome station on the JR Ome Line, and disembark at Iwakura Onsen for a 2 minute walk. **Address:** Ome City Osaki 5-3158 **Parking:** 5 cars



A peppering of classic film billboards and retro architecture give a taste of post-war era Japan. Enjoy a rest from the fast-paced city in this nostalgic town center. **Map:E-3**

Showa Retro-Sankan Museums

Three museum admission: Adult ¥800 Child: ¥450



Ome Akatsuka-Fujio Kaikan Memorial Hall

Map:E-3

Discover everything about Akatsuka Fujio, creator of the famous manga Tensai-Bakabon. Here you will find extensive displays of sketches and merchandise.

Access: 5 min walk from Ome station, JR Ome Line **Address:** Ome City Sumie-cho 66 **Phone:** 0428-20-0355 **Holiday:** Monday (Tues. if Mon. national holiday) **New Year holidays:** Hours: 10:00-17:00 **Admission:** Adult: ¥450, elementary/middle school: ¥250 Groups of 10 or more: Adult: ¥350, elementary/middle school: ¥200 **Parking:** None (pay-parking closelyby)



Showa Retro Packaging Museum

Map:E-3

Toys and products from the Showa era provide insight to Japan's bygone days of the 1950's and 60's.

Access: 5 min walk from Ome station, JR Ome Line **Address:** Ome City Sumie-cho 65 **Phone:** 0428-20-0355 **Holiday:** Monday (Tues. if Mon. national holiday) **New Year holidays:** Hours: 10:00-17:00 **Admission:** Adult: ¥350, elementary/middle school: ¥200 Groups of 10 or more: Adult: ¥300, elementary/middle school: ¥150 **Parking:** None (pay-parking closelyby)



Showa Gento-kan Museum

Map:E-3

Displaying dioramas of Showa era life, and movie billboards from the period.

Access: 5 min walk from Ome station, JR Ome Line **Address:** Ome City Sumie-cho 9 **Phone:** 0428-20-0355 **Holiday:** Monday (Tues. if Mon. national holiday) **New Year holidays:** Hours: 10:00-17:00 **Admission:** Adult: ¥250, elementary/middle school: ¥100 Groups of 10 or more: Adult: ¥200, elementary/middle school: ¥100 **Parking:** None (pay-parking closelyby)

Ome Kyuryo Hiking Course

Map:E-3

The most beloved hiking trail in the city, this trail departs Ome station, and offers multiple exit points so trekkers may adjust hiking length to their skill level.

Access: 15 min walk from Ome station, JR Ome Line **Trail head and end:** Honcho to Futamatao **Phone:** 0428-24-2481 **Parking:** None (pay-parking closelyby)



Ome Kimono Museum

Map:C-3

The Kimono Museum preserves the heart and beauty representing it's cultural heritage. The collection holds kimonos worn by the imperial family, court nobles, townspeople, bridal kimonos and more.

Access: 15 min walk from Hinatawada station, JR Ome Line, or take the city bus from Ome station toward Yoshino and disembark at Yoshino Baigo, walk 3 min. **Address:** Ome City Baigo 4-629 **Phone:** 0428-76-2019 **Hours:** 10:00-16:00 **Holidays:** Mon-Thurs (Closed Dec-Jan), open all March **Admission:** Adult: ¥800 Child: ¥500 (Call 05-3821-2341 for group reservations)

Yoshikawa Eiji Memorial

Map:C-3

A literary master held dear to the hearts of Ome residents, Yoshikawa Eiji once resided in this mansion which he named Soshido, or "Lawn of Thought". Approximately 300 papers including manuscripts, books, documents, and letters have been preserved as they were left.

Access: 15 min walk from Futamatao station, JR Ome Line, or from Ome station take the city bus toward Yoshino and disembark at Yugi. **Address:** Ome City Yugi-machi 1-1011 **Phone:** 0428-76-1575 **Hours:** 10:00-17:00 (entrance closes 16:30) **Months open:** March 1 to June 1, Sep. 2 to Nov. 30 **Holidays:** Monday (Tues. if Mon. national holiday) **Admission:** Adult: ¥500 Student: ¥400 Elementary age: ¥300



Ome Plum Park

Map:D-3

A must see for visitors to Yoshino Baigo plum village, the cozy park symbolizes the local heritage. Due to a previous tree disease, all plum trees are presently removed. In their place, eye-catching local flora such as field mustard, wintersweet, adonis, and Japanese narcissus cover the slopes with their blossoms in the spring.

Access: 15 min walk from Hinatawada station, JR Ome Line, or from Ome station take the city bus toward Yoshino and disembark at Yoshino Baigo and walk 2 minutes. **Address:** Ome City Baigo 4-527 **Phone:** 0428-24-2481

Mitake Gorge

The most magnificent valleys of the Chichibu-Tama-Kai National Park, the Mitake Gorge has been placed in the Top 100 Exquisite and Well Conserved Waters of Japan by the Ministry of the Environment. Well known as a kayaking mecca, youth flock from across Japan for it's watersports. The gorge is also dotted with art museums, cafes, and memorials easily explorable from the riverside walking path.



Mitake Gorge Walking Path

Starting just below Sawai station, this 4 km path follows the river upstream on both sides to end above Mitake station. Simple to navigate, the path offers stunning river views in all seasons, and easy access to the Ozawa Sake Brewery, Mitake Art Museum, Gyokudo Art Museum, and Kushi-Kanzashi Museum.

Access: 1 minute walk from Mitake station

Mitake Culture Center

Situated at the main point of access to the Mitake area, the center offers tourist information, and space available for cultural exchanges, or sports and recreation events. The center also provides storage space for 100 kayaks, and is equipped with showers for watersport enthusiasts.

Access: 1 minute walk from Mitake station Phone: 0428-79-0720 Hours: 9:00-17:00 Holiday: Every 3rd Monday (Tues. if Mon. is a holiday), Dec. 29th-Jan. 3rd



Ozawa Sake Brewery

Tours are available of the traditional Sawanoi sake brewery. Below the brewery is an outdoor riverside garden restaurant serving hand-made tofu and Japanese snacks. The perfect place to relax and sample traditional Japan.

Access: 3 minute walk from Sawai station Phone: 0428-78-8210 Hours: 10:00-17:00 Holiday: Monday (Tues. if Mon. is a holiday)



Kushi-Kanzashi Museum

Focused on traditional hair ornaments and combs from the Edo to Showa era, 400 seasonal exhibits include lip totes, purses, wigs, and calligraphy brush cases. The viewing hall provides a breathtaking overlook of the Tama river.

Access: 10 min walk from Sawai station, JR Ome Line, or take the city bus from Ome station towards Gyokudo Art Museum and disembark at Kushi-Kanzashi Museum (Saturdays only) Address: Ome City Yugimachi 3-764-1 Phone: 0428-77-7051 Holiday: Monday (Tues. if Mon. national holiday) New Year holidays Hours: 10:00-16:30 Admission: Adult: ¥600, student: ¥500 elementary: ¥300 Parking: 80 cars



Gyokudo Art Museum

Exhibits of modern master Gyokudo Kawai's art portraying the Okutama area, and a recreation of his studio are held on permanent display.

Access: 3 min walk from Mitake station, JR Ome Line, or take the city bus from Ome station towards Gyokudo Art Museum and disembark at Gyokudo-Bijutsukan (Saturdays only) Address: Ome City Mitake 1-75 Phone: 0428-78-8335 Holiday: Monday (Tues. if Mon. national holiday) New Year holidays Hours: 10:00-16:00 Admission: Adult: ¥500, student: ¥400 elementary: ¥200 Parking: 60 cars



Tamashin Mitake Art Museum

Exhibits by the prominent modern artist Asai Chû of the Meiji era, and other pieces from Morie Hagiwara, Kotaro Takamura and Auguste Rodin are on permanent display.

Access: 18 min walk from Mitake station, JR Ome Line Address: Ome City Mitake-honcho 1-1 Phone Number: 0428-78-8814 Holiday: Monday (Tues. if Mon. national holiday) New Year holidays and during exhibit changes Hours: Apr.-Oct. 10:00-16:30, Nov.-Mar. 10:00-16:00 Admission: Adult: ¥500, High school/University: ¥400, Middle/elementary school: ¥300 Parking: 5 cars



Mitake Gorge Trail Map

- 《Approximate walking times》
- Mitake sta. to Sawai sta. (30 min)
 - Mitake sta. to Seseragi-no-sato Museum (30 min)
 - Mitake sta. to Kamiji-bashi to Takimoto sta. (50 min)
 - Kamiji-bashi to Mitake Shrine (2 hr 20 min)
 - Mitake sta. to Ikusabata sta (1 hr)

※Collecting flora and fauna is prohibited in National Parks.

- Trail
- Bus stop
- Police
- Rest area
- Parking
- Post office
- Toilets
- Road sign

Seseragi-no-sato Museum 10:00~17:00 Closed Mondays

Shizen-Yaso-en parking Closed Dec. mid March

Okutama Fishing Center

Gyokudo Museum 10:00~16:30 Closes at 16:00 during Dec. to March Closed Mondays

Kushi-Kanzashi Museum 10:00~17:00 Closed Mondays

Kanto Fureai-no-michi North Mitake Information Center Closed Mondays

Ozawa Sake Brewery (Tours available) Closed Mondays and following Nat. holidays

Mitake Museum 10:00~16:30 Closes at 16:00 during Dec. to March Closed Mondays

Mitake Culture Center Closed every third Monday

Kanzanji Temple

Yoshikawa Eiji Memorial 10:00~16:30 Closes at 16:00 during Dec. to March

Yoshino-hondo road

Yoshino-hondo road

Yoshino-hondo road

Yoshino-hondo road

Yoshino-hondo road

Yoshino-hondo road

Yoshino-hondo road

Yoshino-hondo road

Yoshino-hondo road

Yoshino-hondo road

Yoshino-hondo road

Yoshino-hondo road

Yoshino-hondo road

Yoshino-hondo road

Yoshino-hondo road

Yoshino-hondo road

Yoshino-hondo road

Yoshino-hondo road

Yoshino-hondo road

Yoshino-hondo road

Yoshino-hondo road

Yoshino-hondo road

Yoshino-hondo road

Yoshino-hondo road

Yoshino-hondo road

Yoshino-hondo road

Yoshino-hondo road

Yoshino-hondo road

Yoshino-hondo road

Yoshino-hondo road

Yoshino-hondo road

Yoshino-hondo road

Yoshino-hondo road

Yoshino-hondo road

Yoshino-hondo road

Yoshino-hondo road

Yoshino-hondo road

Yoshino-hondo road

Yoshino-hondo road

Yoshino-hondo road

Yoshino-hondo road

Yoshino-hondo road

Yoshino-hondo road

Yoshino-hondo road

Yoshino-hondo road

Yoshino-hondo road

Yoshino-hondo road

Yoshino-hondo road

Yoshino-hondo road

Yoshino-hondo road

Yoshino-hondo road

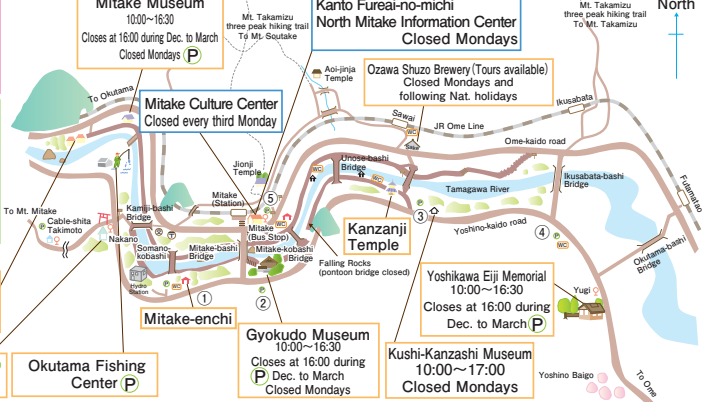
Yoshino-hondo road

Yoshino-hondo road

Yoshino-hondo road

Yoshino-hondo road

Yoshino-hondo road



① Mitake-Enchi Parking

Address: Ome City Mitake 1-190-3 Rates: ¥100 per hour (maximum ¥800) Capacity: 50 cars, 2 handicapped, no buses

② Mitake 1 chome Parking

Address: Ome City Mitake 1-3-4 Rates: Free Capacity: 3 buses, motorcycle available, no cars, no handicapped

③ Kanzanji Temple Parking

Address: Ome City Yugimachi 3-794 Rates: Free Capacity: 48 cars, 2 handicapped, no buses

④ Ome Yugi-enchi Parking Lot

Address: Ome City Yugimachi 3-643 Rates: Free Hours: 07:00-19:00 (Mar-Nov) 07:00-18:00 (Dec-Feb) Capacity: Car:9 Bus:5 Handicapped:1

⑤ Mitake-honcho Parking

Address: Ome City Mitake 362-8 Day rate: ¥500 (07:00-19:00) Closes at 18:00 during Dec-Jan Hours: 12 cars, no handicapped, no buses

※Fees collected on weekends Mar 1 to Nov 30, and all August

Accommodation

Hotel	Phone	Capacity	Average Rate	Lunch	Bath only	Credit card	Wi-Fi
Akiyama-so	0428-78-8463	20	From ¥8,640	By Reservation	×	×	○
Ikoisan-so	0428-78-8566	60	From ¥8,840	By Reservation	By Reservation	○	○
Utsuboya-so	0428-78-8462	30	From ¥8,640	By Reservation	×	×	×
Katayanagi-so	0428-78-8461	40	From ¥8,640	×	×	×	×
Higashibaba	0428-78-8446	15	From ¥8,640	×	×	×	×
Komadori Sanso	0428-78-8472	60	From ¥8,640	×	×	○	○
Sanraku-so	0428-78-8439	45	From ¥9,180	By Reservation	By Reservation	×	○
Sanko-so	0428-78-8476	60	From ¥10,500	○	○	×	○
Seizan-so	0428-78-8445	40	From ¥8,640	×	×	×	○
Takana-so	0428-78-8596	50	From ¥8,800	×	×	×	×
Tonari-so	0428-78-8447	40	From ¥8,640	By Reservation	○	×	○
Nishisuzakibou Kuraya	0428-78-8473	30	From ¥9,720	Inquire	×	×	○
Nobori	0428-78-8443	30	From ¥8,640	By Reservation	By Reservation	○	○
Harashima-so	0428-78-8973	40	From ¥8,640	By Reservation	×	×	○
Fujimoto-so	0428-78-8464	40	From ¥8,800	By Reservation	By Reservation	×	○
Houjukaku	0428-78-8448	40	From ¥9,700	×	×	○	×
Machikubota	0428-78-9039	30	From ¥8,640	×	×	×	×
Machiya	0428-78-8426	25	From ¥8,640	×	×	×	×
Maruyama-so	0428-78-8441	60	From ¥8,640	By Reservation	×	×	×
Mitake Sanso	0428-78-8474	70	From ¥10,000	×	×	×	○
Nanzan-so	0428-78-8449	50	From ¥9,720	By Reservation	×	Some Accepted	○
Hananoyado Yamanaka	0428-74-8442	20	From ¥12,800	×	×	×	×
Rei-un-so	0428-78-8501	35	From ¥8,640	×	×	○	○
Kajikaen	0428-78-8218	60	From ¥10,890	×	×	×	×
Ryokan Ginsuzu	0428-78-8336	30	From ¥10,800	○	×	×	×
Minshuku Okabe	0428-78-8553	15	From ¥6,930	×	×	×	×
Ekimae Yamagoya A-Yard	0428-74-9453	28	From ¥4,000	×	×	○	○
Seiryunoyado Okutamaji	0428-78-9711	90	From ¥13,000	○ Lunch from 11:30 to 14:00	○ Bath is open from 11:00 to 14:00	○	○ Wi-Fi available in lobby
Kanpo No Yado Ome	0428-23-1171	200	From ¥10,800	○	○	○	○
Mamadaya	0428-74-4221	35	From ¥13,800	By Reservation	By Reservation	×	○
Kavamura	0428-74-5305	60	From ¥15,750	By Reservation	By Reservation	×	×
Shisuikan	0428-74-6868	45	From ¥10,800	By Reservation	○	×	○
Minshuku Yamajo	0428-74-6441	11	From ¥8,000	×	×	×	×
Ihei	0428-74-4148	20	From ¥8,000	×	×	×	×
Comfesta Kabe	0428-22-5311	64	From ¥4,800	×	×	○	○

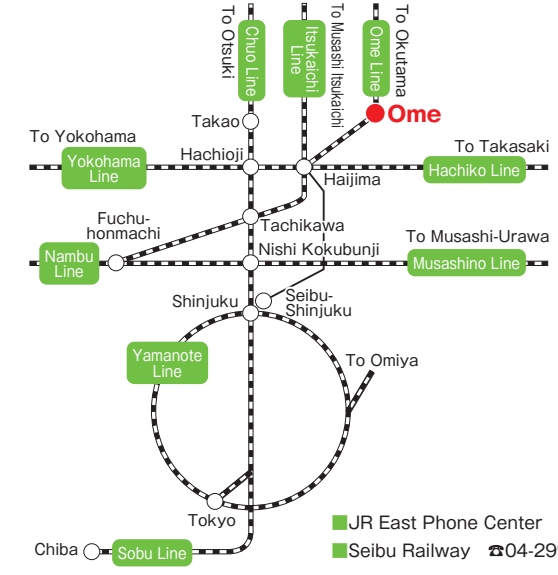
Attention: The above per-person rates are based upon off season weekday, 2 person/1room, including breakfast, dinner and tax. Rates may change without notice. Rates are subject to change during seasons, and depending upon party size. Please contact hotels for further information.

Information

Train Access

- From Tokyo: Chuo Line Rapid to Ome, or transfer at Tachikawa--
- From Omiya: Musashino Line to Nishi-Kokubunji, transfer to Chuo Line, transfer at Tachikawa--
- From Machida: Yokohama Line, transfer at Hachioji to Hachiko Line, transfer at Haijima--

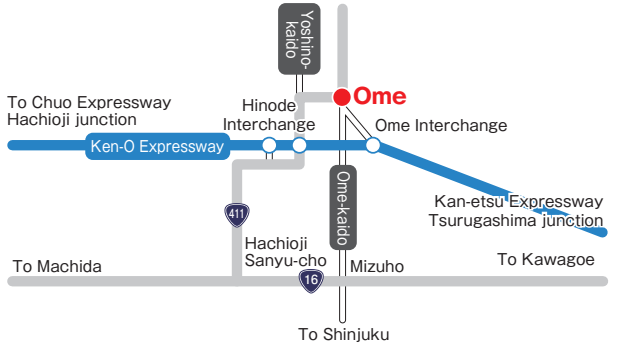
(Ome Line) Ome station



JR East Phone Center ☎050-2016-1603 Seibu Railway ☎04-2996-2888

Access by car

- From Tokyo: Chuo Expwy. to Hachioji JCT, Ken-O Expwy. exit Hinode I/C, Rt. 411 →
- From Omiya: Kan-etsu Expwy. to Tsurugashima JCT, Ken-O Expwy. exit Ome I/C →
- From Machida: Rt. 16 to Rt. 411 →



Tourism Information

Ome Tourism Information (Closed Monday and Nat. Holidays) ☎0428-20-0011
Ome Tourism Bureau ☎0428-24-2481
Tourism Phone Service (24 hr) ☎0428-24-3400
Ome Board of Commerce and Tourism ☎0428-22-1111 24-2100

Tourism Bureau <http://www.omekanko.gr.jp/>

Institute of Ome Municipal Tourism Bureau

Higashi-Ome Center Bl. 3 Fl. Ome City, Ome 1-2-5, Tokyo 198-0042 ☎0428-24-2481

Activities

• River Tour Operators

Kayaking

1. Gravity

Address: Ome City Yugimachi 3-787-9 Phone: 0428-76-0981

Rafting, kayaking, canoeing

2. Mitake Rafting Tours and Canoe Lessons

Address: Ome City Mitake-Honcho 265 Phone: 0428-79-7227

Shower climbing, MTB, rafting

3. Tamagawa Rafting Winds

Address: Ome City Wadamachi 2-59 Phone: 0428-74-9470

Hydro speed, rafting

4. Forest & Water

Address: Ome City Wadamachi 2-59 Phone: 0428-74-9470

Canyoning, rafting

5. Big Wave Ome Base

Address: Ome City Tomioka 3-1676-2 Phone: 0428-74-9100

Rafting

6. Okutama Rafting

Address: Ome City Osoki 3-1676-2 Phone: 0428-74-9007

Rafting

7. Okutama Crusoe rafting

Address: Ome City Baigo 3-921-6 Phone: 0428-74-9386

• Other Outdoor Experiences

Indigo dyeing

1. Aizome Kobo Kosoen

Address: Ome City Nagabuchi8-200 Phone: 0428-24-8121

Glass art

2. Ruriro Kobo

Address: Ome City Futamatao 2-738-5 Phone: 0428-78-9672

Barbequeing

3. Renagado Akatombo

Address: Ome City Sawai 1-403 Phone: 0428-78-8352

Day Bath	Kabe Onsen Ume no Yu	☎0428-20-1026	Rate per adult ¥860	Natural hot springs for the whole family to relax in, just by the station for convenience.
Pick-Your-Own Farms and Farmers Markets				
Berry Cottage	☎0428-31-3810			Ome City Shinmachi 2-11-5
Uchinuma Mushrooms	☎0428-74-4528			Ome City Nariki 1-90
Kubota Noen (Blueberries)	☎0428-74-6563			Ome City Nariki 1-104
Yoshinoen Blueberry Picking				Ome City Shinmachi 3-56-3
Yoshinaga Pears	☎0428-31-5087 (Reservation only)			Ome City Imai 1-467
Nomura Persimmons	☎0428-22-9665			Ome City Nagabuchi 2-491
JA Nishi Tokyo Green Center	☎0428-76-1325			Ome City Baigo 3-930-1
JA Nishi Tokyo Kasumi Market	☎0428-31-1115			Ome City Shinmachi 2-28-19

