

The Official Tokyo Tourism Guide

English / 英語

TOKYO

Travel Guide



Travelers from overseas can receive discounts when presenting this guidebook. The discounts are available at the facilities with the mark shown on the left. **Discount period : Valid until March 31, 2023**

TCVB Tokyo Convention & Visitors Bureau

TokyoTokyo Old meets New

Central Tokyo 東京都心図



Tokyo Broad Map 東京都全図

Total population : 14,049,146
Total area : 2,194.05km²



Ota p.45 Page in this Guide

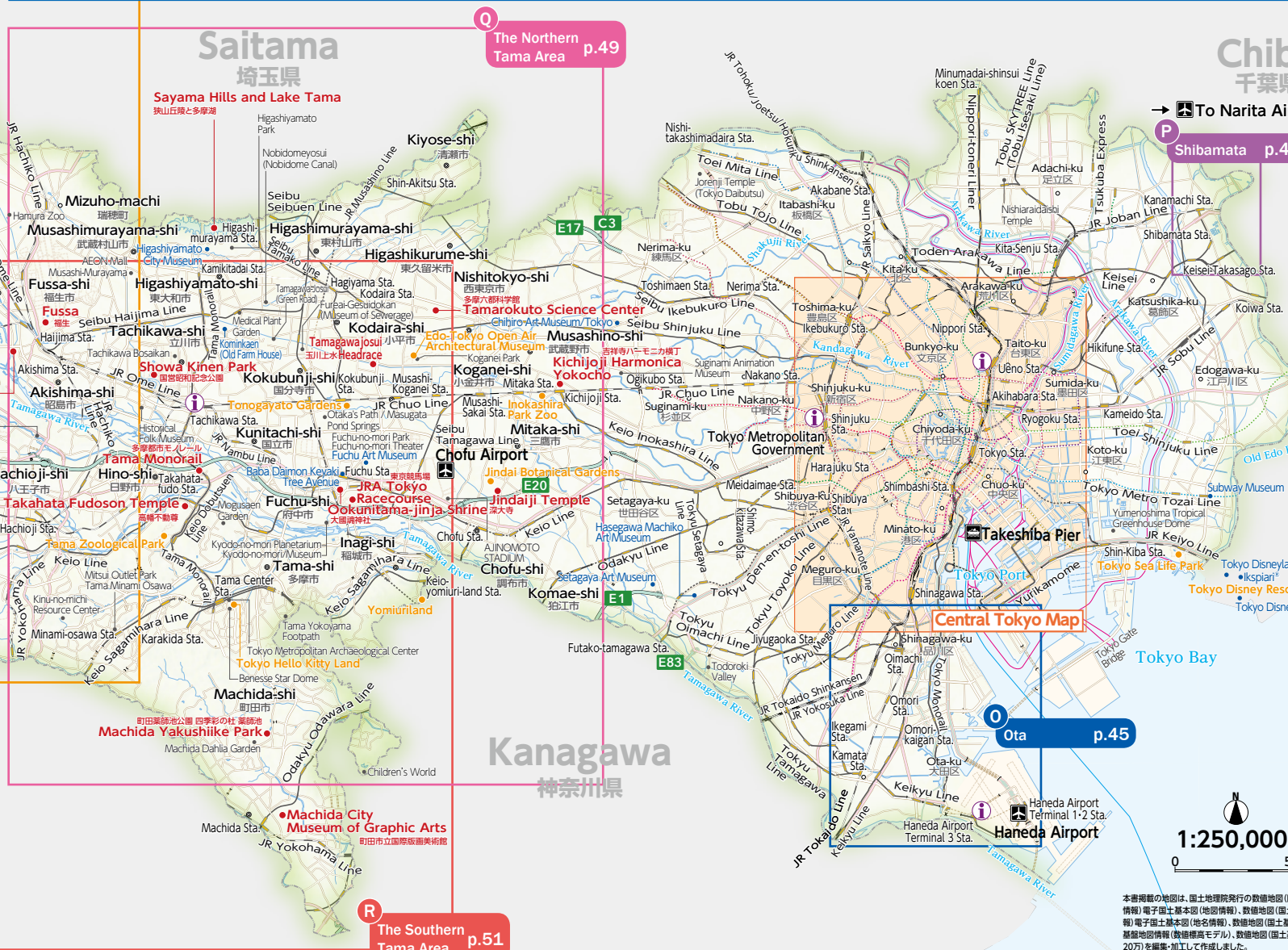
- Tourist Spots Introduced on pp. 13-58
- Tourist Spots Introduced on pp. 61-69
- Other Points of Interest

Legend

- Expressway
- Metropolitan Expressway
- Toll Road
- National Road
- Other Streets
- JR Line
- Private Line and Other Railways
- Main Subway Lines
- Water Buses
- Airport
- Boat Boarding Area
- Municipal Office
- Ward & Village Office

Icons

- Tourist Information Center/ JNTO-Approved Foreign Tourist Information Center
- Digital Signage
- Accommodation
- Currency Exchange
- ATM
- Post Office
- Art Gallery/Museum
- Shopping
- Coin Locker
- Police Station/Koban
- Hospital
- Church
- Temple
- Shrine
- Embassy/Consulate/ Representative Office, etc.
- Subway Exit with an Elevator
- Subway Exit with an Elevator (No Exit Number)
- walking time



Contents

Tokyo Broad Map p.1

Take Tokyo by storm! Eight places
abounding with attractions p.3

City & Suburbs All Around Tokyo
Recommended Routes p.5

Access Information p.9

Sightseeing Spots
in Nearby Prefectures p.59

Tourist Spots

Park/Garden p.61

Zoo/Botanical Garden p.63

Amusement park p.64

Museum p.65

Tokyo Volunteer Guides p.70

Free Wi-Fi Services p.71

General Information for Tourists p.72

Safety While Traveling p.73

When in trouble during your stay p.75

Useful Numbers & Services p.76

Transportation Network p.81

***All information is as of July 2021
unless otherwise stated. Please note that
information on the facilities is subject to
change without notice.**

How to read the Access Information

The Access information is described in this form:

Station name (Railway company name: Station Number)

Ex)

Ueno (JR: JU01, JK30, JU02, JY05, Subway: G16, H18),
Okachimachi (JR: JK29, JY04)

Another
Station name
if there is (are)
another closest
station

Station Number(s)
of the Railway company

Station Number(s)
if there is (are) the station(s)
of the same name

Station Number(s)
of another Railway
company

Discount period:
Valid until March 31, 2023

Discounts in this guidebook cannot be
combined with other discount services.

Area Map

A	Shinjuku	13
B	Shibuya Harajuku Omotesando	15
C	Asakusa	17
D	Sumida Ryogoku	21
E	Ueno	23
F	Akihabara Ochanomizu	25
G	Ginza	27
H	Marunouchi	29
I	Nishinbashi	31
J	Roppongi Akasaka	35
K	Ikebukuro	37
L	Odaiba Ariake Aomi	39
M	Shiodome Shiba Takeshiba	41
N	Shinagawa	43
O	Ota	45
P	Shibamata	47
Q	The Northern Tama Area	49
R	The Southern Tama Area	51
S	The Western Tama Area	53
T	Tokyo Islands	55
	Nearby Prefectures	59
	Park/Garden	61
	Zoo/Botanical Garden	63
	Amusement park	64
	Museum	65

Take Tokyo by storm!

Western Tama Area

A natural environment so lush you won't believe you're in Tokyo. Treat yourself to clean air and pure water surrounded by mountains. Hot springs also await.



Western Tama Area: p.53

Northern / Southern Tama Area

A suburban area just an hour or so from the city center with plenty to see and do including spacious parks, museums, temples and shrines.



Northern Tama Area: p.49
Southern Tama Area: p.51

Northern Tokyo

Down-to-earth areas with shotengai shopping streets and parks. Wander around and feel the vitality of everyday Tokyo people.



Ueno: p.23 Ikebukuro: p.37
Shibamata: p.47

Okutama



2.5 hr. from Tokyo Sta.

Musashi-Itsukaichi



90 min. from Tokyo Sta.

60 min. from Tokyo Sta.

Haijima

Tachikawa

45 min. from Tokyo Sta.

Izu & Ogasawara Islands

Yet a different face of this multifaceted city, immersed in the majestic setting of sea and mountains. Experience the mysteries of nature through exciting activities such as trekking and diving.



Tokyo Islands: p.55

Western Tokyo

With towering skyscrapers and streets lined with shopping plazas, this is the heart of cutting-edge businesses and trends. Revel in the chaotic combination of cultures.

Shinjuku: p.13
Shibuya/Harajuku/
Omotesando: p.15



Eight places abounding with attractions /

Central Tokyo

Including Tokyo Station, this area bursts with energy as a business and shopping hub with many tourist attractions, too.



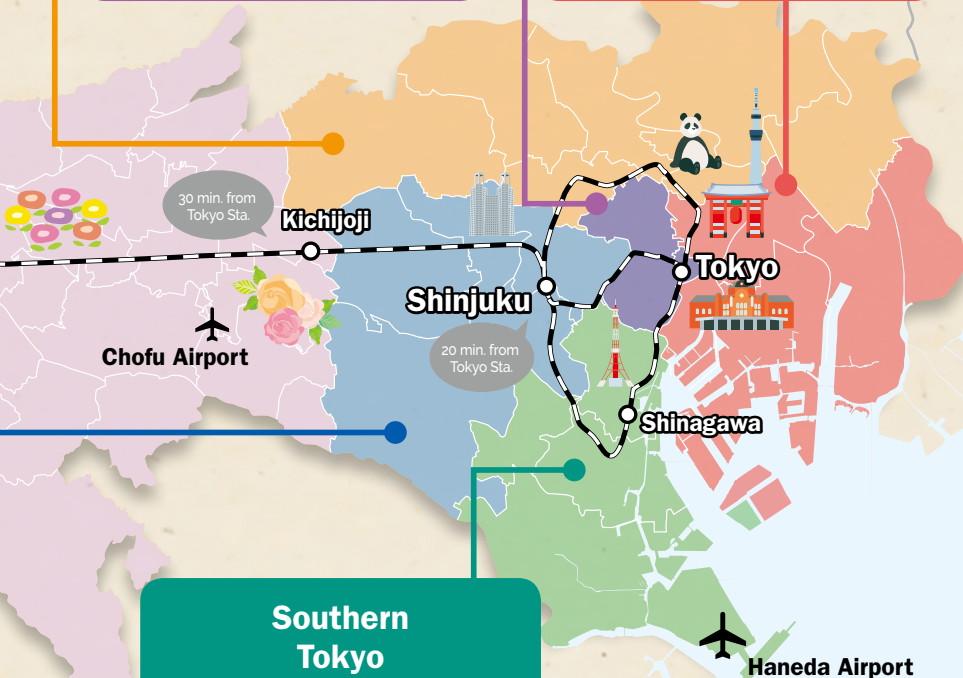
Akihabara/Ochanomizu: p.25 Ginza: p.27
Marunouchi: p.29 Nihonbashi: p.31

Eastern Tokyo

In areas like Sensoji Temple and Ryogoku Kokugikan, the vitality of the Edo era lives on in the old shitamachi downtown. New attractions such as TOKYO SKYTREE are on the rise.



Asakusa: p.17
Sumida/Ryogoku: p.21



Southern Tokyo

From famous tourist spots to brand new places, this waterside area overflows with a wide variety of attractions.



Roppongi/Akasaka: p.35
Odaiba/Ariake/Aomi: p.39
Shiodome/Shiba/Takeshiba: p.41
Shinagawa: p.43 Ota: p.45

For more details,
visit our website
GO TOKYO!

www.gotokyo.org/en/



Shinjuku

13

Shibuya
Harajuku
Omotesando

15

Asakusa

17

Sumida
Ryogoku

21

Ueno

23

Akihabara
Ochanomizu

25

Ginza

27

Marunouchi

29

Nihonbashi

31

Roppongi
Akasaka

35

Ikebukuro

37

Odaiba
Ariake
Aomi

39

Shiodome
Shiba
Takeshiba

41

Shinagawa

43

Ota

45

Shibamata

47

The Northern
Tama Area

49

The Southern
Tama Area

51

The Western
Tama Area

53

Tokyo Islands

55

Nearby
Prefectures

59

Park/Garden

61

Zoo/Botanical
Garden

63

Amusement
park

64

Museum

65

All Around Tokyo

City Center

The History Lover's Route: from the Middle Ages to the modern day

Half-day

Asakusa (Subway, Tobu, TX)

3 min.

1 Sensoji Temple, Asakusa Nakamise Shopping Street

(p.18-1, 2)

15 min.

2 Kappabashi Dougugai Street

(p.18-4)

20 min.

3 Ueno Park

(p.24-2)

7 min.

4 Ameyoko

(p.24-1)

5 min.

Ueno (JR, Subway)



©Sensoji Temple

① Start with a visit to Sensoji Temple, the oldest temple in Tokyo. To avoid the crowds, come in the morning. Afterwards, hang out at Nakamise Shopping Street, still thrumming with the energy of the Edo era, and take a bite of the famous ningyo-yaki. ② Another historic shopping street in Asakusa. Here you'll find not only specialized cooking tools, but also tableware, food samples, and many other items that make great souvenirs. ③ Japan's first park, opened in 1873. Museums, art galleries, a zoo, and more are all here. ④ Keep an eye out for a bargain as you walk these bustling streets echoing with the calls of sales people.



\\ Bonus! /

Many famous long-established Western restaurants are to be found in Ueno. Taste Japan's unique take on Western foods, like curry and rice omelets!

City Center

The Adventurer's Route: views of Tokyo from the sky and the sea

Half-day

Akabanebashi (Subway)

5 min.

1 Tokyo Tower

(p.42-1)

25 min. or
10 min. by bus

2 WATERS takeshiba

(p.42-5)

2 min.

3 Water Bus [WATERS takeshiba]

(p.12)

20 min.

4 Water Bus [Odaiba Marine Park]

(p.39)

5 min.

Odaiba

5 min.

Daiba (Yurikamome)



① Take in the city view from the classic sightseeing spot, Tokyo Tower. Also, nearby is Zojoji Temple, the historic temple, so be sure to stop by if you have time to spare. ② A new facility opened in 2020. Gaze upon TOKYO SKYTREE and the city skyline from the waterside terrace. ③ Board a water bus for a special view of Tokyo, caressed by a refreshing breeze. Passing under the Rainbow Bridge is an experience unique to the water bus. ④ A popular spot with shopping, restaurants and entertainment. Don't forget to snap a selfie with the Statue of Liberty.



\\ Bonus! /

Revel in the night view from Odaiba. Tokyo Tower and Rainbow Bridge reveal a different look from day to night.

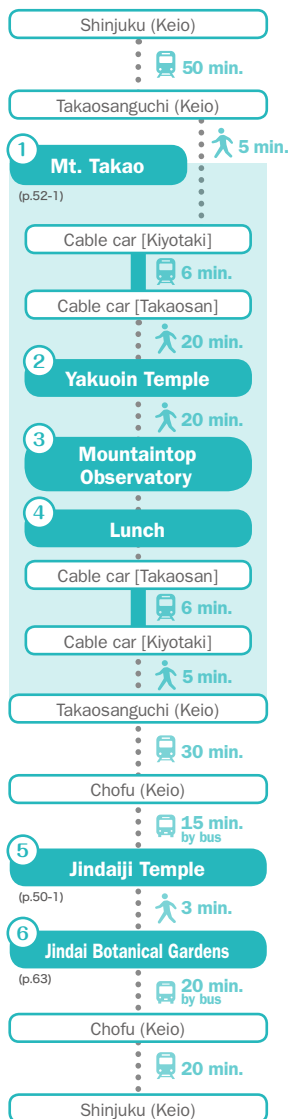


Recommended Routes

Suburbs


The Tama Area Route: feel the power of nature!

Full-day



① Just 1 hour from Shinjuku Station. The wide choice of hiking paths is popular even with novice mountain climbers. Fall foliage season brings a lively crowd.

The summit can be reached not only by hiking but also by cable car. Pass through the exhilarating 1km route surrounded by trees.



If you want to enjoy the mountain air, the slow-moving lift is also recommended.



② Visit the historic Yakuoin, established over 1,000 years ago. The highlight of the spacious grounds is the giant cedar tree "Takosugi" with roots bent like octopus tentacles. ③ From the observatory, Mt. Fuji is visible on clear days. Stop by the Takao Visitor Center to learn about Mt. Takao's natural environment. ④ The specialty of Mt. Takao is soba buckwheat noodles. Many soba shops are at both the peak and foot of the mountain.



\ Bonus! /

A day-use onsen hot-spring facility is at Takaasanguchi Sta. If you get tired, try sweating it out in the onsen.

⑤ Said to have been built in 733, Jindaiji Temple is known as the second oldest in Tokyo Prefecture. Be sure to take a break with Japanese sweets at one of the teahouses in front of the temple gate. ⑥ Enjoy flowers every season at this vast garden, including the renowned Rose Garden in full bloom each autumn, and from spring to early summer. Also, step into the large greenhouse with about 1,300 kinds of plants.



\ Bonus! /

If you rent a bicycle near Chofu Station, it takes about 20 minutes to reach Jindaiji Temple. Keep a lookout for interesting shops along the way!



Walk



Public transportation



Water bus

For other recommended itineraries, visit the website below.

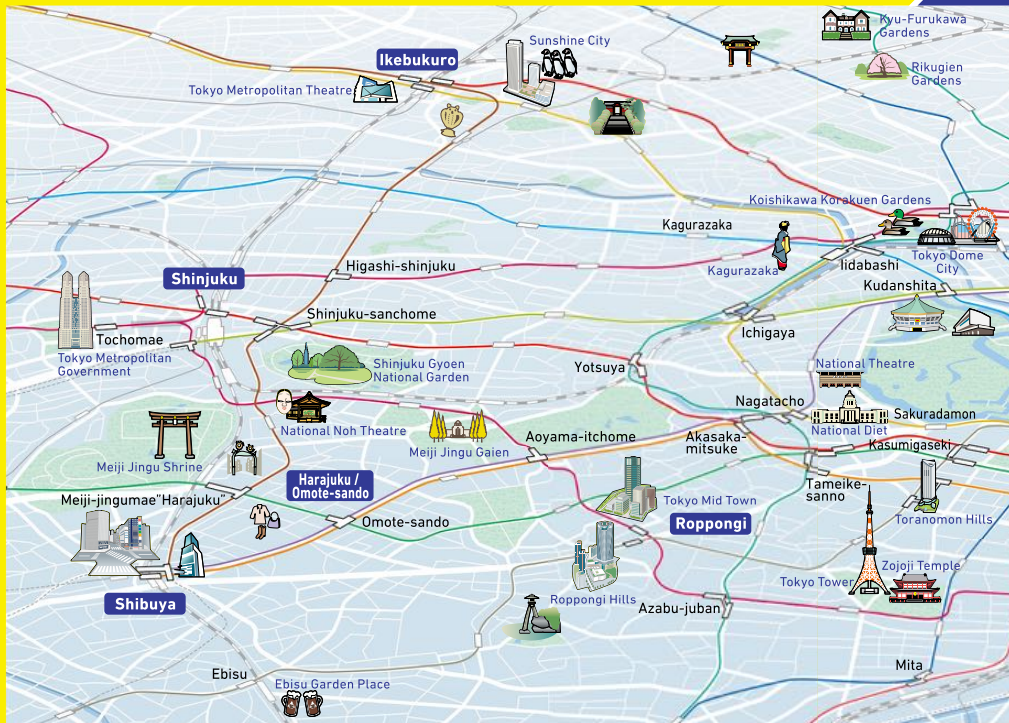
www.gotokyo.org/en/



*The indicated time is the estimated shortest time.

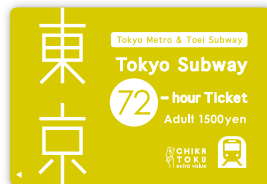
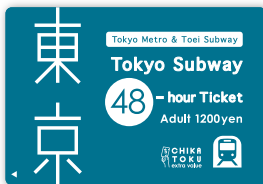
Tokyo Subway Ticket

for Tokyo Metro & Toei Subway



You can ride trains on the nine Tokyo Metro lines and four Toei Subway lines.

	24-hour Ticket	48-hour Ticket	72-hour Ticket
Price	¥800 (¥400)	¥1,200 (¥600)	¥1,500 (¥750)
()...for child			
Valid Period	24 hours after first use	48 hours after first use	72 hours after first use



Where to Purchase

Tokyo Metro Passenger Information Desks (at Ueno, Ginza, Shinjuku, Omote-sando, Tokyo and Ikebukuro stations)

Toei Subway Tourist Information Center (at Ueno-okachimachi station)

Airports

Haneda International Airport (Tokyo Tourist Information Center in International Terminal)
Narita International Airport (Keisei Bus Ticket Counter)

Hotels

Some hotels in the metropolitan area (limited to hotel guests)

Other places

Major Bic Camera stores throughout Tokyo, major Laox stores throughout Tokyo, and some H.I.S. "Tourist Information Centers", and more.

For details, check: www.tokyo-metro.jp/en/ticket/value/travel *We shall confirm with passports that the visitors are foreign tourists.

✓ Can be used for both Toei Subway and Tokyo Metro Subway lines.



- Tokyo Metro Line**
- Ginza Line
 - Marunouchi Line
 - Hibiya Line
 - Tozai Line
 - Chiyoda Line
 - Yurakucho Line
 - Hanzomon Line
 - Nambu Line
 - Fukutoshin Line
- Toei Subway Line**
- Toei Asakusa Line
 - Toei Mita Line
 - Toei Shinjuku Line
 - Toei Oedo Line

An example plan

Have a fun taste of the Tokyo downtown Shitamachi areas starting and ending at Ueno.



Transportation Between the Airport and the Main Locations in Tokyo

■ Times and Fares from the Airport to Various Locations in Tokyo

*One-way fares when purchasing tickets. The indicated time is the estimated shortest time. The fare varies according to the route.

Narita Airport	Limousine bus 60min.– ¥1,900 <small>*Foreign visitors only. Showing your passport is necessary. Purchase is available only at the ticket counter on the day of departure.</small>	Tokyo City Air Terminal (T-CAT), Tokyo Station
	Limousine bus 60–125min. ¥2,800–¥3,200	Major Tokyo Hotels
	AIRPORT BUS TYO-NRT 60min. ¥1,300	Tokyo Station
	JR Sobu Line (Rapid) 90min. ¥1,340	
	JR Narita Express 60min. ¥3,070	
	Limousine bus 105min.– ¥3,200	Shinjuku Station
	JR Narita Express 80min. ¥3,250	
	Keisei-Line Narita Sky ACCESS Line Skyliner 41min. ¥2,520	Keisei-Ueno Station
	Keisei-Line Access Express (direct) 87min. ¥1,680–¥1,720	Haneda Airport
	Limousine bus 65min.– ¥3,200	
Haneda Airport	Limousine bus 20min.– ¥840	Tokyo City Air Terminal (T-CAT)
	Limousine bus 30min.– ¥950	Tokyo Station
	Limousine bus 35min.– ¥1,250	Shinjuku Station
	Limousine bus 70–90min. ¥1,250–¥1,360	Nerima and Hikarigaoka
	Limousine bus 15–85min. ¥530–¥1,250	Major Tokyo Hotels
	Keikyu Line 11min. ¥300	Shinagawa Station (transfer)
		JR 8min. ¥170
	Tokyo Monorail 13min. ¥500	Hamamatsucho Station (transfer)
		JR 6min. ¥160

■ Discount tickets for public transportation from the airport to the inner city

Narita Airport

● Limousine & Subway Pass (Narita Route)

■ Fare: 24-hour Ticket + one way Limousine Bus ticket
Adult ¥3,400, Child ¥1,700

A pass that includes a Tokyo Subway 24-hour (or 48-hour or 72-hour) Ticket and a one-way Limousine Bus ticket between Narita Airport and various locations in the city. (*)

● N'EX TOKYO Round Trip Ticket

■ Fare: Adult ¥4,070, Child ¥2,030

A round-trip ticket of Narita Express (N'EX) of JR East between Narita Airport and stations in the Tokyo metropolitan area.

Haneda Airport

● Limousine & Subway Pass (Haneda Route)

■ Fare: 24-hour Ticket + one way Limousine Bus ticket
Adult ¥1,800, Child ¥900

A pass that includes a Tokyo Subway 24-hour (or 48-hour or 72-hour) Ticket and a one-way Limousine Bus ticket between Haneda Airport and various locations in the city. (*)

● Keikyu Haneda/Subway Pass

■ Fare: Adult ¥1,200, Child ¥600

A set that includes a one-way ticket from Haneda Airport Terminal 1・2 Station or Terminal 3 Station to Sengakuj Station on the Keikyu Line, and a Common One-day Ticket for Tokyo Metro & Toei Subway.

*Pass types vary depending on the purchasing place.

Bus Information

Toei Bus

A bus that covers the main areas in the city and lets you visit various locations by making connections with the different lines.



■ **Fare (general): Adult ¥210 (IC card ¥210), Child ¥110 (IC card ¥105)**

*Fares in the Tama area are according to distance by kilometers. (Starting fare: Adult ¥180 (IC card ¥178), Child ¥90 (IC card ¥89))

HATO BUS

There are bus tours of sightseeing spots in Tokyo such as Tokyo Tower and Odaiba. The GPS Multilingual Guide System is available for some tours.



■ **Fare and Hours: It depends on tour.**

WEB www.hatobus.com/v01/en

SKY BUS TOKYO / SKY HOP BUS

"SKY BUS TOKYO" is a service that efficiently takes you through major sightseeing spots in Tokyo on an open-top bus. Passengers can enjoy several routes filled with variety that last for approximately one hour each. The "SKY HOP BUS" that can be freely boarded and disembarked with a 1-day pass is also popular.



■ **Fare:**

Please refer to the official website

■ **Hours:**

Marunouchi Mitsubishi Building ticket counter, 9:00–18:00 / TOKYO SKYTREE Station office, 9:00–18:00

☎ 03-3215-0008 (9:30–18:00)

WEB www.skybus.jp/ WEB skyhopbus.com/

SKYTREE Shuttle®

Non-stop operations from TOKYO SKYTREE TOWN to various areas including Haneda Airport and Tokyo Disney Resort®. There is also a sightseeing shuttle bus connecting to the Ueno/Asakusa area.



Vehicle on Ueno–Asakusa Line

■ **Fare:**

Ueno–Asakusa Line:

Adult ¥220, Child ¥110

Haneda Airport Line:

Adult ¥940, Child ¥470

Tokyo Disney Resort Line:

Adult ¥800, Child ¥400

*The above fares may differ depending on the course.

WEB www.tobu-bus.com/pc/skytree_shuttle/

Free Shuttle Bus

A shuttle bus that anybody can use free of charge. It runs between 3 major spots every 10–20 minutes. Useful for touring or shopping.



"Marunouchi Shuttle" –the fare-free circuit bus that connects the Otemachi, Marunouchi, and Yurakucho areas

■ **Hours:** [Weekdays] 8:00–20:00 [Saturdays, Sundays, holidays] 10:00–20:00

■ **Frequency:** 12–15 min.

(Excluding some time periods. *Not running on January 1. *8:00–10:00 on weekdays: Otemachi Route)



"Metrolink Nihonbashi" –the fare-free circuit bus that connects the historic Yaesu, Kyobashi, and Nihonbashi areas

■ **Hours:** 10:00–20:00 (not running on January 1)

■ **Frequency:** About 15 min.



"Metrolink Nihonbashi E Line" –the fare-free circuit bus that connects the Yaesu, Hamacho, Ningyocho and Kabutocho areas

■ **Hours:** [Weekdays] 8:00–18:00 [Saturdays, Sundays, holidays] 10:00–20:00 (not running on January 1)

■ **Frequency:** About 22 min.



Waterways Information

There are places of scenic and historical interest as well as amusement spots along the Sumidagawa River and bay area. Waterway traffic will add enjoyment to your sightseeing.

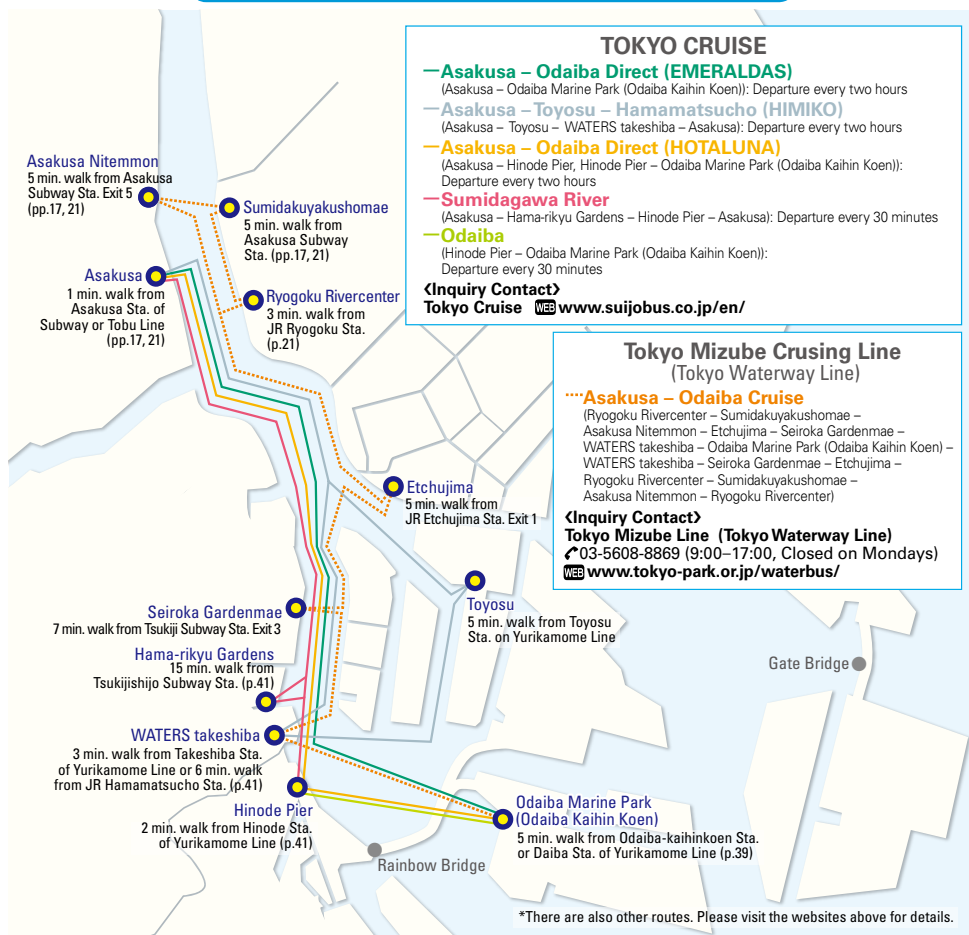


HOTALUNA



COSMOS

Main Voyage Routes of Water Buses



Japan's greatest entertainment district where tall buildings are lined up next to each other along with plenty of new hot spots.

Shinjuku

新宿

Tokyo Sta.

JR Chuo Line
15min.

Shinjuku Sta.

Tokyo Sta.

Tokyo Metro Marunouchi Line
19min.

Shinjuku Sta.



- Tourist Spots (pp.13-58)
- Tourist Spots (pp.61-69)
- Accommodation
- Shopping
- Art Gallery / Museum
- 1 Subway Exit with an Elevator
- EV Subway Exit with an Elevator (No Exit Number)



Shinjuku Sta. Station Numbers

11	18	05	26
17	01	04	

1 Tokyo Metropolitan Government Building

東京都庁

MAP P13C1

☎03-5321-1111



One of Tokyo's landmarks, with an observatory on the 45th floor. The Tokyo Tourist Information Center is on the 1st floor of The Main Bldg. No.1.

Tocho-mae (Subway: E28) Saturdays, Sundays, national holidays, New Year holidays, and inspection days of the T.M.G. Building.

Tokyo Metropolitan Government Building Observation Decks
 ☎03-5320-7890 (Courtesy phone for the observatory: 10:00-17:00 on weekdays)

South Observatory: 9:30-22:00 (Last admission 30 min. before closing)
 North Observatory: 9:30-17:30 (Last admission 30 min. before closing).
 Open 9:30-22:00 on days when the South Observatory is closed)

New Year holidays except for January 1, and inspection days of the T.M.G. Building; the 1st and 3rd Tuesdays for South Observatory, and 2nd and 4th Mondays for North Observatory (opens if it falls on a national holiday, and will close on the following day) Free of charge

*Use the special observatory elevator from the 1st floor of the Main Bldg. No.1. *Please refer to our website or Twitter for further information.

Tokyo Tourist Information Center

☎03-5321-3077 9:30-18:30

New Year holidays and inspection days of the T.M.G. Building.

4 Hanazono-jinja Shrine

花園神社

MAP P13B3

☎03-3209-5265

Tucked away between skyscrapers sits a shrine that dates back to the mid-17th century. Famed for its annual Tori-no-Ichi market in November, hundreds of thousands of people gather to buy kazari-kumade (decorative rakes), food, and other wares. There are also stalls selling food. The kumade are believed to help in "raking in" wealth and good fortune.

Shinjuku-sanchome (Subway: F13, M09, S02)



5 Shinjuku Expressway Bus Terminal

バスタ新宿

MAP P13C2

The nation's largest expressway bus terminal connecting Shinjuku to the rest of Japan. The 4th floor lounge has many conveniences for passengers such as an information counter with service in English and Chinese (not always available), a ticket sales counter, coin lockers, a convenience store, and a souvenir shop. The Tokyo Tourist Information Center on the 3rd floor and the sophisticated retail plaza "NEWoMan" adjacent, makes it an ideal location for shopping and gathering information before departure or after arrival. Shinjuku (JR: JA11, JB10, JC05, JS20, JY17, Subway: E27, M08, S01, Keio: KO01, Odakyu: OH01)

Please refer to the official website



2 Kabukicho

歌舞伎町

MAP P13B3

Known as "the town that never sleeps", it is one of the liveliest entertainment districts in Shinjuku.

Seibu-shinjuku (Seibu: SS01), Shinjuku (JR: JA11, JB10, JC05, JS20, JY17, Keio: KO01, Odakyu: OH01) Varies according to the facility/store



3 Shinjuku Golden-Gai

新宿ゴールデン街

MAP P13B3

An entertainment district formed during the chaotic postwar period. There are three hundred various eating and drinking establishments within its alleyways, from old shops reminiscent of the 1950's to new ones opened by young owners with exciting new concepts.

Seibu-shinjuku (Seibu: SS01), Shinjuku (JR: JA11, JB10, JC05, JS20, JY17, Keio: KO01, Odakyu: OH01), Shinjuku-sanchome (Subway: F13, M09, S02) Varies according to the store



Enjoy Shopping in Shinjuku

The Electronics Area and Department Store Basement Food Floors of Shinjuku

MAP P13B2, C/3



Shinjuku Station is surrounded by huge electronics stores such as Bic Camera, and Yodobashi Camera, which offer plenty of equipment such as PCs and electrical home appliances. With Keio Department Store at the West Exit along with other stores including Shinjuku Isetan at the East Exit and Shinjuku Takashimaya at the South Exit, the area surrounding the station is lined with huge department stores. Among some of the most popular spots are department store basement food floors, which offer food items, Japanese and Western sweets, prepared dishes, boxed lunches, and more. Many popular shops where eager customers are lined up appear one after another.

Shinjuku (JR: JA11, JB10, JC05, JS20, JY17, Subway: E27, M08, S01, Keio: KO01, Odakyu: OH01), Shinjuku-nishiguchi (Subway: E01)

Shinjuku	
	13
Shibuya Harajuku Omotesando	15
Asakusa	17
Sumida Ryogoku	21
Ueno	23
Akihabara Ochanomizu	25
Ginza	27
Marunouchi	29
Nishi-bashi	31
Roppongi Akasaka	35
Ikebukuro	37
Odaiba Ariake Aomi	39
Shiodome Shiba Takeshiba	41
Shinagawa	43
Ota	45
Shibamata	47
The Northern Tama Area	49
The Southern Tama Area	51
The Western Tama Area	53
Tokyo Islands	55
Nearby Prefectures	59
Park/Garden	61
Zoo/Botanical Garden	63
Amusement park	64
Museum	65

Once you cross the street away from the entertainment district filled with the latest trends, you will find yourself surrounded by a quiet and cultural townscape.

Shibuya/Harajuku/Omotesando

渋谷・原宿・表参道

Tokyo Sta. JR Yamanote Line 24min. Shibuya Sta. JR Yamanote Line 2min. Harajuku Sta. Tokyo Metro Marunouchi Line Akasaka-mitsuke Sta. Tokyo Metro Ginza Line 15min. Omote-sando Sta.



● Tourist Spots (pp.13-58) ● Tourist Spots (pp.61-69) 🏠 Accommodation 🛍 Shopping 🎨 Art Gallery / Museum 1 Subway Exit with an Elevator EV Subway Exit with an Elevator (No Exit Number)



1 Shibuya Scramble Crossing and Center-Gai

渋谷駅前 スランブル交差点〜センター街 MAP P15D2

One of Tokyo's most famous sights and rumored to be the busiest intersection in the world, this crossing is an organized chaos as people spill out from the sidewalks from all sides. Center-Gai is popular with Japan's youth and boasts trendy stores, restaurants and nightclubs.

Shibuya (JR: JA10, JS19, JY20, Subway: F16, G01, Z01, Keio: IN01, Tokyu: DT01, TY01)

*1: Shibuya Sta.

*2: Shibuya Scramble Crossing Area



3 SHIBUYA SCRAMBLE SQUARE

渋谷スクランブルスクエア MAP P15D2

☎03-4221-4280

At 230 meters, the massive 47-story complex SHIBUYA SCRAMBLE SQUARE is the tallest tower in Shibuya. Opened in November 2019, it is home to more than 200 shops and restaurants, a collaborative business community space SHIBUYA QWS, offices, and the observatory SHIBUYA SKY. Shop & Restaurant B2~11F, 14F: 10:00~21:00, Restaurant 12F: 11:00~23:00, 13F: 11:00~24:00 *Please refer to the official website No fixed holiday



5 Omotesando

表参道 MAP P15B3/4



The grand street that was constructed as the approach to Meiji Jingu Shrine. The street is lined with zelkova trees on both sides and provides a relaxing atmosphere. It is also lined with refined shops.

Omote-sando (Subway: C04, G02, Z02)

5-a OMOTESANDO HILLS

表参道ヒルズ MAP P15B4 ☎03-3497-0310 (general information)

Omotesando Hills is a unique cultural/commercial complex, emerging as the new face of Omotesando, and playing a role as a disseminator of various trends as a hub of Japanese fashion and culture. Shop/Service: 11:00~21:00 (until 20:00 on Sundays), Restaurant: 11:00~Last Order: 22:00 (Last Order: 21:00 on Sundays), Café: 11:00~Last Order: 20:30 (Last Order: 19:30 on Sundays) *Varies according to the store and day of the week *Please refer to the official website Open 365 days (except for 3 days during the year)

5-b TOKYU PLAZA OMOTESANDO HARAJUKU

東急プラザ表参道原宿 MAP P15B3 ☎03-3497-0418

A commercial facility facing the Jingumae Intersection, which is located in the center of the Omotesando/Harajuku area. The various brands offer the latest fashion items for all lifestyles.

Meiji-jingumae (Harajuku) (Subway: C03, F15) Shop: 11:00~21:00, Restaurant 6~7F: 8:30~23:00 No fixed holiday

2 SHIBUYA109

SHIBUYA109 渋谷店

☎03-3477-5111

A fashionable building that symbolizes Shibuya. It is highly popular with young women in their teens and twenties and has a large variety of popular items available. Renewed on a regular basis, it is an exciting and fun-filled facility even at the common use area.

Shibuya (JR: JA10, JS19, JY20, Subway: F16, G01, Z01, Keio: IN01, Tokyu: DT01, TY01) Shop: 10:00~21:00 Restaurant/bar (café Ma Maison: 10:00~22:00 / Cheese and Honey: 11:00~22:00) January 1



4 MIYASHITA PARK

MIYASHITA PARK MAP P15C2

☎03-6712-5630 (11:00-18:00)

Opened in 2020, this new landmark of Shibuya is a low-rise complex facility with a park, commercial facility, and a hotel. It is home to many shops and restaurants, including ones first opened in Japan and also new-style, trendy ones. Shibuya Yokochi with shops serving local dishes from all over Japan is also popular. The 4th floor has Shibuya City Miyashita Park, where everyone can enjoy sports casually. Varies according to the store



6 Takeshita-dori Street

竹下通り MAP P15B3

Stores containing miscellaneous character and idol goods popular among teens are lined up along the street.

Harajuku (JR: JY19)

Varies according to the store



7 Meiji Jingu Shrine

明治神宮 MAP P15A2

☎03-3379-5511

One of the shrines of Japan's indigenous religion, Shinto, where the souls of Emperor Meiji and Empress Shoken are enshrined. Constructed in 1920, the shrine celebrated its centenary in 2020. The forest surrounding it was created thanks to the donation of 100,000 trees from all over Japan.

Harajuku (JR: JY19), Meiji-jingumae (Harajuku) (Subway: C03, F15)

From sunrise to sunset (varies according to the time of the year)

Open 365 days



Shinjuku

13

Shibuya Harajuku Omotesando 15

Asakusa

17

Sumida Ryogoku

21

Ueno

23

Akihabara Ochanomizu

25

GINZA

27

Marunouchi

29

Nihonbashi

31

Roppongi Akasaka

35

Ikebukuro

37

Odaiwa Ariake Aomi

39

Shiodome Shiba Takeshiba

41

Shinagawa

43

Ota

45

Shibamata

47

The Northern Tama Area

49

The Southern Tama Area

51

The Western Tama Area

53

Tokyo Islands

55

Nearby Prefectures

59

Park/Garden

61

Zoo/Botanical Garden

63

Amusement park

64

Museum

65

Asakusa

Tokyo Sta. — JR Yamanote Line — Akihabara Sta. — Tsukuba Express 18min. — Asakusa Sta.



- Tourist Spots (pp.13-58)
 Tourist Spots (pp.61-69)
 Accommodation
 Shopping
 Art Gallery / Museum
 Subway Exit with an Elevator
 Subway Exit with an Elevator (No Exit Number)



1 Sensoji Temple

浅草寺

☎03-3842-0181
(10:00 to 16:00 except Sundays and holidays)

The oldest temple in Tokyo, said to have been built in 628. It is famous for its main Kaminarimon Gate, where a giant lantern hangs. There are many events such as the meeting of the traditional end of winter, the Day of 46,000 Blessings (Chinese Lantern Plant Fair), and the "Osame no Kan-non" festival (battledore fair) to end the year.

📍Asakusa (Subway: A18, G19, Tobu: TS01, Tsukuba Express: TX03)
🕒6:00–17:00 (6:30–October to March) ☑️Open 365 days



MAP P17B2



2 Asakusa Nakamise Shopping Street

浅草仲見世商店街

MAP P17B2

The bustling Nakamise area is comprised of a 250m road from the Kaminarimon Gate to the Hozomon Gate, lined with about 90 shops dating back to the Edo era. In this era, laborers on the temple grounds were permitted to open shops along the approaching road, and in this way, the shopping street began.

📍Asakusa (Subway: A18, G19, Tobu: TS01, Tsukuba Express: TX03)
☑️Varies according to the store



3 Asakusa Entertainment Hall

浅草演芸ホール

☎03-3841-6545

This pop entertainment hall offers Rakugo (comic storytelling), Manzaï (comic dialogue), Mandan (comic monologue), acrobatics, magic and mimic shows.

📍Asakusa (Subway: A18, G19, Tobu: TS01, Tsukuba Express: TX03)
🕒11:40–21:00 (excluding special performances)
☑️Open 365 days
💵Adult ¥3,000 (excluding special performances)



MAP P17B1



4 Kappabashi Dougugai Street

かっぱ橋道具街

MAP P17B1

☎03-3844-1225

(Tokyo Kappabashi Commercial Promotion Association)

A shopping area with a proud history of over 100 years. This 800m-long street is lined with 160 wholesale stores offering Japanese, Western and Chinese tableware; Japanese and Western dessert-making utensils; all types of kitchenware; raw ingredients of food; packing supplies; food samples; and more.

📍Tawaramachi (Subway: G18), Asakusa (Subway: A18, G19, Tobu: TS01, Tsukuba Express: TX03)
🕒10:00–17:00
☑️Varies according to the store



5 Denbain-dori Street

伝法院通り

MAP P17B2



This street, which runs two hundred meters from east to west, is filled with the culture of Edo. Downtown souvenirs such as Japanese accessories and sweet amanatto beans and skillfully made crafts can be found here. The various sights to see include a statue of a famous thief on the roof of a garment shop, the colorful roof tiles, and the eight faces of Edo drawn on the shutters.

📍Asakusa (Subway: A18, G19, Tobu: TS01, Tsukuba Express: TX03)
☑️Varies according to the store



6 Asakusa Culture Tourist Information Center

浅草文化観光センター

MAP P17B2

☎03-3842-5566

Taito City's tourist information facility located in front of the Kaminarimon Gate. In addition to tourist information (in Japanese, English, Chinese, and Korean) and ticket sales, computer reference terminals for sightseeing information are also available free of charge. The observation terrace with a sweeping view of Asakusa is also popular.

📍Asakusa (Subway: A18, G19, Tobu: TS01, Tsukuba Express: TX03)
🕒9:00–20:00 (8F Viewing deck –22:00) ☑️Open 365 days (closed during periods of maintenance, etc.)



7 TOKYO mizumachi

東京ミズマチ

MAP P17B4

TOKYO mizumachi is a commercial complex stretching under the elevated railway tracks between Asakusa Station and TOKYO SKYTREE Station. Divided into the west zone (Asakusa side) and the east zone (TOKYO SKYTREE TOWN side) by the Genmoribashi Bridge, this shopping spot houses a variety of unique and trending stores. You may also want to grab takeout for a meal or picnic in the park or along the riverside in the surrounding area.

📍TOKYO SKYTREE (Tobu: TS02), Asakusa (Subway: A18, G19, Tobu: TS01, Tsukuba Express: TX03) ☑️Varies according to the store



8 Kuramae

蔵前

MAP P17D2



This up-and-coming area was traditionally the home of toy wholesalers and craftsmen, but recently a wave of restaurants and shops with studios have moved into renovated old storehouses in the area, making it a fun area that still retains its old charm.

📍Kuramae (Subway: A17, E11)



Shinjuku

13

Shibuya
Harajuku
Omotesando

15

Asakusa

17

Sumida
Ryogoku

21

Ueno

23

Akihabara
Ochanomizu

25

GINZA

27

Marunouchi

29

Nihonbashi

31

Roppongi
Akasaka

35

Ikebukuro

37

Odaiya
Ariake
Aomi

39

Shiodome
Shiba
Takeshiba

41

Shinagawa

43

Ota

45

Shibamata

47

The Northern
Tama Area

49

The Southern
Tama Area

51

The Western
Tama Area

53

Tokyo Islands

55

Nearby
Prefectures

59

Park/Garden

61

Zoo/Botanical
Garden

63

Amusement
park

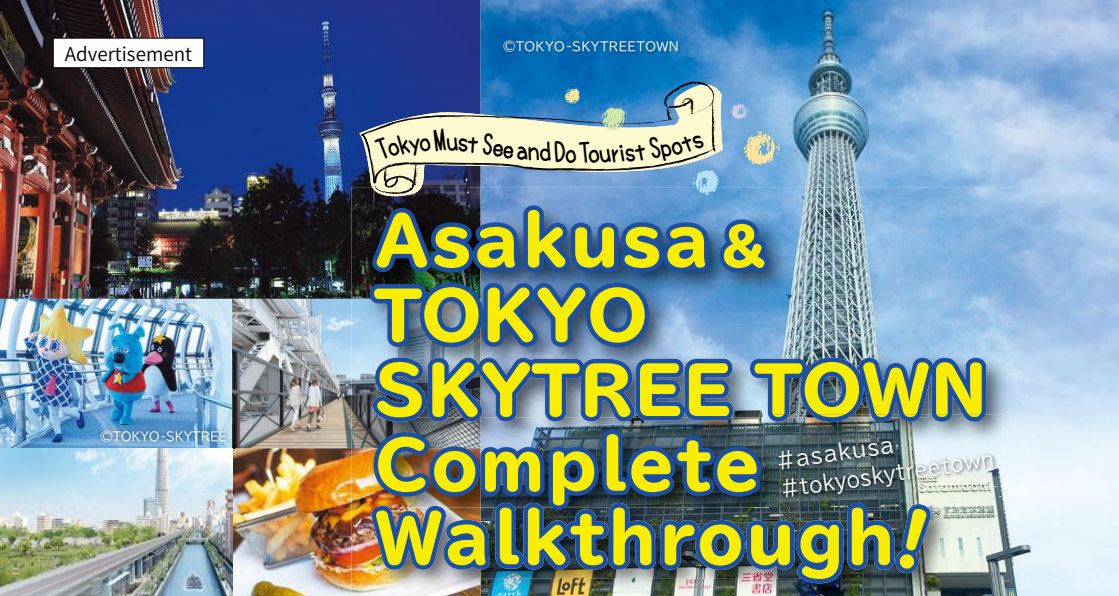
64

Museum

65

Tokyo Must See and Do Tourist Spots

Asakusa & TOKYO SKYTREE TOWN Complete Walkthrough!



START!

Walk around Asakusa

#asakusa


A new landmark connecting Asakusa and TOKYO SKYTREE TOWN!
SUMIDA RIVER WALK



Asakusa Nakamise Shopping Street



Sensoji Temple



LUNCH

TOKYO mizumachi, a commercial complex with more than 10 shops and a hostel

#mizumachi

Don't miss sweets like the Shiratama Parfait, each one handmade with care by skilled patissiers!

"Ichiya"



You will be blown away by these burgers with meat patties instead of buns!

"shake tree DINER"



**SHOPPING!**

#solamachi

TOKYO Solamachi has a large collection of popular character shops!



©'76,'16 SANRIO (E)

© 2020 Pokémon. © 1995-2020 Nintendo/Creatures Inc. /GAME FREAK inc.
ポケッモンスター・ポケモン・Pokémonは任天堂・クリーチャーズ・ゲームフリークの登録商標です。



There are also many other fashion brand and souvenir shops!



Champion®

BEAMS

Loft



•Ganso
Shokuhin
Sample-ya



•Asakusa
Amezaiku
Ameshin

BREAK!

#sweets

Try different sweets!



•Gion Tsujiri •Horiuchi Fruit Farm

**AQUARIUM**

Sumida Aquarium

The penguin pool and jellyfish areas are a must-see!



#sumidaaquarium



Japan.
Tax-free
Shop

TAX REFUND
COUNTER

Hours: 10:00 a.m. to 9:00 p.m.
Location: 1F, Block 7,
TOKYO SKYTREE TOWN
*Closed as of October 2021

**NIGHT VIEW**

The 360-degree night view from TOKYO SKYTREE

On the Tembo Deck 350 meters above ground, visitors can write their wishes on ribbons and tie them to a monument called "WISH RIBBON". Part of the proceeds from ribbon sales are donated to medical services.



To Nikko, a place to fully enjoy Japan's history and natural beauty just two hours from Asakusa

Enjoy history, abundant nature and onsen hot springs – visit the Nikko and Kinugawa Onsen area! Using Tobu Express SPACIA, you'll be there from Asakusa or TOKYO SKYTREE Station in about two hours.

Mount Nantai and Lake Chuzenji



©TOKYO-SKYTREE



For more detailed information about Asakusa, TOKYO SKYTREE TOWN, and Nikko, check here!


www.tobu.co.jp/en/

[tobugroup.en](https://www.facebook.com/tobugroup.en)

[tobu_japan_trip](https://www.instagram.com/tobu_japan_trip)


TOKYO SKYTREE ▶ www.tokyo-skytree.jp/en/

TOKYO Solamachi ▶ www.tokyo-solamachi.jp/en/

TOKYO mizumachi ▶ www.tokyo-mizumachi.jp/en/

The townscape with its old shitamachi downtown atmosphere is dotted with sightseeing spots. This area is now gathering attention from the world at large.

Sumida/Ryogoku

墨田・両国

Tokyo Sta. — JR Yamanote Line — Kanda Sta. — Tokyo Metro Ginza Line — Asakusa Sta. — Tobu SKYTREE Line 30min. — TOKYO SKYTREE Sta.

Tokyo Sta. — JR Yamanote Line — Akihabara Sta. — JR Sobu Line 10min. — Ryogoku Sta.




● Tourist Spots (pp.13-58) ● Tourist Spots (pp.61-69) 🏠 Accommodation 🛍️ Shopping 🎨 Art Gallery / Museum 1 Subway Exit with an Elevator EV Subway Exit with an Elevator (No Exit Number)



1 TOKYO SKYTREE TOWN

東京スカイツリータウン

MAP P21A4



The "Tower Town" amid the still thriving historic Edo era culture of the Narihira and Oshiage districts. It consists of the freestanding TOKYO SKYTREE broadcasting tower and other facilities at the foot of it, such as the TOKYO Solamachi commercial facilities, an aquarium, planetarium, offices, and more.

1-a TOKYO SKYTREE

東京スカイツリーTM

0570-55-0634



The tallest freestanding broadcasting tower in the world boasting 634 meters in height. A view of the entire Kanto region can be enjoyed from the two observation decks located 350 and 450 meters above the ground and Mt. Fuji may be seen on sunny days. At the observation decks are also official shops, cafés, and restaurants.

1-b TOKYO Solamachi

東京ソラマチ

0570-55-0102



A "new oldtown-style" commercial facility at the foot of TOKYO SKYTREE. More than 300 shops are here to satisfy your fashion, tourism, and eating desires. Enjoy an up close view of TOKYO SKYTREE while dining on the 30th and 31st restaurant floors.

1-c SUMIDA AQUARIUM

すみだ水族館

03-5619-1821



"Ogasawara Sea Life," a large aquarium recreating the waters of the Natural World Heritage site, the Ogasawara Islands, is spectacular. There are also plenty of other sights to see, including the indoor open-style tank that lets you see penguins and seals from up close and the fantastic "Big Shale" with about 500 moon jellyfish.

1-d Konica Minolta Planetarium Tenku in TOKYO SKYTREE TOWN

コニカミノルタプラネタリウム 天空 in 東京スカイツリータウン

03-5610-3043

Enjoy a realistic walk under the stars in this planetarium operated by a manufacturer of planetarium devices. Visitors can relax on reclining seats and experience a new type of program that consists of an array of lights, sounds, and aromas.

2 Sumida Park

隅田公園

MAP P21A3



A time-honored park opened to the public by Tokugawa Yoshimune so that common people could enjoy viewing cherry blossoms there. In spring, it is famous for its grand view of cherry trees in a line that spreads over 1 kilometer, and in summer, the Sumida River Fireworks Festival is held here. Sports can also be enjoyed on the grounds as there is a marathon course.

3 Ryogoku Kokugikan

両国国技館

MAP P21C1



03-3623-5111 (Nihon Sumo Kyokai)

Where grand tournaments of sumo, an ancient Japanese martial art, are held. Even when there are no main tournaments, visitors can still enjoy the concession stands within the premises. The Sumo Museum, which collects and stores documents related to sumo, is also popular. In addition to fighting sport events, there are musical events and more.

4 -Ryogoku- Edo NOREN

-两国-江戸NOREN

MAP P21C1

03-6658-8033



This two-story complex with an old Edo style feel has a multitude of shops and restaurants, and even a sumo stage for events featuring cultural and historical aspects of Tokyo's past.

Traditional Crafts Experience

MAP P21B/C4



Edo Kiriko glass is traditional glassware featuring distinctive, vivid colors and delicately engraved geometrical designs. At Sumida Edo Kiriko-kan, visitors can experience making them too!

Nearby, at Atelier Sougeikan, visitors can also practice a kind of traditional "Edo calligraphy" on lanterns and fans.

Shinjuku	13
Shibuya Harajuku Omotesando	15
Asakusa	17
Sumida Ryogoku	21
Ueno	23
Akihabara Ochanomizu	25
Ginza	27
Marunouchi	29
Nihonbashi	31
Roppongi Akasaka	35
Ikebukuro	37
Odaiba Ariake Aomi	39
Shiodome Shiba Takeshiba	41
Shinagawa	43
Ota	45
Shibamata	47
The Northern Tama Area	49
The Southern Tama Area	51
The Western Tama Area	53
Tokyo Islands	55
Nearby Prefectures	59
Park/Garden	61
Zoo/Botanical Garden	63
Amusement park	64
Museum	65

Ueno

Tokyo Sta.

JR Yamanote Line 8min. Ueno Sta.



 Tourist Spots (pp.13-58)
 Tourist Spots (pp.61-69)
 Accommodation
 Shopping
 Art Gallery / Museum
 Subway Exit with an Elevator
 Subway Exit with an Elevator (No Exit Number)



1 Ameyoko

アメ横

MAP P23D3

The streets from JR Ueno Sta. to Okachimachi Sta. are crowded with stores offering clothes, miscellaneous goods, fresh fish and dried food.

Ueno (JR: JJ01, JK30, JU02, JY05, Subway: G16, H18),
Okachimachi (JR: JK29, JY04)
 Varies according to the store



2 Ueno Park (Shinobazu pond)

上野恩賜公園(不忍池)

MAP P23C2

☎03-3828-5644

Designated in 1873 as the first park in Japan. Located throughout the huge grounds, which are famous for viewing cherry blossoms, are a zoo, an art gallery, museums, and more. One of the main sites is the Toshogu Shrine, which was built in 1627 upon request by Tokugawa Ieyasu in his will.

Ueno (JR: JJ01, JK30, JU02, JY05, Subway: G16, H18)

Varies according to the facility
*For details of the facilities, please see the "Tourist Spots" (pp.61-69).

*1: No Wi-Fi at some locations



3 Kaneiji Temple

寛永寺

MAP P23B3

☎03-3821-4440

Built in 1625 by the Tokugawa shogunate as a prayer temple. It later also served as a family temple and entombed here are six former shoguns. The Konpon Chudo (main hall), the Kaisando, the Kiyomizu Kannondo, and the Shinobazu-no-ike Bentendo are among the structures that are located near Ueno Park.

Uguisudani (JR: JK31, JY06)
☎9:00-16:00

Open 365 days



4 Yushima Tenmangu Shrine

湯島天満宮(湯島天神)

MAP P23D2

☎03-3836-0753

The old shrine, established in 458, enshrines Sugawara Michizane, the God of Learning. There are about 300 Japanese plum trees in the precincts that were planted in connection with Sugawara Michizane. The Shaden architecture, entirely constructed with Japanese cypress in 1995, is a must-see.

Yushima (Subway: C13)

☎6:00-20:00 (Treasure house 9:00-17:00) Worship in precincts 365 days available

Treasure house - Adult ¥500



5 Shitamachi Museum

台東区立下町風俗資料館

MAP P23D2

☎03-3823-7451

Experience shitamachi (oldtown) life in this museum dedicated to showcasing everyday life in the capital in earlier times.

Ueno (JR: JJ01, JK30, JU02, JY05, Subway: G16, H18), Ueno-hirokoji (Subway: G15), Ueno-okachimachi (Subway: E09), Yushima (Subway: C13) 9:30-16:30 (Admission until 16:00) Mondays (or the following day when it falls on a national holiday), December 29-January 3, exhibition renewal periods, etc.

Adult ¥300, Elementary/Junior high-High school student ¥100



6 Nezu-jinja Shrine

根津神社

MAP P23B1

☎03-3822-0753

Nezu-jinja Shrine was founded about 1,900 years ago. The current buildings were built in 1706 and the seven buildings including the Honden (main hall) are designated National Important Cultural Properties. In spring, about 3,000 azalea bushes of about 100 varieties bloom in the shrine's Azalea Garden.

Nezu (Subway: C14),
Sendagi (Subway: C15)
 Karamon Gate: Mar.-Sep. until 18:00, Feb. and Oct. until 17:30, Nov.-Jan. until 17:00



Take a stroll through Yanesen, where an old downtown shitamachi atmosphere still remains.

Yanesen & Yanaka Ginza

MAP P23A1/2



Yanaka, Nezu, and Sendagi, which are in a downtown shitamachi district of Tokyo, are collectively called "Yanesen", and have become a popular spot for strolling. There are many shrines and temples there, including the family temple of the Tokugawa Clan. One of the main spots is Yanaka Ginza, which is crowded with people, young and old, as there is everything from old established shops open since the Taisho era, to modern sweets shops. Many cats also gather at the Yuyake Dandan staircase, which is a hot spot for taking pictures of cats, located at the entrance of the shopping street.

Sendagi (Subway: C15), Nippori (JR: JY07, Keisei: KS02)

Shinjuku

13

Shibuya
Harajuku
Omotesando

15

Asakusa

17

Sumida
Ryogoku

21

Ueno

23

Akihabara
Ochanomizu

25

Ginza

27

Marunouchi

29

Nihonbashi

31

Roppongi
Akasaka

35

Ikebukuro

37

Odaiba
Ariake

39

Shiodome
Shiba
Takeshiba

41

Shinagawa

43

Ota

45

Shibamata

47

The Northern
Tama Area

49

The Southern
Tama Area

51

The Western
Tama Area

53

Tokyo Islands

55

Nearby
Prefectures

59

Park/Garden

61

Zoo/Botanical
Garden

63

Amusement
park

64

Museum

65

An area lined with shops offering electrical equipment and an area that retains its rustic atmosphere perfect for shopping and taking a stroll.

Akihabara/Ochanomizu

秋葉原・御茶ノ水

Tokyo Sta.

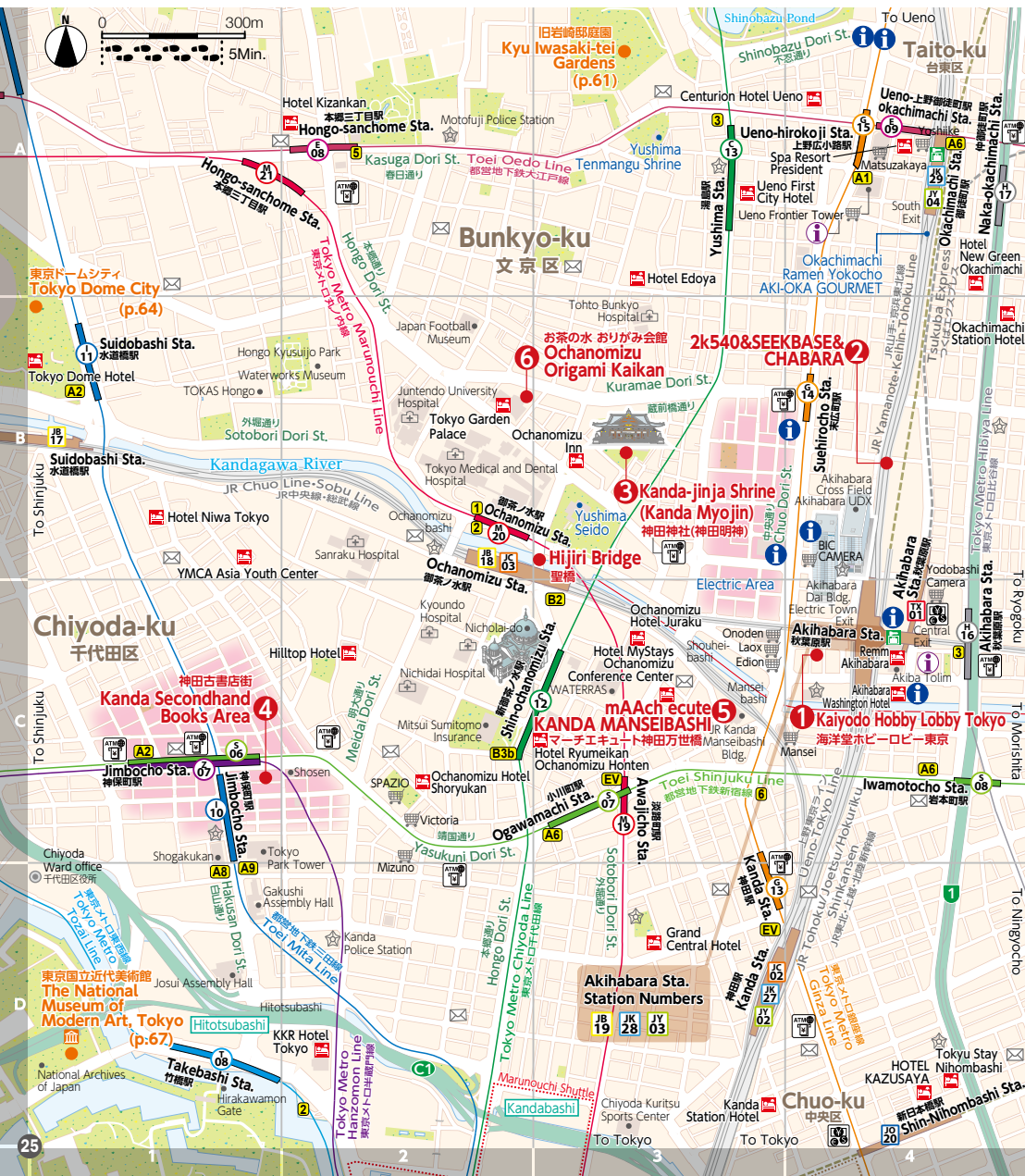
Tokyo Sta.

JR Yamanote Line
4min. Akihabara Sta.

JR Chuo Line
4min. Ochanomizu Sta.



- Tourist Spots (pp.13-58)
- Tourist Spots (pp.61-69)
- Accommodation
- Shopping
- Art Gallery / Museum
- 1 Subway Exit with an Elevator
- EV Subway Exit with an Elevator (No Exit Number)



1 Kaiyodo Hobby Lobby Tokyo

海洋堂ホビーロビー東京

MAP P25C4

☎03-3253-1951

A retail shop of the model manufacturer Kaiyodo. An abundance of elaborate figures and capsule toys including popular characters, Buddhist statues, animal figures and dinosaur figures can be found here. Samples of new products are also on display in a section of the gallery earlier than in other shops.

Akihabara (JR: JB19, JK28, JY03, Subway: H16, Tsukuba Express: TX01)

☎11:00–20:00 ☒Open 365 days



3 Kanda-jinja Shrine (Kanda Myojin)

神田神社 (神田明神)

MAP P25B3

☎03-3254-0753

Reportedly built in 730, this ancient shrine is revered as a place to pray for luck in business, family, matchmaking, protection from bad luck, and competition. The vermilion-lacquered buildings that appear after passing through the gateway and climbing the approach is a spectacular sight. At the Culture Complex, souvenirs are available, as are ATMs for cards issued outside Japan. It is easily accessible from Akihabara Station.

Akihabara (JR: JB19, JK28, JY03, Subway: H16, Tsukuba Express: TX01), Ochanomizu (JR: JB18, JC03, Subway: M20), Shin-ochanomizu (Subway: C12), Suehirocho (Subway: G14) ☎Open 24 hours ☒Open 365 days



4 Kanda Secondhand Books Area

神田古書店街

MAP P25C1

There are approximately 180 second-hand book stores with a total storage of more than 10 million books in the Kanda Jinbocho area. A wide range of specialized books can be found here that is a big appeal to book lovers.

Jimbocho (Subway: H10, S06, Z07) ☒Varies according to the store



6 Ochanomizu Origami Kaikan

お茶の水 おりがみ会館

MAP P25B2

☎03-3811-4025

This facility dedicated to Japanese washi paper and origami (folding paper) is fun for both adults and kids. This 6 story-building has a shop, a gallery, and classrooms, as well as a dyeing studio. You can see the process of dyeing the papers (irregular schedule). Origami classes, etc. are available (reservation only).

Ochanomizu (JR: JB18, JC03, Subway: M20), Suehirocho (Subway: G14), Shin-ochanomizu (Subway: C12) ☎9:30–16:30 ☒Sundays, holidays ☒Varies according to the class (Admission is free)



2 2k540&SEEKBASE&CHABARA

2k540&SEEKBASE&CHABARA

MAP P25B4



Akihabara (JR: JB19, JK28, JY03, Subway: H16, Tsukuba Express: TX01)

2-a 2k540 AKI-OKA ARTISAN

2k540 AKI-OKA ARTISAN

☎03-6806-0254

This Tokyo commercial complex features various crafting-themed shops, some of which offer hands-on crafting experience. ☎11:00–19:00 *Core time (varies according to the store) ☒Wednesdays (The facility remains open on holidays but stores are subject to individual opening hours)

2-b SEEKBASE AKI-OKA MANUFACTURE

SEEKBASE AKI-OKA MANUFACTURE

This shopping district is home to various shops offering hobby items such as audio equipment, cameras and figures. ☎11:00–20:00 (varies according to the store) ☒No fixed holiday (some stores are closed on Wednesdays)

2-c CHABARA AKI-OKA MARCHE

CHABARA AKI-OKA MARCHE

☎03-3258-0051 (Nippon Hyakuten Shokuhinkan)

This indoor market is a perfect place to pick up local Japanese foods sourced from all over the country and dine at a restaurant serving Japanese local dishes. ☎11:00–20:00 ☒January 1, 1st Wednesday of June and November

5 mAACH ecute KANDA MANSEIBASHI


マーチエキュート神田万世橋

MAP P25C3

☎03-3257-8910

A commercial facility that was completed on this site where the Manseibashi Station used to be. Inside this structure with beautiful brick arches are establishments such as specialty shops and cafés. Relics of the former Manseibashi Station are also on display here.

Akihabara (JR: JB19, JK28, JY03, Subway: H16, Tsukuba Express: TX01) ☎Shop: 11:00–20:00 Restaurant: 11:00–23:00 (until 21:00 on Sundays and public holidays) ☒No fixed holiday



A View Like a Miniature Townscape Unfolding Before Your Eyes

Hijiri Bridge

MAP P25B3

Hijiri Bridge is one of the bridges that span the Kanda River and is located on the eastern side of JR Ochanomizu Station. When looking east while standing on the bridge, you can see the Akihabara Electric Town in the distance. If you look below, you will see the station platform, the tracks of the Chuo and Sobu lines, and the tracks of the above-ground Tokyo Metro Marunouchi Line zone - letting you see multiple trains coming and going.

Ochanomizu (JR: JB18, JC03, Subway: M20)



Shinjuku	13
Shibuya	
Harajuku	
Omotesando	15
Asakusa	
	17
Sumida	
Ryogoku	21
Ueno	
	23
Akihabara	
Ochanomizu	25
Ginza	
	27
Marunouchi	
	29
Nihonbashi	
	31
Roppongi	
Akasaka	35
Ikebukuro	
	37
Odaiba	
Ariake	
Aomi	39
Shiodome	
Shiba	
Takeshiba	41
Shinagawa	
	43
Ota	
	45
Shibamata	
	47
The Northern Tama Area	
	49
The Southern Tama Area	
	51
The Western Tama Area	
	53
Tokyo Islands	
	55
Nearby Prefectures	
	59
Park/Garden	
	61
Zoo/Botanical Garden	
	63
Amusement park	
	64
Museum	
	65

Stores such as luxury boutiques and popular shops appear one after another here. This town has the latest in fashion.

Ginza

銀座

Tokyo Sta.

Tokyo Metro Marunouchi Line
3min.

Ginza Sta.



- Tourist Spots (pp.13-58)
- Tourist Spots (pp.61-69)
- Accommodation
- Shopping
- Art Gallery / Museum
- Subway Exit with an Elevator
- Subway Exit with an Elevator (No Exit Number)



1 Ginza Shopping District

銀座ショッピング街

MAP P27B2



An area lined with well-known department stores, as well as shops of both luxury brands such as Chanel and Gucci, as well as casual fashion names such as Uniqlo and ZARA, among an endless variety of others.

- Ginza (Subway: G09, H09, M16)
- Varies according to the store



3 Ginza Yonchome Intersection

銀座四丁目交差点

MAP P27B2



At the intersection of Chuo-dori St. (Ginza-dori St.) and Harumi-dori St., there are symbolic architectures of Ginza including the renowned Mitsukoshi Department Store and Wako Clock Tower. The perfect place to start a Ginza walk.

- Ginza (Subway: G09, H09, M16)



4 GINZA SIX

GINZA SIX

☎03-6891-3390

MAP P27C2



This thirteen-story commercial complex with about 240 stores is one of Ginza's largest facilities and Tokyo's high-end fashion center. The building also has an expansive rooftop garden area for great views of Tokyo, and on the basement floor, a traditional Noh theater.

- Ginza (Subway: G09, H09, M16), Higashi-ginza (Subway: A11, H10)
- Shop: 10:30–20:30
- Restaurant: 11:00–23:00
- Varies according to the store



5 Tsukiji Hongwanji Temple

築地本願寺

☎0120-792-048

MAP P27C4



A temple of the Jodo Shinshu Hongwanji school of Buddhism. This eye-catching building is based on ancient Buddhist architecture from India and other Asian cultures. The main hall, pillars of the Sanmon Gate, and stone walls were designated as Important Cultural Properties in 2014.

- Tsukiji (Subway: H11)
- 6:00–16:00 (closed after evening service)
- Open 365 days



2 GINZA KABUKIZA

GINZA KABUKIZA

MAP P27C3



A complex facility consisting of the Kabukiza and KABUKIZA Tower. After the 4th Kabukiza was closed for a period of three years, the reconstruction was finally completed in 2013.

- Higashi-ginza (Subway: A11, H10)

2-a Kabukiza Theatre

歌舞伎座
☎03-3545-6800

Opened more than 130 years ago in 1889, this is the world's only exclusive Kabuki theater. It has maintained its refined classical theater since the Meiji era, and has continued to present performances that incorporate the spirit of the times. The 5th incarnation of the theater, designed by architect Kuma Kengo, is a masterpiece of tradition and innovation.

- Varies according to the performance month

2-b KABUKIZA Tower

歌舞伎座タワー
☎03-3545-6886 (10:00-17:30)

An office tower designed based on traditional Japanese aesthetics adjacent to the Kabukiza. In the popular Kabukiza Gallery visitors can experience the Kabuki world even on days with no performances. Various Kabuki souvenirs are available at Kokichio Square on floor B2F.

- 10:00–17:30 (admission until 17:00) No fixed holiday
- ¥600 *The hours, holidays, and telephone number are those of the Kabukiza Gallery.

6 Tsukiji Outer Market

築地場外市場

MAP P27D3



Tsukiji Outer Market offers everything from fresh fish, fresh meats and vegetables, and dried foods, to food-related products such as knives and dinnerware. Please note that from early morning until 9:00 am the market is quite crowded due to the trade among professionals.

- Tsukiji (Subway: H11), Tsukijishijo (Subway: E18)
- Wednesday (varies according to the store), Sunday, national holidays



Shinjuku 13

Shibuya
Harajuku
Omotesando 15

Asakusa 17

Sumida
Ryogoku 21

Ueno 23

Akihabara
Ochanomizu 25

Ginza 27

Marunouchi 29

Nihonbashi 31

Roppongi
Akasaka 35

Ikebukuro 37

Odai
Ariake
Aomi 39

Shiodome
Shiba
Takeshiba 41

Shinagawa 43

Ota 45

Shibamata 47

The Northern
Tama Area 49

The Southern
Tama Area 51

The Western
Tama Area 53

Tokyo Islands 55

Nearby
Prefectures 59

Park/Garden 61

Zoo/Botanical
Garden 63

Amusement
park 64

Museum 65

The area in front of Tokyo Station - the huge terminal where many trains come and go.

Marunouchi

丸の内

Tokyo Sta.

3min. walk Marunouchi



1 Imperial Palace/Nijubashi

皇居・二重橋

MAP P29C1

☎03-3213-1111 (Press Section, General Administration Division, Imperial Household Agency)



The Edo Castle, formerly the Tokugawa Family's residence, became the Imperial Palace as the Emperor moved to Tokyo from the Kyoto Imperial Palace after the Meiji Restoration. Part of the site is opened to the public as the Imperial Palace East Gardens. The Nijubashi Bridge in front of the main entrance is famous.

Nijubashimae (Marunouchi) (Subway: C10, Hibiya (Subway: C09, H08, I08))

Open 365 days



3 Marunouchi Bldg./Shin-Marunouchi Bldg.

丸ビル・新丸ビル

MAP P29B3,C2/3

☎03-5218-5100



Marunouchi Building, a landmark outside Tokyo Station on the Marunouchi south side, is a large complex of about 130 shops including high-end international and domestic fashion shops, handicraft stores, and restaurants that offer an amazing view of Tokyo. Shin-Marunouchi Building has about 140 shops with lots of individuality and marunouchi HOUSE with restaurants that are open until late at night.

Tokyo (JR: JC01, JE01, JK26, JO19, JT01, JU01, JY01, Subway: M17)

Shop: 11:00–21:00 (until 20:00 on Sundays and holidays), Restaurant: 11:00–23:00 (until 22:00 on Sundays and holidays) Some restaurants of Shin-Marunouchi Bldg. are open until 4 am. *Varies according to the store.

January 1, statutory inspection days



4 KITTE

KITTE

MAP P29C3

☎03-3216-2811(10:00-19:00)



A commercial facility run by Japan Post. Shoppers here can enjoy the craftsmanship and unique aesthetic sense of Japan, as well as restaurants serving delicious dishes from across the country. The Tokyo Central Post Office and a tourist information center are also located adjacent to the complex.

Tokyo (JR: JC01, JE01, JK26, JO19, JT01, JU01, JY01, Subway: M17)

*Varies according to the store January 1 and statutory inspection days



5 Tokyo International Forum

東京国際フォーラム

MAP P29D2

☎03-5221-9000



Complex cultural facilities including 8 small-to-large-sized halls, 34 conference rooms, a symbolic glass atrium and others. It is a venue for various exhibitions, musicals, and concerts. Its futuristic glass atrium is unique.

Yurakucho (JR: JK25, JY30, Subway: Y18)

Open space: 7:00–23:30, Rental facilities: vary according to the event

Open 365 days (irregularly closed)

*1: No Wi-Fi at some locations



2 Tokyo Station

東京駅

MAP P29B3,C3



2-a



2-b

Completed in 1914, the Tokyo Station Marunouchi Building, designated as an Important Cultural Property, is a Renaissance-style red-brick building. It was reconstructed as a two-story building after the war, but was restored to its original form in 2012. In the station are many facilities including GranSta and Keiyo Street to satisfy your every shopping and dining desire.

Tokyo (JR: JC01, JE01, JK26, JO19, JT01, JU01, JY01, Subway: M17)

*Varies according to the store

Open 365 days

2-a Tokyo Ramen Street

東京ラーメンストリート

☎03-3210-0077 (First Avenue Tokyo Station)



As its name suggests, this is an underground "street" inside Tokyo Station. Those searching for ramen heaven will have to look no further than this old-fashioned style street lined with famous ramen shops from Tokyo.

2-b Tokyo Character Street

東京キャラクターストリート

☎03-3210-0077 (First Avenue Tokyo Station)



Not far from Tokyo Ramen Street lies Tokyo Character Street, which features over 30 stores with popular characters such as Rilakkuma, Snoopy, and more. Also in this area is Ichiban Plaza which hosts an everchanging lineup of pop up shops.

6 Marunouchi Naka-dori Street

丸の内仲通り

MAP P29C2

One of the top brand-oriented streets in Tokyo, which connects Otemachi Station and Yurakucho Station. Gathered in the new and old buildings are various shops and restaurants, from old established shops to new outlets.

Tokyo (JR: JC01, JE01, JK26, JO19, JT01, JU01, JY01, Subway: M17)

*Varies according to the store



Shinjuku	13
Shibuya	
Harajuku	15
Omesando	
Asakusa	17
Sumida	
Ryogoku	21
Ueno	23
Akihabara	
Ochanomizu	25
Ginza	27
Marunouchi	29
Nihonbashi	31
Roppongi	
Akasaka	35
Ikebukuro	37
Odaiba	
Ariake	
Aomi	39
Shiodome	
Shiba	
Takeshiba	41
Shinagawa	43
Ota	45
Shibamata	47
The Northern	
Tama Area	49
The Southern	
Tama Area	51
The Western	
Tama Area	53
Tokyo Islands	55
Nearby	
Prefectures	59
Park/Garden	61
Zoo/Botanical	
Garden	63
Amusement	
park	64
Museum	65

The heartland of commercial culture that dates back to the Edo era. It is an area with many well-established shops where you can feel history and culture.

Nihonbashi

日本橋

Tokyo Sta.

10 min. walk Nihonbashi Sta.



- Tourist Spots (pp.13-58)
- Tourist Spots (pp.61-69)
- Accommodation
- Shopping
- Art Gallery / Museum
- Subway Exit with an Elevator
- Subway Exit with an Elevator (No Exit Number)




1 Nihonbashi Bridge

日本橋

MAP P31B2

Nihonbashi Bridge was originally built in 1603 and set as the starting point in Edo (now Tokyo) of major roads to each region in Japan. Being wooden, it was burned down in fires and reconstructed many times. The current bridge is the 20th version, built in 1911, and the first stone arch Nihonbashi Bridge.

Nihombashi (Subway: A13, G11, T10)



3 Bank of Japan/Bank of Japan Currency Museum

日本銀行・日本銀行金融研究所貨幣博物館

MAP P31B1

Bank of Japan Tour Desk: ☎03-3277-2815
Currency Museum: ☎03-3277-3037

The Bank of Japan offers guided tours to explore the BOJ Main Building, designated an Important Cultural Property. The Currency Museum displays various coins and documents from ancient times to the present.

Mitsukoshimae (Subway: G12, Z09)

Bank of Japan

Saturdays, Sundays, national holidays, year-end and New Year holidays ***Reservation required**
(Please refer to the official website)

Currency Museum ☎9:30–16:30 (admission until 16:00)

Mondays (open if it falls on a national holiday), New Year holidays




Photo courtesy of: Bank of Japan

5 Suitengyo Shrine

水天堂

MAP P31B4

Noted for its divine graces such as safe pregnancy and delivery of children, this shrine was recently renovated to be more earthquake resistant as well as to create a barrier-free environment for its visitors.

Suitengumae (Subway: Z10)

☎7:00–18:00



Antenna Shops (local municipality specialty shops)

Around Nihonbashi

MAP P31

You can travel almost all of Japan without ever leaving Tokyo by visiting so-called antenna shops dotted around Nihonbashi. These stores feature specialties and souvenirs from regional areas of Japan and are a great way to explore and find new favorite foods and crafts.

Nihombashi (Subway: A13, G11, T10)



2 COREDO Nihonbashi/Muromachi/Muromachi Terrace

COREDO 日本橋・室町・室町テラス

MAP P31C2,B1/2



A commercial complex in the Muromachi-Nihonbashi area. COREDO Nihonbashi has restaurants and shops spread over 4 floors plus the basement. Including COREDO Muromachi Terrace which opened in September 2019, COREDO Muromachi now has four floors. Movie theaters, a great variety of restaurants and an array of well established brands are all here for your enjoyment.

Nihombashi (Subway: A13, G11, T10), Mitsukoshimae (Subway: G12, Z09) Varies according to the store



No fixed holiday

4 Ningyocho

人形町

MAP P31B3/4



A downtown neighborhood that has been busy and lively since the Edo era thanks to puppet shows, Suten-gu, and more. There are still many traditional crafts shops and old established restaurants in Amazake Yokochi, which leads to the Meijiza theater and Hamacho Park. Events such as the Setomono Market in August as well as the Ningyo Market and Bettara Market in October are famous.

Ningyocho (Subway: A14, H14)



6 Department Store District and Chuo-dori Street

百貨店街&中央通り

MAP P31B2,C2



In addition to its huge commercial facilities, Chuo-dori is a street that is lined with famous department stores such as the Nihombashi Mitsukoshi Main Store, which is known as Japan's first department store, and Nihombashi Takashimaya, which is a registered Important Cultural Property. New commercial facilities such as COREDO Muromachi, COREDO Muromachi Terrace, COREDO Nihonbashi, and YUITO are also starting to appear, offering more to your shopping experience with everything from luxury brand products to household goods and gifts. Over the Nihonbashi River spans the Nihonbashi Bridge, where the Kilometer Zero of Japan, or Zero Mile Marker, is located. There is also a boat dock that provides boat trips.

Nihombashi (Subway: A13, G11, T10), Chuo-dori Street: Shin-Nihombashi (JR: JO20)

*1: No Wi-Fi at some locations

Shinjuku	13
Shibuya Harajuku Omotesando	15
Asakusa	17
Sumida Ryogoku	21
Ueno	23
Akihabara Ochanomizu	25
Ginza	27
Marunouchi	29
Nihonbashi	31
Roppongi Akasaka	35
Ikebukuro	37
Odaiba Ariake Aomi	39
Shiodome Shiba Takeshiba	41
Shinagawa	43
Ota	45
Shibamata	47
The Northern Tama Area	49
The Southern Tama Area	51
The Western Tama Area	53
Tokyo Islands	55
Nearby Prefectures	59
Park/Garden	61
Zoo/Botanical Garden	63
Amusement park	64
Museum	65

Nihonbashi - the town filled with history, waterfronts, and downtown shitamachi culture that dates back to the Edo era.



Sushi

Tempura

Enjoy washoku (Japanese cuisine), which is now an Intangible Cultural Heritage, and the various flavors of the long-established shops in Nihonbashi.

The Nihonbashi area



Important Cultural Property

3 Nihonbashi

A town with both history and progress.

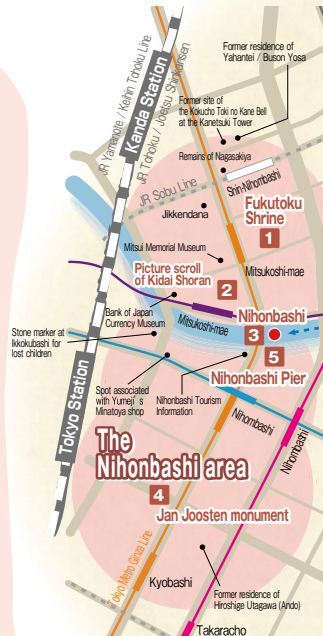
Edo was largely a watery marshland that was filled about 400 years ago. The Nihonbashi area, which prospered as a town of merchants, still serves as a base point of commerce and finance.



Road Marker



4 Jan Joosten monument



1 Fukutoku Shrine



2 Picture scroll of Kidai Shoran (Underground passage in Mitsukoshimae Station)

Metrolink Nihonbashi

Free bus connecting Yaesu, Kyobashi and the Nihonbashi area. Very useful for shopping or sightseeing.



Metrolink Nihonbashi E Line

Useful for moving from Tokyo Station towards Hamacho, Ningyocho and Kabutocho. Practical if you are going to the theater or exploring the neighborhood.



[Contact] HINOMARU LIMOUSINE CO., Ltd.
TEL.03-6903-3334 URL: <http://www.hinomaru.co.jp>

Recommended when touring the Nihonbashi area!

SKY HOP BUS

A route bus line with open-air double-decker tour busses. *Please see page 13 for details.



[Contact] Sky Bus Tokyo
TEL.03-3215-0008 (9:30~18:00)
URL: <http://www.skybus.jp/>

Walking around the Nihonbashi area

1 Fukutoku Shrine

Established more than 1,000 years ago, Shogun Tokugawa Ieyasu also visited this shrine. It is an Inari shrine that is famous for blessing prosperous business.

➡ About 2 min.

2 Picture scroll of Kidai Shoran (Underground passage in Mitsukoshimae Station)

The elaborately drawn picture scrolls depicting the Nihonbashi area of about 200 years ago can be seen at the underground passage below the main Mitsukoshi store in Nihonbashi.

➡ About 3 min.

3 Nihonbashi

This bridge, which first served as the starting point of the five routes of the Edo era, was built in 1603.

➡ About 10 min.

4 Jan Joosten monument

A monument dedicated to the Dutch sailor Jan Joosten, who came to Japan in 1600 and after whom the Yaesu area is named.

Now Open !

Nihonbashi Tourism Information

Designed for domestic and inbound visitors to the Nihonbashi area and providing information about river cruises and sightseeing in English, Chinese, Korean, etc. Products from venerable shops of Nihonbashi are also available.



Open all year from 10:00-17:00
(times might vary depending on the season)
<http://www.nihonbashi-info.tokyo/>



Touring the waterfront

Take a tour of the waterfront that was bustling with boats and fish markets during the Edo era.

The Nihonbashi River, where there were several locations for unloading cargo from across the country, was an important transportation passage during the Edo era. Here, you can enjoy reminiscing about the old scenery of those times on boat rides.

5 Nihonbashi Pier (Sojuro Riverbank)

Enjoy a ride on a small boat that crosses below a historic bridge while bringing back memories of the past. Experience a whole new kind of Tokyo scenery.



6 Yagenbori Fudojin Temple

One of the three great Fudo temples of Edo, said to have been built in 1585 and depicted in Hasegawa Settan's illustrated guide depicting the famous sights of Edo.

The Ningocho area



7 Ningocho

Walking around the Ningocho area

7 Ningocho

This area, which was filled with forms of entertainment such as Kabuki and puppet shows was given its name due to its large population of puppeteers.

▲ About 5 min.

8 Amazake Yokocho

A charming street lined with old and unchanged shops as well as folksy restaurants.

▲ About 7 min.

9 Meijiza

Various kinds of performances are given every day at this grand theater, which was opened 140 years ago.

In a downtown shitamachi atmosphere, where the liveliness of Edo lingers.

Originally known as the central entertainment district for the common people, the Ningocho area, which also gathered various types of culture, still retains its old vibrant downtown shitamachi atmosphere.



8 Amazake Yokocho



Amazake Yokocho is a commercial shopping street filled with a downtown shitamachi atmosphere and lined with establishments such as tofu and shamisen shops.



9 Meijiza

六本木・赤坂

Roppongi/Akasaka

Tokyo Sta.

■ Tokyo Metro Marunouchi Line ■ Kasumigaseki Sta.

Tokyo Metro Hibiya Line

Roppongi Sta.

🕒 13min.



 Tourist Spots (pp.13-58)
 Tourist Spots (pp.61-69)
 Accommodation
 Shopping
 Art Gallery / Museum
 Subway Exit with an Elevator
 Subway Exit with an Elevator (No Exit Number)



1 TOKYO MIDTOWN

東京ミッドタウン

☎03-3475-3100

TOKYO MIDTOWN is a new style of complex city based on the concept of "high-quality daily life in mid-town Tokyo". There are many stores, restaurants, a hotel, a richly green park, SUNTORY MUSEUM of ART, and more on the spacious premises.

Roppongi (Subway: E23, H04)

Store 11:00–21:00,
 Restaurant 11:00–24:00

Varies according to the facility



MAP P35B2



2 Roppongi Hills

六本木ヒルズ

☎03-6406-6000

MAP P35C2



3 Azabu-Juban Shopping District

麻布十番商店街

MAP P35D3



This common shopping area has a history of more than 300 years. There are also many attractions such as antique markets, Rakugo (comic storytelling) shows and a Summer-end Festival.

Azabu-juban (Subway: E22, N04)

Varies according to the store



4 Akasaka Sacas

赤坂サカス

MAP P35A3



An entertainment complex with several halls for events hosted mainly by TBS, such as Sacas Plaza, and TBS AKASAKA ACT THEATER, as well as shops and restaurants.

Akasaka (Subway: C06)

Varies according to the store

Open 365 days



Located in the center of Roppongi, this sprawling integrated urban development, known as Tokyo's "Cultural Heart", is a lifestyle destination featuring restaurants, high-end boutiques, a hotel, a cinema, and a museum.

Roppongi (Subway: E23, H04)

Varies according to the facility

2-a Roppongi Hills Observation Deck Tokyo City View

六本木ヒルズ展望台 東京シティビュー

☎03-6406-6652

For a stunning panorama of the city, look no further than Tokyo City View on the 52nd floor and rooftop observation deck Sky Deck.

Please refer to the official website

2-b Mohri Garden

毛利庭園

☎03-6406-6000 (Roppongi Hills)

Mohri Garden is an oasis of lush greenery in Roppongi Hills featuring a lovely pond surrounded by trees offering shade. Cherry and Japanese maple trees stand among many other seasonal plants as well as public artworks.

7:00–23:00

Tour Roppongi's Art on the Road

Public Art and Design in Roppongi

MAP P35C2

Roppongi's reputation as a Tokyo art town is well-deserved: it is home to three major art museums, many small galleries, and the streets are filled with public artworks that anyone can enjoy for free. The 10-meter-high Maman (French for "mother") spider statue on the 66 Plaza, which is a gateway to Roppongi Hills, is one of the many famous artworks that brings people here. Keyakizaka-dori street and Sakurazaka slope boast several art benches made in collaboration with world-renowned designers. Why not take a stroll around the area and enjoy the art?



"Maman" LOUISE BOURGEOIS



"I Can't Give You Anything But Love" UCHIDA SHIGERU

Shinjuku

13

Shibuya
Harajuku
Omotesando

15

Asakusa

17

Sumida
Ryogoku

21

Ueno

23

Akihabara
Ochanomizu

25

Ginza

27

Marunouchi

29

Nihonbashi

31

Roppongi
Akasaka

35

Ikebukuro

37

Odalba
Ariake
Aomi

39

Shiodome
Shiba
Takeshiba

41

Shinagawa

43

Ota

45

Shibamata

47

The Northern
Tama Area

49

The Southern
Tama Area

51

The Western
Tama Area

53

Tokyo Islands

55

Nearby
Prefectures

59

Park/Garden

61

Zoo/Botanical
Garden

63

Amusement
park

64

Museum

65

Ikebukuro

池袋

Tokyo Sta.

Tokyo Sta.

Tokyo Metro Marunouchi Line 17min. Ikebukuro Sta.

 17min.

JR Yamanote Line 24min. Ikebukuro Sta.

🕒 24min.



● Tourist Spot
(pp.13-58)

● Tourist Spot
(pp.61-69)

Accommoda

on Shopping Art Gallery /

useum **1** Subway Exit
with an Elevator

EV Subway Exit with an Elevator
(No Exit Number)



1 Jiyugakuen Myonichikan

自由学園 明日館

MAP P37C1

☎03-3971-7535 (Myonichikan office)



Designated as an Important Cultural Property, Myonichikan was designed by Frank Lloyd Wright in 1921 as a school building of Jiyugakuen. Myonichikan is open to the public and can be used as a wedding reception hall, concert hall or for other events. Visitors can see the inside of the building during the following days and hours. Ikebukuro (JR: JA12, JS21, JY13, Subway: F09, M25, Y09, Seibu: SI01, Tobu: TJ01) ☎10:00–16:00. Evening tours available on the 3rd Friday of each month (18:00–21:00) Tour on holiday once a month (10:00–17:00) Last admittance is 30 minutes before closing time Mondays (or the following day when it falls on a national holiday), New Year holidays Admission ¥500, Admission (including coffee) ¥800 (**¥200 discount**) *Please check the open days in advance.



3 Sunshine City

サンシャインシティ

MAP P37B3

☎03-3989-3331



A massive metropolitan complex and a beloved Ikebukuro landmark for over forty years. In addition to "Sunshine 60 Building", which provides a panoramic view from one of the highest observatories and restaurants in the city, there are also hotels, entertainment facilities and specialty shopping streets.

Higashi-Ikebukuro (Subway: Y10) Varies according to the facility Open 365 days (some facilities have scheduled closed days)



3-a Sunshine Aquarium

サンシャイン水族館

☎03-3989-3466



Japan's first urban-type hi-rise aquarium. Here, visitors can experience an extraordinary atmosphere surrounded by water and greenery based on the concept of "an oasis in the sky". In addition to African penguins and oriental small-clawed otters, "Kurage-ukan", a jellyfish area, opened in July 2020 to wide acclaim.

9:30–21:00 (10:00–18:00 in autumn and winter) *Admission until 1hr. before closing Adult ¥2,400, Child ¥1,200, Infant ¥700

4 Zoshigaya Kishimojindo

雑司ヶ谷 鬼子母神堂

MAP P37D3

☎03-3982-8347



Kishimojindo is a hall of Homyoji Temple that was built 1,200 years ago, enshrining the goddess of childbirth and children, Kishimojin. On the grounds, the stone statue of Kishimojin, a 700-year old ginkgo tree, and the main hall built in 1664 now designated as an Important Cultural Property, are all well worth seeing. Just about a 10 minute walk from Ikebukuro Station, this spot is a hidden gem.

Zoshigaya (Subway: F10), Kishibojimmae (Tokyo Sakura Tram: SA27) ☎9:00–17:00 Open 365 days



2 Tokyo Metropolitan Theatre

東京芸術劇場

MAP P37B1

☎03-5391-2111




A cultural facility in Tokyo where various performances of classical music, theater, and dancing are held. It also has cafes, restaurants, shops and a post office.

Ikebukuro (JR: JA12, JS21, JY13, Subway: F09, M25, Y09, Seibu: SI01, Tobu: TJ01) ☎9:00–22:00

No fixed holiday, New Year holidays

Varies according to the show



3-b Konica Minolta Planetarium Manten in Sunshine City

ユニカミノルタプラネタリウム満天 in Sunshine City

☎03-3989-3546

Operated by a manufacturer of planetarium devices. Visitors can experience a new form of entertainment presented with surprisingly realistic imagery of stary skies with music and aromas. The wide reclining seats allow the show to be enjoyed in comfort. ☎11:00 show–20:00 show (Varies according to the season) Closed when exhibits are being changed and during machine maintenance period Adult, high and junior high school student ¥1,500–, Child (from 4 yrs. old and elementary school student) ¥900 ¥1,700 for "healing planetarium" relaxation program visitors (Regular Seat) (Children under elementary school age are not allowed to enter)

3-c SKY CIRCUS Sunshine 60 Observatory

SKY CIRCUS サンシャイン60展望台

☎03-3989-3457

Not only offering a great view, SKY CIRCUS Sunshine 60 Observatory is a fun place for all ages, with various facilities including virtual reality rides, cafes and interactive photo areas. ☎10:00–22:00 (12:00–20:00 in autumn and winter) *Admission until 30 min. before closing Adult ¥1,200, Student ¥900, Child (elementary/junior high school student) ¥600, Infant (4 yrs. and older) ¥300 *VR requires an additional fee (VR is available only Saturdays, Sundays, and national holidays)

Toshima, a town where manga and anime fuse together

Toshima City

MAP P37

The area around the Ikebukuro Station East Exit has many anime-related shops. Especially the street called "otome road (maiden road)" is often thronged with anime fans. If you make a little trip further to



Minami-nagasaki, you will find the "Tokiwaso Manga Museum", a reconstruction of "Tokiwaso" apartment building, where legendary cartoonists, including Osamu Tezuka, spent their youth. Feel the manga and anime culture in Japan while strolling around the town.

Shinjuku

13

Shibuya
Harajuku
Omotesando

15

Asakusa

17

Sumida
Ryogoku

21

Ueno

23

Akihabara
Ochanomizu

25

Ginza

27

Marunouchi

29

Nihonbashi

31

Roppongi
Akasaka

35

Ikebukuro

37

Odalba
Ariake
Aomi

39

Shiodome
Shiba
Takeshiba

41

Shinagawa

43

Ota

45

Shibamata

47

The Northern
Tama Area

49

The Southern
Tama Area

51

The Western
Tama Area

53

Tokyo Islands

55

Nearby
Prefectures

59

Park/Garden

61

Zoo/Botanical
Garden

63

Amusement
park

64

Museum

65

Huge amusement zone that offers a view of Tokyo Bay. It is also a fun place to shop and eat.

Odaiba/Ariake/Aomi

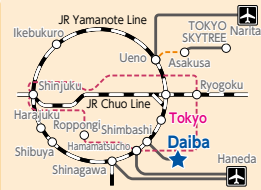
お台場・有明・青海

Tokyo Sta.

JR Yamanote Line — Shimbashi Sta.

Yurikamome Line
25min.

Daiba Sta.



● Tourist Spots (pp.13-58) ● Tourist Spots (pp.61-69) 🏠 Accommodation 🛍 Shopping 🎨 Art Gallery / Museum 1 Subway Exit with an Elevator EV Subway Exit with an Elevator (No Exit Number)



1 Toyosu Market

東京都中央卸売市場豊洲市場

☎03-3520-8205

MAP P39A3



Moved from Tsukiji Market and opened in October 2018. Visitors can watch the tuna auction in the early morning and also enjoy shopping at around 70 shops and 40 restaurants. Visiting in the morning is recommended because many shops and restaurants close early afternoon. The square on the rooftop offers a sweeping view of the bay area and Tokyo Tower.

Shijo-mae (Yurikamome: U14)
☎5:00–15:00 ☒Sundays, holidays, and some Wednesdays



2 Odaiba Marine Park

お台場海浜公園

MAP P39C1



Stellar views of Rainbow Bridge and Tokyo Tower make this park a popular photo spot where revelers also enjoy a variety of marine sports. During and after sunset, the view is also beautiful. Watching over the park is a Statue of Liberty, a replica sculpted from the same mold as the original in France, and a reminder of "The French Year in Japan," when the original was brought from Paris and displayed at this park for 1 year.

Odaiba-kaihinkoen (Yurikamome: U06)



3 ARIAKE GARDEN

有明ガーデン

☎0570-077-711

MAP P39B3



A large-scale complex opened in 2020 in the Tokyo Bay area. It consists of more than 200 large commercial facilities, including a MUJI store, one of the largest in the Kanto region, a natural hot spring, a hotel, an event hall, and a theater dedicated to the Shiki Theatre Company.

Ariake (Yurikamome: U12),
Ariake-tennis-no-mori (Yurikamome: U13), Kokusai-tenjio (Rinkai Line: R03)
☎☒Varies according to the facility



4 Fuji TV Headquarters

フジテレビ本社ビル

☎03-5531-1111 (10:00–17:30)

MAP P39C2



Inside this Head Office building designed by the world renowned Japanese architect Tange Kenzo, are various facilities open to the public including a globe-shaped observatory, Fujisan Terrace on the 7th floor, shops and a museum.

Daiba (Yurikamome: U07), Tokyo Teleport (Rinkai Line: R04) ☒Observatory 11:00–17:00 ☒Mondays (following day in case of a national holiday) ☒Observatory Adult ¥700, Junior high/elementary school student ¥450 *1: "Hachitama" Spherical Observation Room



5 AQUA CITY ODAIBA

アクアシティお台場

☎03-3599-4700

MAP P39C2



An entertainment-oriented shopping center with about 140 restaurants and shops. Tokyo Ramen Kokugikan Mai on the 5th floor is home to six popular ramen shops from around the country.

Daiba (Yurikamome: U07), Tokyo Teleport (Rinkai Line: R04)
☎Shop: 11:00–21:00, Restaurant: 11:00–23:00 (varies according to the store), Food court: 11:00–21:00
☒No fixed holiday



6 DiverCity Tokyo Plaza

ダイバーシティ東京 プラザ

☎03-6380-7800

MAP P39C2



A "theatrical urban space" where everything from renowned domestic brands to famous Tokyo restaurants can be found. Tokyo Gourmet Stadium, the largest food court in the Odaiba area, provides a wealth of choices to satiate every palate.

Daiba (Yurikamome: U07), Tokyo Teleport (Rinkai Line: R04)
☎Shop: 10:00–21:00, Restaurant: 11:00–23:00, Food court: 10:00–22:00 (varies according to the store)
*Please refer to the official website
☒No fixed holiday



7 DECKS Tokyo Beach

デックス東京ビーチ

☎03-3599-6500

MAP P39C2



A shopping mall with an open-air deck resembling a ship deck and overlooking the Rainbow Bridge. Facilities such as "Madame Tussauds Tokyo", which has many wax figures of famous people on display, "LEGOLAND Discovery Center Tokyo", and Tokyo Joypolis are also popular.

Odaiba-kaihinkoen (Yurikamome: U06), Tokyo Teleport (Rinkai Line: R04)
☎Weekday: 11:00–19:00, Saturday, Sundays, holidays: 11:00–20:00 *Please refer to the official website
☒No fixed holiday



Take a walk and feel the sea breeze!

Parks in Odaiba and Rainbow Bridge

MAP P39

There are various parks including Odaiba Marine Park, Shiokaze Park with a barbecue area, and Daiba Park where can be seen remains of Shinagawa Daiba (batteries), a national historic site. There are many walking paths, so you can enjoy strolling around at your ease, or you can rent a bicycle. The Rainbow Bridge, a symbol of Odaiba, has a walking path as well. Let's take a 20–30 minute walk over the sea, about 1.7km each way.



Shinjuku

13

Shibuya
Harajuku
Omotesando

15

Asakusa

17

Sumida
Ryogoku

21

Ueno

23

Akihabara
Ochanomizu

25

Ginza

27

Marunouchi

29

Nihonbashi

31

Roppongi
Akasaka

35

Ikebukuro

37

Odaiba
Ariake
Aomi

39

Shiodome
Shiba
Takeshiba

41

Shinagawa

43

Ota

45

Shibamata

47

The Northern
Tama Area

49

The Southern
Tama Area

51

The Western
Tama Area

53

Tokyo Islands

55

Nearby
Prefectures

59

Park/Garden

61

Zoo/Botanical
Garden

63

Amusement
park

64

Museum

65

In addition to the scenic gardens and temples, there are plenty of places to shop and dine.

Shiodome/Shiba/Takeshiba

汐留・芝・竹芝

Tokyo Sta.

JR Yamanote Line
3min.

Shimbashi Sta.

JR Yamanote Line
2min.

Hamamatsucho Sta.



● Tourist Spots (pp.13-58) ● Tourist Spots (pp.61-69) 🏠 Accommodation 🛍 Shopping 🎨 Art Gallery / Museum 1 Subway Exit with an Elevator EV Subway Exit with an Elevator (No Exit Number)



Toilet for the Disabled

Parking Exclusively for the Disabled

Parking Available for the Disabled

FREE Wi-Fi

Access

Open Hours

Closed

Admission

Telephone Number

1 Tokyo Tower

東京タワー

☎03-3433-5111

Built in 1958, the broadcasting tower is 333m high. The "Top Deck Tour" offers a unique viewing experience, bringing participants to the 250m-high Top Deck. In addition, the view from the 150m-high Main Deck allows the depth of the metropolis to be felt more acutely.

Akabanebashi (Subway: E21)

Please refer to the official website

Open 365 days

Main Deck Adult ¥1,200, Top Deck Tour Adult ¥3,000



MAP P41B1



2 Zojoji Temple


増上寺

☎03-3432-1431

Founded in 1393 as a fundamental nenbutsu seminary of the Jo-doshu School in East Japan, Zojoji later became the family temple of the Tokugawa shogunate. The wooden gate of the temple remains as the original architectural remainder of the early 17th century and is designated as an Important Cultural Property of Japan.

Onarimon (Subway: I06)

9:00–17:00 Mausoleum of Tokugawa Shoguns and Treasure Exhibition Room: 11:00–15:00 (weekdays), 10:00–16:00 (Saturdays, Sundays, national holidays) Open 365 days (Mausoleum of Tokugawa Shoguns and Treasure Exhibition Room: Tuesdays) Mausoleum of Tokugawa Shoguns ¥500. Treasure Exhibition Room ¥700



MAP P41B2



3 Tokyo Bay Cruises

東京湾クルーズ

MAP P41C4

Takeshiba Pier and Hinode Pier are Tokyo's gateways to the sea. Here, visitors can board boats to visit nearby islands or go on cruises around Tokyo Bay, taking in the magnificent views while enjoying sumptuous meals and performances.


Takeshiba (Yurikamome: U03), Hinode (Yurikamome: U04)



5 WATERS takeshiba

WATERS takeshiba

MAP P41B4



A commercial complex newly opened on the waterfront in 2020, WATERS takeshiba is home to many features including a luxury hotel, Mesm Tokyo Autograph Collection, the JR East Shiki Theaters Haru and Aki, which are Shiki Theater Company's official performance venues, as well as Atré Takeshiba, which houses restaurants and a music lounge where you can sip drinks accompanied by an ocean view. Once you have enjoyed some of these pleasures, you may want to take the water bus to Asakusa and Odaiba.

Hamamatsucho (JR: JK23, JY28, Tokyo Monorail: MO01), Daimon (Subway: A09, E20), Takeshiba (Yurikamome: U03)

Varies according to the store

No fixed holiday

4 Shiodome SIO-SITE

汐留シオサイト

MAP P41A4



This area is a modern shopping and entertainment complex noted for its fascinating architectural structures, and convenient access to hotels and parks. Caretta Shiodome is home to a multitude of great restaurants, shops, a theater, and the Advertising Museum Tokyo. The Caretta winter illumination is an annual highly anticipated event that draws crowds every year. The Sky View (free admission) on the 46th floor offers great views of many of Tokyo's landmarks. Nearby Italia-gai (Italy Town) features buildings with traditional Italian architecture and cobbled streets, as well as stylish bars and cafes.

Shiodome (Subway: E19, Yurikamome: U02)

Varies according to the facility

6 Izakaya in Shinbashi

サラリーマンの街新橋

MAP P41A3



Shinbashi is one of the busiest central business districts in Tokyo and is famous for its numerous bars and eateries, known as izakaya. There are so many places that it will be hard to pick just one, but rest assured you will make some fantastic discoveries here.

Shimbashi (JR: JK24, JO18, JT02, JY29, Subway: A10, G08, Yurikamome: U01)

Varies according to the store



Shinjuku

13

Shibuya
Harajuku
Omotesando

15

Asakusa

17

Sumida
Ryogoku

21

Ueno

23

Akihabara
Ochanomizu

25

Ginza

27

Marunouchi

29

Nihonbashi

31

Roppongi
Akasaka

35

Ikebukuro

37

Odaiba
Ariake
Aomi

39

Shiodome
Shiba
Takeshiba

41

Shinagawa

43

Ota

45

Shibamata

47

The Northern
Tama Area

49

The Southern
Tama Area

51

The Western
Tama Area

53

Tokyo Islands

55

Nearby
Prefectures

59

Park/Garden

61

Zoo/Botanical
Garden

63

Amusement
park

64

Museum

65

Shinagawa

Tokyo Sta.

JR Yamanote Line 12min. Shinagawa Sta.



1 Maxell Aqua Park Shinagawa

マクセル アクアパーク品川

MAP P43B3

☎03-5421-1111 (with audio guidance)

This is a cutting-edge entertainment facility where creatures are shown with sound, light, and images. Dolphin performances offer a dynamic excitement, which is different in the daytime and evening performances, or depending on the season, with different sound and light effects. You can encounter a variety of sea creatures as well as enjoy a café bar and a carousel. Shinagawa (JR: JK20, JO17, JT03, JY25, Keikyu: KK01) Please refer to the official website Open 365 days Adult ¥2,300 *1: Shinagawa Prince Hotel



3 Houseboat (Shinagawa-ura)

屋形船(品川浦)

MAP P43B3/4,C3

The waterfront of Shinagawa-ura, which has been chosen by Shinagawa's residents as one of its hundred best sights, is still reminiscent of the fishing town that it was when it served as a major producer of dried seaweed during the Edo era. From here, you can ride a houseboat and enjoy a cruise of Tokyo that includes sights such as Odaiba and TOKYO SKYTREE. Shinagawa (JR: JK20, JO17, JT03, JY25, Keikyu: KK01), Kitashinagawa (Keikyu: KK02)



5 HAPPO-EN

八芳園

MAP P43A2

☎0570-064-128

This wedding hall has a variety of restaurants on site, as well as a Japanese garden (33,000m²), which dates back to the Edo period. Take a stroll through the garden while appreciating the scenery throughout all four seasons or enjoy a meal at the "Thrush Cafe". Shirokanedai (Subway: I02, N02) Varies according to the facility New Year Holidays and summer holidays



6 Togoshiginza Shopping Street

戸越銀座商店街

MAP P43C1

For those looking for a deeper, or more retro experience of Tokyo, Togoshiginza is a must. This shoten-gai (shopping street) is about 1.3 kilometers long and features about 300 shops selling daily items and a whole array of typical Japanese snacks and dishes. Stop by to experience an area where only locals shop. Togoshiginza (Tokyu: IK03), Togoshi (Subway: A04) Varies according to the store



2 Sengakuji Temple

泉岳寺

MAP P43A3

☎03-3441-5560

The Soto School temple was built by Tokugawa Ieyasu in 1612. It is known as the burial ground of the Forty-Seven Loyal Retainers. There are a bronze statue of Oishi Kuranosuke and graves of the loyal retainers. Sengakuji (Subway: A07, Keikyu) Please refer to the official website



4 Tokaido "Shinagawa-shuku"

東海道「品川宿」

MAP P43C3/4,D4

☎03-5743-7642 (Shinagawa Tourism Association)



This was the first post station on the Tokaido road, a major thoroughfare that connected Edo and Kamigata (modern day Tokyo and the Kyoto-Osaka region, respectively). Its significance to travelers back then is still visible, indicated by the large number of shrines and temples along the way. Shinagawa-jinja Shrine sits on a small hill and boasts a miniature Mt. Fuji, called Fujizuka. Visitors are welcome to climb this 15-meter high stone structure with steps to take in a view of Shinagawa-shuku. Ebura-jinja Shrine is located alongside the Meguro River and is the only shrine in Tokyo where its mikoshi (portable shrine) is carried into the sea during festivals. This area also features numerous kagigori (shaved ice) shops and cafes, making it a wonderful place for a relaxing stroll. Kitashinagawa (Keikyu: KK02), Shimbamba (Keikyu: KK03)

Shinjuku	13
Shibuya Harajuku Omotesando	15
Asakusa	17
Sumida Ryogoku	21
Ueno	23
Akihabara Ochanomizu	25
Ginza	27
Marunouchi	29
Nihonbashi	31
Roppongi Akasaka	35
Ikebukuro	37
Odaiba Ariake Aomi	39
Shiodome Shiba Takeshiba	41
Shinagawa	43
Ota	45
Shibamata	47
The Northern Tama Area	49
The Southern Tama Area	51
The Western Tama Area	53
Tokyo Islands	55
Nearby Prefectures	59
Park/Garden	61
Zoo/Botanical Garden	63
Amusement park	64
Museum	65

Ota

大田

Tokyo Sta. — JR Yamanote Line — Shinagawa Sta. — Keikyu Line 30min — Omorikaigan Sta.

Tokyo Sta. — JR Keihin-Tohoku Line — Kamata Sta. — Tokyu Ikegami Line — Ikegami Sta.



1 **Tokyo International Airport (Haneda)** 東京国際空港 (羽田) MAP P45D4 ☎03-5757-8111



Tokyo International Airport is the gateway to the skies of Tokyo. There are 3 terminals, No. 1, No. 2 and No. 3. In addition to observation decks, there are also souvenir shops and restaurants.

Haneda Airport Terminal 1 (Tokyo Monorail: MO10), Haneda Airport Terminal 2 (Tokyo Monorail: MO11), Haneda Airport Terminal 3 (Tokyo Monorail: MO08, Keiikyū: KK16), Haneda Airport Terminal 1-2 (Keiikyū: KK17)
 [Domestic] T1, T2: 5:00–24:00 [International] T2, T3: 24 hours
 Open 365 days

1-a **Edo Market Place (Terminal 3)** 江戸小路

Below the huge dynamic roof that was designed in the image of a cirrus cloud is a recreation of an Edo townscape. Visitors can experience Japanese tradition and culture just by strolling through. Gathered here are facilities such as restaurants and fashion goods shops that have been specially selected from across the country.

Varies according to the store

1-b **TOKYO POP TOWN (Terminal 3)** TOKYO POP TOWN


Here you can enjoy "Now" of Japan at TOKYO POP TOWN filled with popular character shops and hands-on display shops. One popular venue is a café where visitors can also enjoy a planetarium experience — the only one of its kind in an airport in Japan.

Varies according to the store

5 **Tokyo City Keiba** 大井競馬場 MAP P45B2 ☎03-3763-2151

As one of the largest horse race tracks in the region, this venue offers dynamic races held at nights called "Twinkle Races" (Apr.–Dec.; held in daytime from Jan.–Mar.) as well as events and tasty food. With a convenient location not far from the center of Tokyo and Haneda Airport, it is a leisure spot where you can enjoy all day.

Oi Keibajo Mae (Tokyo Monorail: MO03)
 Varies according to the schedule
 No fixed holiday
 Admission fee ¥100 (free for children under 15 yrs. old)
 *Free entrance if showing your passport (except for Japanese nationality)



2 **HANEDA INNOVATION CITY** 羽田イノベーションシティ MAP P45D3

A large-scale complex that combines Japanese culture and advanced industries, including a large hotel, a live performance hall, a convention facility, a research and development facility, and an advanced medical research center. There are restaurants that serve Japanese food, an open-air deck with a view of the airport runway, self-driving buses using cutting-edge technology, digital experience facilities, and others unique to this complex.
 Tenkubashi (Tokyo Monorail: MO07, Keiikyū: KK15)
 Varies according to the facility



3 **Ikegami Honmonji Temple** 池上本門寺 ☎03-3752-2331

This is the temple where Nichiren, a priest in the Kamakura era, entered Nirvana. There are spectacular buildings in the large precincts of the temple such as the Great Hall and the Five-story Pagoda. On October 11 through 13 every year, the memorial services are held to the illustrious memory of Priest Nichiren. In particular, Mandoh-Neri-Kuyoh is a lantern parade with a crowd of 300,000 people held in the evening of October 12.
 Ikegami (Tokyu: IK13)
 Open 24 hours (Prayer ceremony at the Great Hall:10:00–15:00)
 Open 365 days



4 **SHINAGAWA AQUARIUM** しながわ水族館 MAP P45B2 ☎03-3762-3433

Original dolphin and sea lion shows can be enjoyed on the 1F Sea Surface Floor. The underground Sea Bottom Floor has many attractions such as the walk-through tunnel tank that makes you feel as if you were walking inside the ocean, the water tank that jellyfish elegantly swim in, and the Seal Hall.
 Omorikaigan (Keiikyū: UK07)
 10:00–17:00 (Admission until 30 min. before closing)
 Tuesdays, January 1
 Adult and high school student ¥1,350, Junior high/elementary school student ¥600, Child ¥300, 3 yrs. and younger: free (Adult and high school student ¥100 discount, Junior high school student and younger ¥50 discount)



Black Water Sento (kuroyu) Ota City MAP P45

With Tokyo's highest concentration of sento (public bathhouses), Ota City is called the "sento battleground". Some use "Kuroyu", a valuable type of cold mineral spring rarely found in the world, reputed to warm the body and make skin silky smooth. Try and see for yourself!



Shinjuku	13
Shibuya Harajuku Omotesando	15
Asakusa	17
Sumida Ryogoku	21
Ueno	23
Akihabara Ochanomizu	25
Ginza	27
Marunouchi	29
Nihonbashi	31
Roppongi Akasaka	35
Ikebukuro	37
Odalba Ariake Aomi	39
Shiodome Shiba Takeshiba	41
Shinagawa	43
Ota	45
Shibamata	47
The Northern Tama Area	49
The Southern Tama Area	51
The Western Tama Area	53
Tokyo Islands	55
Nearby Prefectures	59
Park/Garden	61
Zoo/Botanical Garden	63
Amusement park	64
Museum	65

Plenty of sights to let you appreciate the stylish culture of downtown neighborhoods such as old structures that seem to take you on a trip back in time.

Shibamata

柴又

● **Tourist Spots** (pp.13-58)
 ● **Tourist Spots** (pp.61-69)
 🏠 **Accommodation**
🛍️ **Shopping**
🎨 **Art Gallery / Museum**
🚇 **Subway Exit with an Elevator**
🚗 **Subway Exit with an Elevator (No Exit Number)**



1 Shibamata Taishakuten (Kyozeizan Daikyoji Temple)

柴又帝釈天 (経栄山 題経寺)

MAP P47C3

☎03-3657-2886

When passing through the gate of two gods made entirely of Japanese zelkova, there are impressive structures such as the Taishakudo (Kiken Castle), which enshrines Taishakuten, and the main temple. The Daikyakuden, which is a famous historical structure of Tokyo, and the garden with a waterfall are also magnificent. The fair celebrating Koshin Day, on which the Ita Honzon (wooden main deity) of Taishakuten is said to have been re-discovered, attracts many worshippers.



画像提供: 帝釈天題経寺

☎ Shibamata (Keisei: KS50) ☎ 9:00-16:00 ☒ Open 365 days 🆓 Free of charge (charged for the garden and Sculpture Gallery, until 16:00)

3 Katsushika Shibamata Tora-san Museum

葛飾柴又さん記念館

MAP P47D3

☎03-3657-3455

This is a memorial hall for "Otoko wa tsuraiyo", the comic film series that was a big hit with Kiyoshi Atsumi starring under the directorship of Yoji Yamada. Exhibited are materials offering the world of Tora-san, including the studio set used in the movie, models and films, which visitors will be able to enjoy seeing. TORAsan cafe is also annexed.



Katsushika Shibamata Tora-san Museum ©Shochiku Co., Ltd.

☎ Shibamata (Keisei: KS50) ☎ 9:00-17:00 (admission until 16:30) ☒ 3rd Tuesday of the month (next weekday if it falls on a national holiday), 3rd Tuesday to Thursday of December ☒ Adult ¥500, Child ¥300, 65 yrs. and older ¥400 *1: Shibamata Park

5 Katsushika-ku Yamamoto-tei

葛飾区山本亭

MAP P47C3

☎03-3657-8577

Built and renovated in the early 20th century, Yamamoto-tei is one of the famous modern Japanese architecture-style buildings in Tokyo. There are many attractions, including a beautiful garden featuring a fountain pond and a small artificial hill. It also offers sweets and drinks (charged) and is an excellent place for visitors to take a rest after strolling around Shibamata.



☎ Shibamata (Keisei: KS50) ☎ 9:00-17:00 (admission until 16:30) ☒ 3rd Tuesday of the month (next weekday if it falls on a national holiday), 3rd Tuesday to Thursday of December ☒ Adult ¥100, Junior high school student and younger: free *1: Shibamata Park

7 Shibamata Toy Museum

柴又のおもちゃ博物館

MAP P47D3

☎03-3673-2256

Katsushika City has been home to many of Japan's toy manufacturers for a long time, so perhaps it's no surprise there's a museum here dedicated to vintage toys. Rediscover your childhood in this Showa-style atmosphere, or explore items that ooze nostalgia for a whole nation.



☎ Shibamata (Keisei: KS50) ☎ Saturdays, Sundays, holidays: 11:00-18:00 ☒ Mondays to Fridays (except for holidays) ☒ Admission ¥200 (1 yr. and older) (¥100 discount)

2 Taishakutensando

帝釈天参道

MAP P47C3

☎03-3650-9876 (Katsushika Tourist Association)

The street connecting Taishakuten Daikyoji Temple and Shibamata Station is lined with old shops. Its charm lies in its atmosphere with a deep sense of humanity – just like in the "Tora-san" movies – and also in delicious local foods, including handmade dumplings and rice crackers.



☎ Shibamata (Keisei: KS50) ☒ Varies according to the facility

4 Yamada Yoji Museum

山田洋次ミュージアム

MAP P47D3

☎03-3657-3455 (Katsushika Shibamata Tora-san Museum)

Trace half a century of Director Yoji Yamada's film-making history while getting to know his thoughts, new aspects of his work, and the resonance of his films.



©Yamada Yoji Museum ©Shochiku Co., Ltd.

☎ Shibamata (Keisei: KS50) ☎ 9:00-17:00 (admission until 16:30) ☒ 3rd Tuesday of the month (next weekday if it falls on a national holiday), 3rd Tuesday to Thursday of December ☒ Adult ¥500, Child ¥300, 65 yrs. and older ¥400 (Admission includes that of the Tora-san Museum) *1: Shibamata Park

6 Yagiri-no-Watashi (ferry)

矢切の渡し

MAP P47C3

☎047-363-9357

This is one of the ferries floating across Edogawa River established by the Tokugawa government in the early Edo era. A ferryboat is available for visitors to ride.



☎ Shibamata (Keisei: KS50) ☎ 10:00-16:00 ☒ Operating days: Summer: Open every day, may be closed some Mondays and Tuesdays in July and August. Winter: Only on Saturdays, Sundays, and holidays *Out of service in case of rain/bad weather. ☒ One way, per person ¥200 (junior high school student and older), ¥100 (4 yrs. old to elementary school student)

8 Mizumoto Park

水元公園

MAP P47A2

This is the largest waterside park in the 23 cities of Tokyo. It is most famous for its irises, which bloom in June, but also features a Metasequoia forest and a wild bird sanctuary.



☎ Kanamachi (JR: JL21), Keisei-Kanamachi (Keisei: KS51) ☎ Open 24 hours ☒ Open 365 days ☒ Free (extra fees for some facilities)

Shinjuku	13
Shibuya Harajuku Omotesando	15
Asakusa	17
Sumida Ryogoku	21
Ueno	23
Akihabara Ochanomizu	25
Ginza	27
Marunouchi	29
Nihonbashi	31
Roppongi Akasaka	35
Ikebukuro	37
Odaiba Ariake Aomi	39
Shiodome Shiba Takeshiba	41
Shinagawa	43
Ota	45
Shibamata	47
The Northern Tama Area	49
The Southern Tama Area	51
The Western Tama Area	53
Tokyo Islands	55
Nearby Prefectures	59
Park/Garden	61
Zoo/Botanical Garden	63
Amusement park	64
Museum	65

An area dotted with scenic towns and beautiful temples and shrines, perfect for exploring on foot.

The Northern Tama Area

北多摩



● Tourist Spots (pp.13–58) ● Tourist Spots (pp.61–69) 🏠 Accommodation 🛍 Shopping 🎨 Art Gallery / Museum 1 Subway Exit with an Elevator EV Subway Exit with an Elevator (No Exit Number)

0 2km 10km



1 Jindaiji Temple

深大寺

MAP P49C4

☎042-486-5511

This ancient temple was founded in 733. Here visitors will find the 7th-century bronze Shakya Nyorai statue, the only National Treasure among the statues of Buddha enshrined in temples in Tokyo. The temple's specialty soba noodles is a must-try.

10 min. bus ride from Chofu (Keio: KO18) or Tsutsujigaoka (Keio: KO14)

9:00–17:00 Open 365 days



3 Showa Kinen Park

国営昭和記念公園

MAP P49B2

☎042-528-1751

Built as part of the celebrations marking the 50th year of Emperor Showa's reign. In addition to barbecues and various sports, visitors can enjoy seasonal sights and events all through the year, such as the flower relay that starts at the cherry blossoms, the fireworks festival, the cosmos garden, and the autumn leaves festival.

Nishi-Tachikawa (JR: JC51) 9:30–17:00 (until 16:30 from November 1 until the end of February- varies according to the season) January 1, the 4th Monday and the following day of January, and December 31 (the Emperor Showa Memorial Museum is closed on Mondays, Fridays, and during preparations for special exhibitions) Adult ¥450, Junior high school student and younger: free, Senior citizen ¥210 (proof of age required)



5 Kichijoji Harmonica Yokochō

吉祥寺ハーモニカ横丁

MAP P49B4

Named for its alleyways that line up parallel to each other much like harmonica reeds, this area is a narrow maze of restaurants, clothing shops, miscellaneous good shops, florist shops, fish shops and others. Formerly an underground flea market, this quarter has a friendly, retro atmosphere with lots to explore.

Kichijoji (JR: JB02, JC11, Keio: IN17)

Varies according to the store



7 Tamarokuto Science Center

多摩六都科学館

MAP P49B3

☎042-469-6100

This interactive museum allows all people from children to adults to explore the natural world and outer space, as well as the inner workings of machinery and the human body. The planetarium which can project more than 140 million stars – the world's largest number – was recognized in the Guinness Book of World Records.

Hana-koganei (Seibu: SS18) 9:30–17:00 Mondays, the following day of a national holiday, New Year holidays, temporary closures

Admission Adult ¥520, 4 yrs. old to high school student ¥210 *Extra charge for the planetarium and dome theater



2 Ookunitama-jinja Shrine

大國魂神社

MAP P49C3

☎042-362-2130

One of the oldest shrines in Tokyo, built in honor of the Grand God of Ookunitama, the guardian deity of the Musashi region.

Fuchu (Keio: KO24), Fuchuhommachi (JR: JN20, JM35)

6:00–18:00 (6:30–17:00 September 15–March)

Open 365 days

Treasure house admission fee ¥200 (open on Saturdays, Sundays, and holidays)



4 Tamagawajosui Headrace

玉川上水

MAP P49B3

The waterway conduit that sustained the development of Edo/Tokyo. It became an Official National Historic Site in 2003, which marked the 350th anniversary of its completion. The richly green walking paths at both banks are places of relaxation for those who visit and have been designated National Places of Scenic Beauty with their rows of mountain cherry blossoms around the Koganei Bridge.

Musashi-Koganei (JR: JC15)



6 Sayama Hills and Lake Tama

狭山丘陵と多摩湖

MAP P49A2

Noyama-Kita Rokudoyama Park is a vast area with deep forests, open green expanses, an adventure park, rice fields, and an old country house visitors can explore free of charge. Murayama Reservoir, known as Lake Tama, is a manmade lake completed in 1927. Many people enjoy walking around Lake Tama and the adjacent Sayama Park.

Tamako (Seibu: ST07, SY01)

*1: Sayama Park



8 JRA Tokyo Racecourse

東京競馬場

MAP P49C3

Nothing beats the excitement of a day at the races, and Tokyo is no exception. Whether you are there to place bets or just watch the horses run, there is something for everyone. There is also a large park, a playground and even a racing museum.

Fuchukeiba-seiommmae (Keio: KO46), Higashi-fuchu (Keio: KO23), Fuchuhommachi (JR: JN20, JM35)

Please refer to the official website



Shinjuku	13
Shibuya Harajuku Omotesando	15
Asakusa	17
Sumida Ryogoku	21
Ueno	23
Akihabara Ochanomizu	25
Ginza	27
Marunouchi	29
Nihonbashi	31
Roppongi Akasaka	35
Ikebukuro	37
Odaiba Ariake Aomi	39
Shiodome Shiba Takeshiba	41
Shinagawa	43
Ota	45
Shibamata	47
The Northern Tama Area	49
The Southern Tama Area	51
The Western Tama Area	53
Tokyo Islands	55
Nearby Prefectures	59
Park/Garden	61
Zoo/Botanical Garden	63
Amusement park	64
Museum	65

Hikers and culture lovers alike will love this region, as it has the best of both worlds.

The Southern Tama Area

南多摩



● Tourist Spots (pp.13-58) ● Tourist Spots (pp.61-69) 🏠 Accommodation 🛒 Shopping 🎨 Art Gallery / Museum 1 Subway Exit with an Elevator EV Subway Exit with an Elevator (No Exit Number)



Kanagawa
神奈川県



Mt. Takao - Home of the Mysterious Tengu

Mt. Takao, Yakuoin Temple MAP P51B1

It is said that Mt. Takao is home to long-nosed demon-like beings called Tengu. They are guardians of this sacred mountain and come after you if you have bad intentions, while those who are pure of heart have nothing to fear. You can buy Tengu talismans to protect you from harm at Yakuoin Temple.

0 2km 10km

1 Mt. Takao

高尾山

MAP P51B1

☎042-673-3461 (Takaosanguchi Tourist Office)



Mt. Takao is a 599-meter high mountain on the west side of Tokyo. Not only does it have a number of different trails of varying difficulties and lengths, there are also onsen (hot springs) in the area so hikers can rest their aching muscles after a long day on the trails. The area is also famous for its soba noodles and has several stellar restaurants both at the foot and the summit of the mountain.

Yakuoin Temple was established on the mountain over 1,000 years ago and is famous for Buddhist "shojin-ryori" style vegetarian cuisine (reservation required). A Fire-walking Festival is held every spring.

The TRICK ART MUSEUM has optical illusions galore, perfect for fun and fascinating photos. (¥200 discount)

For those more interested in the science of Japan's nature, TAKAO 599 MUSEUM features the local flora and fauna and history, and hiking manners (free admission).

The Takao Monkey Park and the Wild Plant Garden feature about 80 monkeys and about 300 kinds of native wildflowers.

☎ Get off at Takaosanguchi (Keio: KO53), get on the Mt. Takao Railway, cable car to Takaosan Sta. or on the chair lift to Sanjo Sta. and walk about 40 min. to reach the top

*1: Inside Takaosanguchi Sta., TAKAO 599 MUSEUM, near the top of Mt. Takao, Hachioji Municipal Takaosanroku Parking Lot *2: Takaosanguchi Sta., Takao Visitor Center, TAKAO 599 MUSEUM

2 Takahata Fudosen Temple

高幡不動尊

MAP P51B3

☎042-501-0032



The precincts of the temple of the Shingon Sect of Buddhism are dotted with cultural properties such as the Fudo-do, the Niomon Gate, the Five-story Pagoda, the monument of Shinsengumi and the statue of Vice-Captain Hijikata Toshizo.

☎ Takahatafudo (Keio: KO29)
 ☎ The precincts open 24 hours
 ☑ Open 365 days



3 Machida Yakushiike Park

町田薬師池公園 四季彩の杜 薬師池

MAP P51C4



Designated as a Place of Scenic Beauty of Tokyo Metropolis and a Place of Shin Tokyo Hyakkei (100 New Scenic Places in Tokyo), this is a park representing Machida. With a pond in the center, trees and flowers such as ume (Japanese plum), cherry blossoms, wisteria, Oga lotuses and maples can be enjoyed every season. Two old houses built in the Edo period and moved to the park show how people lived in those days.

☎ 30 min. bus ride from Machida (Odakyu: OH27) ☎ 6:00-18:00 (June-August: 6:00-19:00)



4 Machida City Museum of Graphic Arts

町田市立国際版画美術館

MAP P51C4

☎042-726-2771



One of the few museums in the world dedicated to prints, this facility boasts a collection of over 30,000 Japanese and Western prints ranging from eighth century Buddhist woodblock art to contemporary prints. Woodblock printing classes are held regularly; see website for schedule.

☎ Machida (JR: JH23, Odakyu: OH27) ☎ Weekday: 10:00-17:00, Saturdays, Sundays, holidays: 10:00-17:30 ☑ Mondays (or the following day when it falls on a national/substitute holidays), December 28-January 4 ☑ Varies according to the exhibition *1: No Wi-Fi at some locations



5 Tama Monorail

多摩都市モノレール

MAP P51A3,B3



Not only can the monorail transport you to fun destinations such as Tokyo Hello Kitty Land, Tama Zoological Park, and Showa Kinen Park, it is also an attraction in itself! As the track is several meters above ground, travelers get a great panoramic view of the area as they ride.

*1: Each station

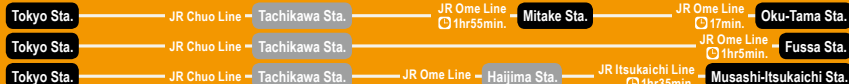


Shinjuku	13
Shibuya Harajuku Omotesando	15
Asakusa	17
Sumida Ryogoku	21
Ueno	23
Akihabara Ochanomizu	25
Ginza	27
Marunouchi	29
Nihonbashi	31
Roppongi Akasaka	35
Ikebukuro	37
Odaiya Ariake Aomi	39
Shiodome Shiba Takeshiba	41
Shinagawa	43
Ota	45
Shibamata	47
The Northern Tama Area	49
The Southern Tama Area	51
The Western Tama Area	53
Tokyo Islands	55
Nearby Prefectures	59
Park/Garden	61
Zoo/Botanical Garden	63
Amusement park	64
Museum	65

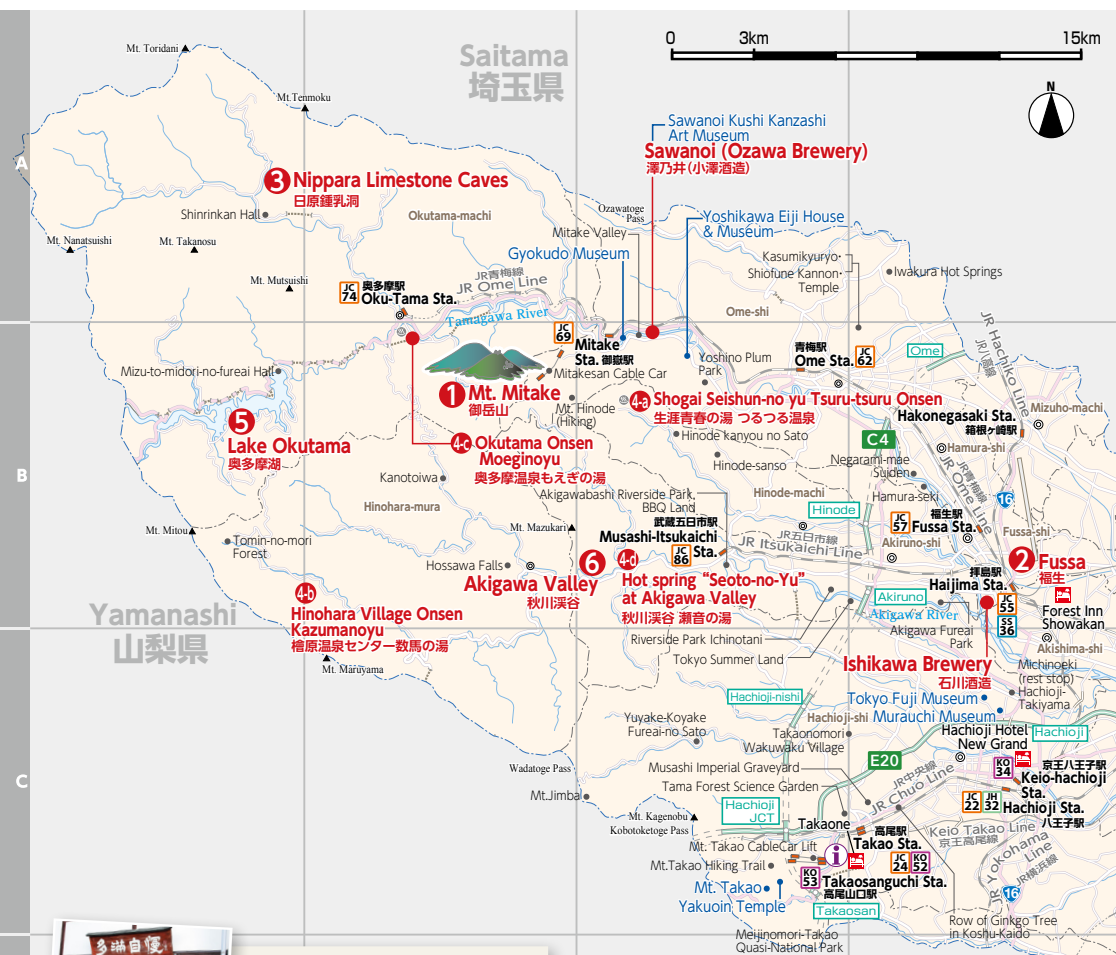
Surrounded by mountains and forests, this area is a treasure trove of natural scenery. Come here for fresh air and fresh outlook!

The Western Tama Area

西多摩



● Tourist Spots (pp.13–58) ● Tourist Spots (pp.61–69) 🏠 Accommodation 🛒 Shopping 🎨 Art Gallery / Museum 1 Subway Exit with an Elevator EV Subway Exit with an Elevator (No Exit Number)



Tama Sake Brewery Visits

The Western Tama Area MAP P53B3,B4

West Tama is perfect for sake lovers as it hosts several sake breweries, many of which offer brewery tours and tastings. Tokyo's oldest, Ozawa Brewery in Ome, started over 300 years ago. In Fussa, Ishikawa Brewery brews sake and beer. Many more breweries await your visit!



Ozawa Brewery

1

Mt. Mitake

御岳山

MAP P53B2

☎0428-78-9363 (Mitake Visitor Center)

Rising to a peak elevation of 929 meters, the mountain is full of wild plants and birds all through the year and is one of the most famous spots in Japan for viewing the “false anemones” that bloom in the summer. There are also plenty of hiking courses. The night view when staying at a temple lodge is beautiful.

10 min. bus ride from Mitake (JR: JC69), then 6 min. cable car ride from Takimoto Sta. on Mitake Tozan Railways *1: One place each at Mitake Visitor Center, Mitake-daira and Maruyamaenchi *2: Mitake Visitor Center

2

Fussa

福生

MAP P53B4

☎042-530-2341 (Fussa Tourist Information Center)

A town full of the charms from both Japan and the West, such as two sake breweries that have been around since the Edo era, a shopping district with an American appeal in front of the US Yokota Air Base, and the famous local Fussadog hot dogs. The Fussa Tanabata Festival in August attracts about 400 thousand visitors each year. (Depending on the year, it may take place in a different month)

Fussa (JR: JC57)

3

Nippara Limestone Caves

日原鍾乳洞

MAP P53A1

☎0428-83-8491

The biggest limestone cave in the Kanto region. The 40-minute cave tour is popular.

35 min. bus ride from Oku-Tama (JR: JC74)

9:00–17:00 (April – November), 9:00–16:30 (December – March)

New Year holidays

Adult ¥800, Junior high school student ¥600, Elementary school student ¥500

5

Lake Okutama

奥多摩湖

MAP P53B1

This artificial lake was created with the construction of the Ogouchi Dam. The seasonal views from the Ogouchi Dam Observatory are popular.

15 min. bus ride from Oku-Tama (JR: JC74)

6

Akigawa Valley

秋川渓谷

MAP P53B3

☎042-558-1111 (Tourism Division)

A valley surrounded by rich rustic scenery. Its appeal lies in the natural environment that lets you enjoy the beauty of all four seasons. Here, you can enjoy outdoor activities while walking along the valley or viewing the mountain streams under the blue sky.

Walk or bus from Musashi-Itsukaichi (JR: JC86) (time varies depending on the destination)

*1: No Wi-Fi at some locations

4

Hot Springs in Tama

多摩の温泉

MAP P53B3

The Tama area is dotted with hot springs (onsen) and related facilities can be reached on a one-day trip from Tokyo.

4-a

Shogai Seishun-no yu Tsuru-tsuru Onsen

生涯青春の湯つるつる温泉

MAP P53B3

☎042-597-1126

20 min. bus ride from Musashi-Itsukaichi (JR: JC86)

10:00–20:00 (Admission until 19:00)

3rd Tuesday (or the following day when it falls on a national holiday)

*Irregularly closed

Adult ¥860 (3 hours)

4-b

Hinohara Village Onsen Kazumanoyu

檜原温泉センター数馬の湯

MAP P53B2

☎042-598-6789

1 hr bus ride from Musashi-Itsukaichi (JR: JC86)

10:00–19:00

Mondays (or the following day when it falls on a national holiday)

*Irregularly closed Adult ¥880 (¥100 discount)

4-c

Okutama Onsen Moeginoyu

奥多摩温泉もえぎの湯

MAP P53B2

☎0428-82-7770

Oku-Tama (JR: JC74) 10:00–20:00 (April – November), 10:00–19:00 (December – March) *Admission until 1 hr. before closing

Mondays (or the following day when it falls on a national holiday)

Adult ¥850

4-d

Hot spring “Seoto-no-Yu” at Akigawa Valley

秋川渓谷・瀬音の湯

MAP P53B3

☎042-595-2614

17 min. bus ride from Musashi-Itsukaichi (JR: JC86)

10:00–21:00 (Admission until 20:30)

2nd Wednesday of March, June, September, and December

Adult ¥900 (3 hours)

*For other hot spring facilities, call Ohtama Tourist Association
☎0428-22-3525 (weekdays 9:00–17:00)

Shinjuku	13
Shibuya Harajuku Omotesando	15
Asakusa	17
Sumida Ryogoku	21
Ueno	23
Akihabara Ochanomizu	25
Ginza	27
Marunouchi	29
Nihonbashi	31
Roppongi Akasaka	35
Ikebukuro	37
Odalba Ariake Aomi	39
Shiodome Shiba Takeshiba	41
Shinagawa	43
Ota	45
Shibamata	47
The Northern Tama Area	49
The Southern Tama Area	51
The Western Tama Area	53
Tokyo Islands	55
Nearby Prefectures	59
Park/Garden	61
Zoo/Botanical Garden	63
Amusement park	64
Museum	65

An area that you can access from Tokyo by ship or plane. Here, you can enjoy pristine nature.

Tokyo Islands

島しょ地域



Izu Islands

The generic name for the islands, belonging to the Tokyo Metropolis adopted since the Meiji era, covers 7 Izu islands as well as the small islands scattered in the south of Sagami Bay such as Aogashima and Torishima. Some of them have hot springs because they are located in Mt. Fuji's volcanic belt.

From Tokyo To:

Oshima.....	About 120km
Toshima.....	About 147km
Niijima.....	About 163km
Shikinejima.....	About 171km
Miyakejima.....	About 186km
Kozushima.....	About 188km
Mikurashima.....	About 209km
Hachijojima.....	About 297km
Aogashima.....	About 357km



Air



☎0570-029-222
www.ana.co.jp/en/jp/

■ New Central Airservice

☎0422-31-4191
www.central-air.co.jp/en/



Helicopters



☎04996-2-5200
www.tohoair.co.jp/english/



Sea

■ Tokai Kisen

☎03-5472-9999
www.tokai-kisen.co.jp/en/

■ Shinshin Kisen

☎0558-22-2626
shinshin-kisen.jp/

■ Ogasawara Kaiun

☎03-3451-5171
www.ogasawarakaiun.co.jp/english/

■ Izu Shoto Kaihatsu

☎03-3455-3090
www.izu-syotou.jp/index_e.php

*The time required for access to each island is shown. Please note that the times shown may vary depending on the season and weather. For details on times, please contact the transportation companies listed above.

Information on the Island Region

TOKYO ISLANDS.COM

www.tokyo-islands.com/en/

☎03-3436-6955

(Tokyo Islands Tourist Federation)

Access to Chofu Airport



Access to Takeshiba Pier



Ogasawara Islands

The islands located in the south of Tokyo, consisting of Chichijima, Hahajima, Mukojima and two Islands belong entirely to the Tokyo Metropolis. They were allegedly discovered by Sadayori Ogasawara in 1593.

From Tokyo To:

Chichijima.....	About 1,000km	・ Nishinoshima
Hahajima.....	About 1,050km	



The map shows Oshima Island with the following locations and features:

- Towns and Villages:** Tokyo Oshima Camellia Airport, Kamihara, Oshima, Oshima-machi, Habu port, Odorikonosato, Toshiki Camping Site, Kamimine, Palais La Mer, Tsubaki Namiki, Sunohama, Senbazaki, Tatsumukuchi, Otinohama, Museum of Volcanoes, Izu-Oshima, Kobohama, Motomachi-Port, Izu-Oshima, Oshima Park, Gyouja Cave, Fudeshima.
- Mountains:** Mt. Daioura, Mt. Mihara, Mt. Shirashi, Mt. Futako, Mt. Mihara and Crater walk (Mihara-shinzan), Mt. Shirashi Mt. Futako.
- Other Features:** Oshima Loop Road, Oshima Cherry Plant, Marayarasu Onsen, Resting house, History Museum, Tsubakihara Garden, Ai-land Center Goinja Onsen, Motomachi-hamamatsu, Chigasaki Cape, Nodohama, Kazahayasaki Point, Oshima Lighthouse, Akinohama, Shirofuki, Camellia Tunnel, Funes Falls, Urasabaku, Sennami Stratum Section.
- Roads:** To Tokyo Takeshiba, To Tokyo, To Aomori, To Tokyo Kira, To Toshima Niijima, To Tokyo.
- Scale:** 0 to 3km.
- North Arrow:** Indicated by a red circle with '1'.

A map of Toshima Island, Japan. The island is shown in a light brown color, surrounded by blue water representing Tokyo Bay. Major roads are shown in blue, including the Shinshin Kosen and Toei Kosen. Key locations marked on the island include Toshima Port, Heliport, Folk Museum, McMinervaoka (with a small triangle icon and the number 538), and Minamigayama Park. The island is labeled 'Toshima' at the bottom. A scale bar at the bottom right indicates 0 to 2km and 1:200,000. A red circle with the number '2' is in the top left corner. Arrows point to 'To Tokyo Takeshiba' and 'To Niijima Shikinejima'.

The map shows the Niihama area in Ehime Prefecture, Japan. The city of Niihama is the central focus, with the Niihama Airport and Niihama Mura Museum located nearby. The map also shows the surrounding sea and the location of Niihama relative to the city of Matsuyama. Key locations include Niihama Airport, Niihama Mura Museum, Niihama Mura Coast, Niihama Lighthouse, and Niihama Cliff. Other nearby locations include Shikinejima, Kikunohara Point, Hayashima Island, and various smaller islands like Jinai Island and Shikinejima. The map also shows the surrounding sea and the location of Niihama relative to the city of Matsuyama.

A map of Niihima-mura and Shikinejima. The map shows the island of Niihima with labels for Tomari, Ohura Coast, Mt. Kanbiki (999m), Ashitsu, Tojin Zushiro, and Jinata. It also shows the Shikinejima Port and the Shikinejima Port. The map includes a scale bar from 0 to 2km and a north arrow. A red circle with the number 4 is in the top left corner.

These contents are based on information as of Jul. 2021

Izu Islands

Kozushima, Miyakejima, Mikurashima,
Hachijojima, Aogashima



5 Kozushima 神津島

☎04992-8-0321
(Kozushima Tourist Association)

The island is famous for its beautiful natural scenery with Mt. Tenjo in the background, the marine sports that can be enjoyed in its very clear waters, and its pleasant hot springs.

🕒 3 hr 45 min. Jetfoil trip or 12 hr by vessel (overnight) from Takeshiba Pier
🕒 40 min. flight from Chofu Airport
*1: Kozushima Port / Kozushima Airport



6 Miyakejima 三宅島

☎04994-5-1144
(Miyakejima Tourist Association)

Volcanic Miyakejima, where visitors can sing with the birds, swim with the fish and lift their spirits with the island's traditional arts. Miyakejima offers a healing, reflective respite, where the power of the earth and the source of life can be felt.

🕒 6 hr 30 min. by vessel (overnight) from Takeshiba Pier
🕒 50 min. flight from Chofu Airport
*2: Ako Port



7 Mikurashima 御蔵島

☎04994-8-2022
(Mikurashima Tourist Association)

This island surrounded by sheer cliffs located about 200km south of Takeshiba Pier is known for the near-by dolphins observed in the near-by ocean.

🕒 7 hr 35 min. by vessel (overnight) from Takeshiba Pier
*3: Mikurashima Port



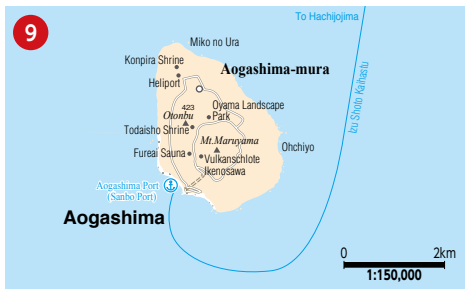
8 Hachijojima 八丈島

☎04996-2-1377
(Hachijojima Tourist Association)

A gourd-shaped island filled with many pleasant surprises of nature such as beautiful waters, mountains, and hot springs. It can be reached in just fifty minutes from Haneda Airport.

🕒 11 hr by vessel (overnight) from Takeshiba Pier
🕒 50 min. flight from Haneda Airport
*4: Kaminato Port / Yane Port





9 Aogashima

青ヶ島

☎04996-9-0111
(Aogashima Village Municipal Office)

A small volcanic island located at the south end of the Izu Islands featuring a world rarity, the "Hingya" double volcano. Its distilled spirit named Aochu (Aogashima Shochu) is a special local product.

🚢 3 hr boat ride or 20 min. helicopter flight from Hachiojima

*5: Aogashima Port



Ogasawara Islands

Chichijima, Hahajima

1 Chichijima

父島

☎04998-2-2587
(Ogasawaramura Tourist Association)

The main island among the Ogasawara Islands is Chichijima, where the main municipal offices of Ogasawara are located. Enjoy diving and swimming with dolphins throughout the year.

🚢 24 hr boat ride from Takeshiba Pier

*6: Futami Port



2 Hahajima

母島

☎04998-3-2300
(Ogasawara Hahajima Tourist Association)

Trek through the World Heritage-designated forests of Tokyo's southernmost inhabited island.

🚢 2 hr boat ride from Chichijima

*7: Hahajima Port



Shinjuku

13

Shibuya
Harajuku
Omotesando

15

Asakusa

17

Sumida
Ryogoku

21

Ueno

23

Akihabara
Ochanomizu

25

Ginza

27

Marunouchi

29

Nihonbashi

31

Roppongi
Akasaka

35

Ikebukuro

37

Odai
Ariake
Aomi

39

Shiodome
Shiba
Takeshiba

41

Shinagawa

43

Ota

45

Shibamata

47

The Northern
Tama Area

49

The Southern
Tama Area

51

The Western
Tama Area

53

Tokyo Islands

55

Nearby
Prefectures

59

Park/Garden

61

Zoo/Botanical
Garden

63

Amusement
park

64

Museum

65

Sightseeing Spots in Nearby Prefectures

Tokyo is a conveniently accessible city.

That is why it is a good idea to go sightseeing in nearby locations.

Take a short trip away from Tokyo and find the true beauty of Japan.




Nikko

〔Tochigi〕

An international sightseeing destination home to "Nikko Toshogu Shrine"

Among the Shrines and Temples of Nikko now registered as World Heritage sites, "Nikko Toshogu Shrine" is the mausoleum built for Tokugawa Ieyasu, the founder of the Tokugawa shogunate. Praised far and wide, its glorious beauty is well worth a visit.



Kawagoe

〔Saitama〕

Experience Japanese culture in "Koedo", where its historical landscape still remains

Kawagoe ranks alongside other cities like Kamakura and Nikko in terms of its wealth of cultural properties. It is known as "Koedo", or "Little Edo", as the streets are lined with storehouse-style structures, temples, and shrines, and has a townscape reminiscent of the Edo era.



Mount Fuji

〔Yamanashi / Shizuoka〕

Mount Fuji, Japan's sacred mountain, which was registered as a World Cultural Heritage Site in 2013. Since ancient times, Mount Fuji has been known both domestically and internationally as the symbol of Japan for its graceful shape, and is visited by many people each year who go to catch a glimpse of its beauty.



*Bus service is available from Shinjuku to Fuji Subaru Line 5th Sta.



Yokohama

〈Kanagawa〉

Where East Meets West

Yokohama, a port city south of Tokyo, is a historical city known to have opened Japan's doors to the world in 1859, after over 200 years of isolation. The city has since become famous for its fusion of eastern and western cultures and its beautiful ocean views. The Yokohama Red Brick Warehouse, a former port facility on the bay, now houses many stylish shops, cafes and restaurants. If you're craving a gourmet adventure, don't forget to wander through Motomachi Shopping Street and Yokohama Chinatown, Japan's largest Chinatown.

Access

Tokyo Sta.

JR Tokaido Line / JR Keihin-Tohoku Line

Yokohama Sta.

Required time ⌚ About 30 min.

Shibuya Sta.

Tokyu Toyoko Line

Yokohama Sta.

Required time ⌚ About 30 min.

Kamakura

〈Kanagawa〉

Kamakura is rich
in history and culture

The ancient city of Kamakura, which is about an hour away from Tokyo, has one of the highest numbers of cultural assets in Japan and is a popular spot that is always crowded with tourists. The hills, seaside, and streets are all packed into one small town, making it a perfect destination for a short trip. Although there are many old and historic temples and shrines here, you can also find modern and classical cafes and variety stores, as well as enjoy dishes made with fresh seafood.



Access

Tokyo Sta.

JR Yokosuka Line

Kamakura Sta.

Required time ⌚ About 60 min.



Hakone

〈Kanagawa〉

Enjoy bathing in a hot springs town
consisting of over 20 hot springs

Hakone, which has been a famous town of hot springs for ages, has not only hot springs, but an atmospheric townscape, shrines and temples, and an abundance of natural scenery as well. Mount Fuji, known as the symbol of Japan, can also be seen from here as well if you go to Lake Ashi by bus or ropeway gondola.

Access

Shinjuku Sta.

Odakyu Limited Express "Romancecar"

Hakone Yumoto Sta.

Required time ⌚ About 90 min.

Tokyo Sta.

JR Shinkansen Kodama

35min.

Odawara Sta.

Hakone Tozan Line

17min.

Hakone Yumoto Sta.

Required time ⌚ About 60 min.

Shinjuku

13

Shibuya
Harajuku
Omotesando

15

Asakusa

17

Sumida
Ryogoku

21

Ueno

23

Akihabara
Ochanomizu

25

Ginza

27

Marunouchi

29

Nihonbashi

31

Roppongi
Akasaka

35

Ikebukuro

37

Odai
Ariake
Aomi

39

Shiodome
Shiba
Takeshiba

41

Shinagawa

43

Ota

45

Shibamata

47

The Northern
Tama Area

49

The Southern
Tama Area

51

The Western
Tama Area

53

Tokyo Islands

55

Nearby
Prefectures

59

Park/Garden

61

Zoo/Botanical
Garden

63

Amusement
park

64


Museum











65

Tourist Spots

Gardens,
Amusement
Parks, Museums,
and more

Gardens from the good old days of Tokyo. Rare plants and adorable animals. Museums & art galleries to satisfy your curiosity. And the hottest amusement parks... Here is a list of tourist spots you can enjoy only in Tokyo.

 Travelers from overseas can receive a discount when presenting this guidebook. **Discount period: Valid until March 31, 2023**
*Discounts in this guidebook cannot be combined with other discount services.

 Toilet for the Disabled  Parking Exclusively for the Disabled  Parking Available for the Disabled  FREE Wi-Fi  Admission  Address  Access  Open Hours  Closed  Telephone Number

*Telephone number marked with ★ means Hello Dial information for museums/art galleries.

Park/Garden

Hama-rikyu Gardens

浜離宮恩賜庭園 ☎03-3541-0200

    (MAP P27D2, P41B4)

Once belonged to the Tokugawas, the garden is representative of the Edo period, featuring a tidal pond and two duck hunting sites. As the pond water is drawn from the sea, visitors can enjoy changes in the surrounding scenery with the ebb and flow of the tide. It is the only Edo garden in Tokyo with such a pond.

¥Adult ¥300, 65 years and older ¥150 (Adult ¥60 discount, 65 years and older ¥30 discount)

 1-1 Hama-rikyu Teien, Chuo-ku  Tsukijishijo (Subway: E18), Shiodome (Subway: E19)

🕒9:00–17:00 (Admission until 16:30)

📅December 29–January 1




Kyu Shiba-rikyu Gardens

旧芝離宮恩賜庭園 ☎03-3434-4029

   (MAP P41C3)

One of the oldest daimyo gardens dating back to the beginning of the Edo period. It is a Japanese-style garden with ancient rockwork and a pond that used to be connected to the sea. It is widely known as a "circuit style" garden where visitors can walk around a central pond while enjoying the scenery.

¥Adult ¥150, 65 years and older ¥70 (Adult ¥30 discount, 65 years and older ¥20 discount)

 1-4-1 Kaigan, Minato-ku  Hamamatsucho (JR: JK23, JY28), Daimon (Subway: A09, E20)

🕒9:00–17:00 (Admission until 16:30)

📅December 29–January 1 (Please confirm the special event days on the website)





Koishikawa Korakuen Gardens

小石川後楽園 ☎03-3811-3015

This is a typical daimyo garden of the Mito-Tokugawa clan built in the early days of the Edo period. The beautiful balance between Japanese and Chinese aesthetics can be seen in the scenery that expresses lakes, rivers, mountains, and fields. A National Special Historic Site and Special Place of Scenic Beauty.

¥Adult ¥300, 65 years and older ¥150 (Adult ¥60 discount, 65 years and older ¥30 discount)

 1-6-6 Koraku, Bunkyo-ku  Iidabashi (JR: JB16, Subway: E06, N10, T06, Y13), Korakuen (Subway: M22, N11), Suidobashi (JR: JB17, Subway: J11)

🕒9:00–17:00 (Admission until 16:30) 📅December 29–January 1



Rikugien Gardens

六義園 ☎03-3941-2222

A typical daimyo garden dating back to the Edo period. A circuit style Japanese garden of a landscape style with artificial hills and a pond, a quiet place exquisite with references to Waka–Japanese classical poetry and Chinese classics. The garden was constructed by Yanagisawa Yoshiyasu in 1702.

¥Adult ¥300, 65 years and older ¥150 (Adult ¥60 discount, 65 years and older ¥30 discount)

 6-16-3 Hon-komagome, Bunkyo-ku  Komagome (JR: JY10, Subway: N14), Sengoku (Subway: J14)

🕒9:00–17:00 (Admission until 16:30)

📅December 29–January 1



Kyu Iwasaki-tei Gardens

旧岩崎邸庭園 ☎03-3823-8340

   (MAP P23D2, P25A3)

The Iwasaki-tei estate is an important cultural asset with an elegant Western-style residence, a stately Japanese-style house, a billiards house, and a lawn garden. The Western-style building and the billiards house were designed by the British architect Josiah Conder in the Meiji era, who also designed many buildings in Tokyo, including the "Rokumeikan Guest House".

¥Adult ¥400, 65 years and older ¥200 (Adult ¥80 discount, 65 years and older ¥40 discount)

 1-3-45 Ikenohata, Taito-ku

 Yushima (Subway: C13), Ueno-hirokoji (Subway: G15), Ueno-okachimachi (Subway: E09), Okachimachi (JR: JK29, JY04)

🕒9:00–17:00 (Admission until 16:30) 📅December 29–January 1



Mukojima-Hyakkaen Gardens

向島百花園 ☎03-3611-8705



Hyakkaen means "a garden covered with all sorts of flowers during the four seasons". This is a garden for professionals of arts and literature and also for ordinary people who love wild and cultivated flowers. Established in the late Edo era.

¥ Adult ¥150, 65 years and older ¥70 (Adult ¥30 discount, 65 years and older ¥20 discount)

📍 3-18-3 Higashi Mukojima, Sumida-ku

🚶 Higashi-mukojima (Tobu: TS05), Keisei-Hikifune (Keisei: KS46)

🕒 9:00–17:00 (Admission until 16:30)

📅 December 29–January 3 (Please check the website for a special event day)



Kiyosumi Gardens

清澄庭園 ☎03-3641-5892



A representative garden from the Meiji era, with its big fountain in close proximity, a miniature hill, a dry garden, and many oddly shaped rocks and famous rare stones collected from all over the country. It is a traditional Japanese garden of "a landscape style with artificial hills and fountains".

¥ Adult ¥150, 65 years and older ¥70 (Adult ¥30 discount, 65 years and older ¥20 discount)

📍 3-3-9 Kiyosumi, Koto-ku 🚶 Kiyosumi-shirakawa (Subway: E14, Z11)

🕒 9:00–17:00 (Admission until 16:30)

📅 December 29–January 1



Kyu-Furukawa Gardens

旧古河庭園 ☎03-3910-0394



Two hundred rose bushes of about 100 different kinds bloom in spring and autumn, creating a harmonious atmosphere with the Western-style buildings. The landscaping is a masterpiece and features a perfect blend of Japanese and Western-style gardens.

¥ Adult ¥150, 65 years and older ¥70 (Adult ¥30 discount, 65 years and older ¥20 discount)

📍 1-27-39 Nishigahara, Kita-ku 🚶 Kami-Nakazato (JR: JK35), Nishigahara (Subway: N15)

🕒 9:00–17:00 (Admission until 16:30)

📅 December 29–January 1



Tonogayato Gardens

殿ヶ谷庭園 ☎042-324-7991



MAP P49B3, P51A4

Gardens with wild flowers and spring water in the Musashino area. Their prominent attraction is a delicate harmony of two different garden styles, both making use of the shape of Musashino plateau. You can see lovely flowers of wild grasses throughout the four seasons.

¥ Adult ¥150, 65 years and older ¥70 (Adult ¥30 discount, 65 years and older ¥20 discount)

📍 2-16 Minami-cho, Kokubunji City 🚶 Kokubunji (JR: JC16, Seibu: SK01, ST01)

🕒 9:00–17:00 (Admission until 16:30)

📅 December 29–January 1



Shinjuku Gyoen National Garden

新宿御苑 ☎03-3350-0151



MAP P13D4

It was completed as a garden for the Imperial Household in 1906 and was opened to the public in 1949. It is a famous garden where the Formal Garden, Landscape Garden, and Japanese Traditional Garden coexist in harmony. Bringing and drinking alcohol, using toys and sports equipment are prohibited. (Except for Kid's Area)

¥ Adult ¥500, 65 years and older ¥250, Student ¥250, Junior high school student and younger: free *With valid ID 📍 11 Naito-machi, Shinjuku-ku 🚶 Shinjuku-gyoemmae (Subway: M10)

🕒 9:00–16:00 (Closes 16:30), Mar. 15–Sep. 30 9:00–17:30 (Closes 18:00), Jul. 1–Aug. 20 9:00–18:30 (Closes 19:00) 📅 Mondays (following weekday when Monday is a national holiday), December 29–January 3. *Open throughout the special open period of Mar. 25–Apr. 24, Nov. 1–15



Yoyogi Park

代々木公園 ☎03-3469-6081



MAP P15A1

This spacious park has a central square with a beautiful lawn, fountains and a bird sanctuary.

¥ Free admission

📍 2-1 Yoyogi Kamizono-cho, Shibuya-ku

🚶 Yoyogi-koen (Subway: C02), Meiji-jingumae (Harajuku) (Subway: C03, F15), Harajuku (JR: JY19)

🕒 Open 24 Hours

📅 Open 365 days



Shinjuku	13
Shibuya Harajuku Omotesando	15
Asakusa	17
Sumida Ryogoku	21
Ueno	23
Akihabara Ochanomizu	25
Ginza	27
Marunouchi	29
Nihonbashi	31
Roppongi Akasaka	35
Ikebukuro	37
Odalba Ariake Aomi	39
Shiodome Shiba Takeshiba	41
Shinagawa	43
Ota	45
Shibamata	47
The Northern Tama Area	49
The Southern Tama Area	51
The Western Tama Area	53
Tokyo Islands	55
Nearby Prefectures	59
Park/Garden	61
Zoo/Botanical Garden	63
Amusement park	64
Museum	65

Zoo/Botanical Garden

Ueno Zoological Gardens

恩賜上野動物園 ☎03-3828-5171



(MAP P23C2)

Japan's oldest zoo, which opened in 1882. Here, you can see a variety of unique animals from all over the world. Panda Forest, a facility to raise giant pandas and other animals living in the panda's habitat, is a popular facility.

¥Adult ¥600 (20% discount) 9-83 Ueno Park, Taito-ku

Ueno (JR: JJ01, JK30, JU02, YJ05, Subway: G16, H18, Keisei: KS01), Nezu (Subway: C14)

9:30-17:00 (Admission until 16:00)

✖ Mondays (If Monday is a national/substitute/metropolitan holiday, the facility will close the following weekday), December 29-January 1 *Please check for closed days



Tama Zoological Park

多摩動物公園 ☎042-591-1611



(MAP P49C2, P51B3)

A vast expanse of nature, including the area between mountain foothills and forested flatlands of roughly fifty hectares. Visitors can view the animals roaming in an environment skillfully created with the natural terrain, with its hills, valleys, and woodlands. In July 2021, the Lion Bus was renovated and visitors can see lions up close from the bus. The Valley of Asian Elephants, a new facility featuring Asian Elephants, was also opened.

¥Adult ¥600 (20% discount) 7-1-1 Hodokubo, Hino City

Tama-dobutsukoen (Keio: KO47, Tama Monorail: TT05) 9:30-17:00 (Admission until 16:00)

✖ Wednesdays (If Wednesday is a national/substitute/metropolitan holiday, the facility will close the following weekday), December 29-January 1 *Please check for closed days



Tokyo Sea Life Park

葛西臨海水族園 ☎03-3869-5152



Here, you can see sea creatures of the world that live in various environments such as the ocean around Tokyo from Tokyo Bay to Ogasawara, oceans around the world from the Arctic to Antarctic, and the deep water. Among the highlights is one of Japan's largest penguin exhibition facilities, which has over 150 penguins.

¥Adult ¥700 (20% discount)

6-2-3 Rinkai-cho, Edogawa-ku Kasai-Rinkai Park (JR: JE06)

9:30-17:00 (Admission until 16:00)

✖ Wednesdays (If Wednesday is a national/substitute/metropolitan holiday, the facility will close the following weekday), December 29-January 1 *Please check for closed days



Inokashira Park Zoo

井の頭自然文化園 ☎0422-46-1100



(MAP P49B4)

A zoo where animals of Japan and other adorable creatures live among the lush greenery of Inokashira Park, which retains the air of the Musashino area. See animals like the Japanese squirrel up close in the "Risu no komichi" area, then head to the popular "Suisetsubutsukan" aquarium where work is being done to aid the breeding and conservation of Japan's freshwater fish and amphibians.

¥Adult ¥400 (20% discount) 1-17-6 Gotenyama, Musashino City

Kichijoji (JR: JB02, JC11, Keio: IN17) 9:30-17:00 (Admission until 16:00)

✖ Mondays (If Monday is a national/substitute/metropolitan holiday, the facility will close the following weekday), December 29-January 1 *Please check for closed days



Jindai Botanical Gardens

神代植物公園 ☎042-483-2300



(MAP P49C4)

Visitors can enjoy plants and the beauty of flowers all year round. The park is connected through wooded areas to the historic old Jindaiji Temple, introducing visitors to the naturally beautiful atmosphere of the Musashino woodland. A large greenhouse that opened in May 2016 after renovation has a collection of about 1,300 species, which is one of the largest such collections in Tokyo.

¥Adult ¥500 (20% discount) 5-31-10 Jindaiji-motomachi, Chofu City

Mitaka (JR: JB01, JC12), Kichijoji (JR: JB02, JC11), Chofu (Keio: KO18), Tsutsujigaoka (Keio: KO14)

9:30-17:00 (Admission until 16:00) ✖ Mondays (If Monday is a national/substitute holiday, the facility will close the following day), December 29-January 1 *Please check for closed days



Institute for Nature Study, National Museum of Nature and Science

国立科学博物館附属自然教育園 ☎03-3441-7176



(MAP P43A1)

Although located in the center of Tokyo, it is a precious forest where nature still remains. Forests, grasslands, and wetlands are all, here teeming with a variety of flora and fauna throughout the four seasons.

¥Adult ¥320 (¥60 discount), High school student and younger, 65 years and older, person with disability and one caregiver: free 5-21-5 Shirokanedai, Minato-ku

Meguro (JR: JY22, Subway: I01, N01, Tokyu: MG01), Shirokanedai (Subway: I02, N02)

9:00-16:30 (9:00-17:00 May 1-August 31) *Admission until 16:00

✖ Mondays (If Monday is a national/substitute holiday, the facility will close the following day), next days following national holidays (except when it falls on Sat. or Sun), December 28-January 4



Amusement park

Tokyo Dome City

東京ドームシティ ☎03-5800-9999



MAP P2581

This entertaining area contains an amusement park, Tokyo Dome, a hotel, restaurants and shops. The natural hot spring Spa LaQua is also popular.

¥ Admission free, pay separately for each attraction

📍 1-3-61 Koraku, Bunkyo-ku

🚶 Suidobashi (JR: JB17, Subway: I11), Korakuen (Subway: M22, N11)

🕒 ⓧ Varies according to the facility

*1: The number of parking spaces exclusively reserved for persons with disabilities is limited.



Asakusa Hanayashiki

浅草花やしき ☎03-3842-8780

MAP P17B2, P21A2



It is said that this is the oldest amusement park in Japan. An amusement park with the feel of old Asakusa. The roller coaster made in 1953 is still popular today.

¥ Adult ¥1,000, One-day pass ¥2,500 (admission not included)

📍 2-28-1 Asakusa Taito-ku

🚶 Asakusa (Subway: A18, G19, Tobu: TS01, Tsukuba Express: TX03)

🕒 10:00-18:00 (Varies depending on season and weather)

ⓧ Maintenance period (Please refer to the official website)



Tokyo Hello Kitty Land

サンリオピューロランド ☎042-339-1111

MAP P49D2, P51B3



An indoor theme park where you can meet Sanrio characters such as Hello Kitty, My Melody, and Cinnamoroll. The attractions are also popular.

¥ Adult Passport ¥3,300 (¥3,900 on Saturdays, Sundays, public holidays, and school holidays)

📍 1-31 Ochiai Tama City

🚶 Keio-tama-center (Keio: KO41), Odakyu Tama Center (Odakyu: OT06),

Tama Center (Tama Monorail: TT01)

🕒 10:00-17:00 (Please refer to the official website)

ⓧ No fixed holiday (Please refer to the official website)

© 2021 SANRIO CO., LTD. TOKYO, JAPAN S/D-G
著作 株式会社サンリオ



Yomiuriland

よみうりランド ☎044-966-1111

MAP P49C3, P51B4



Plenty of attractions including roller-coasters running through forests and a giant Ferris wheel. "Goodjoball!" is an amusement area with a theme of "making things" and also popular. The beach-like pool is also popular in the summer.

¥ Admission Adult ¥1,800 *Please refer to the official website about other tickets

(For a discount, ask the staff)

📍 4015-1 Yanokuchi, Inagi City 🚶 Keio-yomiuri-land (Keio: KO37)

ⓧ Varies according to the season (Please refer to the official website)

ⓧ No fixed holiday (Please refer to the official website)



TOKYO JOYPOLIS

東京ジョイポリス ☎03-5500-1801

MAP P39C2



TOKYO JOYPOLIS is one of the largest indoor theme parks in Japan with more than 20 attractions, including cutting edge technology VR, and a thrilling roller coaster. Various events are also held in collaboration with the hottest anime works and games of the day.

¥ Adult ¥800, One-day pass ¥4,500 (includes admission fee)

📍 3-5F., DECKS Tokyo Beach, 1-6-1 Daiba, Minato-ku

🚶 Odaiba-kaihinkoen (Yurikamome: U06)

🕒 10:00-22:00 (Admission until 21:15)

ⓧ No fixed holiday (Please refer to the official website)



Tokyo Disney Resort®

東京ディズニーリゾート® ☎0570-00-8632



With the two Disney theme parks – Tokyo Disneyland® and Tokyo DisneySea®, Tokyo Disney Resort® is a themed resort offering more than can be enjoyed in just a few days.

¥ Please refer to the official website

📍 1-1 Maihama, Urayasu City, Chiba Prefecture

🚶 Maihama (JR: JE07)

ⓧ Please refer to the official website



Shinjuku

13

Shibuya
Harajuku
Omotesando

15

Asakusa

17

Sumida
Ryogoku

21

Ueno

23

Akihabara
Ochanomizu

25

Ginza

27

Marunouchi

29

Nihonbashi

31

Roppongi
Akasaka

35

Ikebukuro

37

Odaiba
Ariake
Aomi

39

Shiodome
Shiba
Takeshiba

41

Shinagawa

43

Ota

45

Shibamata

47

The Northern
Tama Area

49

The Southern
Tama Area

51

The Western
Tama Area

53

Tokyo Islands

55

Nearby
Prefectures

59

Park/Garden

61

Zoo/Botanical
Garden

63

Amusement
park

64

Museum

65

Museum

Tokyo Metropolitan Art Museum

東京都美術館 ☎03-3823-6921



(MAP P23B2)

Japan's first public art museum, which opened in Ueno Park in 1926. In addition to the special exhibitions and thematic exhibitions, visitors can enjoy relaxing at the art lounge or restaurant.

¥ Varies according to the exhibition (For discounts, ask the staff)

📍 8-36 Ueno Park, Taito-ku 📍 Ueno (JR: JJ01, JK30, JU02, JY05, Subway: G16, H18)

🕒 9:30-17:30 (until 20:00 on Fridays during special exhibitions) *Admission until 30 min. before closing

✖ 1st and 3rd Mondays, Monday for special exhibitions and thematic exhibitions (or the following day when it falls on a national holiday), New Year holidays

*1: Check in advance for parking for the disabled.



©Tokyo Metropolitan Art Museum

Tokyo Metropolitan Edo-Tokyo Museum

東京都江戸東京博物館 ☎03-3626-9974



(MAP P21C2)

At the regular exhibition room, there are various models and many documents that portray the history and culture of Edo and Tokyo.

¥ Adult ¥600 (regular exhibitions)

📍 1-4-1 Yokoami, Sumida-ku

📍 Ryogoku (JR: JB21, Subway: E12)

🕒 9:30-17:30 (until 19:30 on Saturdays) *Admission until 30 min. before closing

✖ Mondays (If Monday is a national/substitute holiday, the museum will close the following day), New Year holidays

*Expected to be closed from April 2022 to end of the fiscal year of 2025, due to renovation work.



Edo-Tokyo Open Air Architectural Museum

江戸東京たてもの園 ☎042-388-3300



(MAP P49B3, P51A4)

An open-air architectural museum where structures such as old merchant homes and bathhouses can be viewed while enjoying nature walks.

¥ Adult ¥400 (20% discount)

📍 3-7-1 Sakura-cho, Koganei City (Inside of Koganei Park)

📍 Musashi-Koganei (JR: JC15), Hana-koganei (Seibu: SS18)

🕒 9:30-17:30 (16:30 Oct.-Mar.) *Admission until 30 min. before closing

✖ Mondays (If Monday is a national/substitute holiday, the museum will close the following weekday), New Year holidays

*1: No Wi-Fi at some locations



Tokyo Photographic Art Museum

東京都写真美術館 ☎03-3280-0099



In addition to the photography and film exhibitions selected from Japan and around the world, the 1st floor hall screens high-quality films selected by the museum.

¥ Varies according to the exhibition/film (For a discount, ask the staff)

📍 1-13-3 Mita, Meguro-ku (in Yebisu Garden Place)

📍 Ebisu (JR: JA09, JS18, JY21, Subway: H02)

🕒 10:00-18:00 (until 20:00 on Thu. and Fri.) *Admission until 30 min. before closing

✖ Mondays (If Monday is a national/substitute holiday, the museum will close the following weekday), New Year holidays



Museum of Contemporary Art Tokyo

東京都現代美術館 ☎050-5541-8600*



This museum opened in 1995 to enrich the city's culture by bringing contemporary art closer to people. It draws on about 5,500 items in its collection, including paintings, sculptures, fashion, architecture, and design, to present distinctive exhibits related to contemporary art.

¥ Adult ¥500 (20% discount) (MOT Collection) 📍 4-1-1 Miyoshi, Koto-ku

📍 Kiyosumi-shirakawa (Subway: E14, Z11) 🕒 10:00-18:00 (Admission until 17:30)

✖ Mondays (If Monday is a national/substitute holiday, the museum will close the following weekday), exhibition renewal period, New Year holidays

*1: Check in advance for parking for the disabled.



Photo: Kenta Hasegawa

Tokyo Metropolitan Teien Art Museum

東京都庭園美術館 ☎050-5541-8600*



(MAP P43A1)

The museum used to be the residence of Prince Asaka. The house preserves for the modern viewer the art-deco style, which took the European art world by storm in the 1910-30s. Surrounded by a green garden, the museum is blessed with an environment that allows one to enjoy the mixture of nature, architecture and art.

¥ Varies according to the exhibition (20% discount) 📍 5-21-9 Shirokanedai, Minato-ku

📍 Meguro (JR: JY22, Subway: I01, N01, Tokyo: MG01), Shirokanedai (Subway: I02, N02)

🕒 10:00-18:00 (Admission until 17:30) ✖ Mondays (If Monday is a national/substitute holiday, the museum will close the following weekday), exhibition renewal period (only entering the garden is available with an entrance fee, except on closed days), New Year holidays



*Information is as of Jul. 2021. Check beforehand as situations may change.

Idemitsu Museum of Arts

出光美術館 ☎050-5541-8600*

MAP P27A1, P29D2

Four featured exhibitions are held every year, selected from collections of Chinese and Japanese paintings and ceramics. An exquisite view of the Imperial Palace's woodland area can be enjoyed.

¥Adult ¥1,200, college/high school student ¥800, junior high school student and younger: free (must be accompanied by parent or guardian) (¥200 discount)

9F., Teigeki Bldg., 3-1-1 Marunouchi, Chiyoda-ku ㉔Yurakucho (JR: JK25, JY30, Subway: Y18)

㉔11:00~17:00 (Please refer to the official website)

㊗Mondays (If Monday is a national/substitute holiday, the museum will open), exhibition renewal period, New Year holidays *Reservations required (please refer to the official website) *1: Teigeki Bldg.



Ota Memorial Museum of Art

太田記念美術館 ☎050-5541-8600*

MAP P15B3

The museum specializes in ukiyo-e. It owns over 15,000 pieces of ukiyo-e including works of Katsushika Hokusai, Utagawa Hiroshige and Utagawa Kuniyoshi. The museum holds exhibitions every month featuring themes, and exhibits are changed every month.

¥Varies according to the exhibition (¥100 discount, two person discount per the Travel Guide)

1-10-10 Jingumae, Shibuya-ku ㉔Harajuku (JR: JY19), Meiji-jingumae (Harajuku) (Subway: C03, F15)

㉔10:30~17:30 (Admission until 17:00)

㊗Mondays (If Monday is a national/substitute holiday, the museum will close the following weekday), exhibition renewal period



Eiseibunko Museum

永青文庫 ☎03-3941-0850



Art craft heirlooms of the Hosokawa clan, Lords of the Higo Kumamoto domain, including armor, swords, tea artifacts and Noh theatre costumes are exhibited according to about four different themes set each year.

¥Adult ¥1,000, 70 years and older ¥800, college/high school student ¥500 (¥100 discount each) *Extra fee for special exhibitions

1-1-1 Mejirodai, Bunkyo-ku

㉔Meiuro (JR: JY14) ㉔10:00~16:30 (Admission until 16:00)

㊗Mondays (If Monday is a national/substitute holiday, the museum will close the following weekday), exhibition renewal period, New Year holidays



Taro Okamoto Memorial Museum

岡本太郎記念館 ☎03-3406-0801



This is the studio and house where the artist Okamoto Taro worked and lived until he died in 1996. Here he worked on the ideas of all his works and created them. The studio, salon and garden are open to the public. Special exhibits are held in the exhibition room on an irregular basis.

¥Adult ¥650 (¥100 discount) ㉔6-1-19 Minami-Aoyama, Minato-ku

㉔Omote-sando (Subway: C04, G02, Z02)

㉔10:00~18:00 (Admission until 17:30) ㊗Tuesdays (If Tuesday is a national/substitute holiday, the museum will open), exhibition renewal period, New Year holidays



Toguri Museum of Art

戸栗美術館 ☎03-3465-0070

MAP P15C1

One of the few art museums in Japan specializing in ancient ceramics. Stored here are about 7,000 pieces of Hizen porcelain such as Imariyaki and Nabeshimayaki as well as Oriental porcelain items from China and the Korean Peninsula. Special exhibitions are held 4 times each year.

¥Varies according to the exhibition ㉔1-11-3 Shoto, Shibuya-ku

㉔Shibuya (JR: JA10, JS19, JY20, Subway: F16, G01, Z01, Tokyu: DT01, TY01)

㉔10:00~17:00 (until 20:00 on Fri. and Sat.) *Admission until 30 min. before closing ㊗Mondays, Tuesdays (If Monday or Tuesday is a national/substitute holiday, the museum will open. If both Monday and Tuesday are national/substitute holidays, the museum will close on the following weekday), exhibition renewal period, New Year holidays



The Ueno Royal Museum

上野の森美術館 ☎03-3833-4191

MAP P23C3

The museum holds numerous prominent exhibitions, including The Vision of Contemporary Art (VOCA) in which young artists selected by the committee members are introduced, as well as museum-sponsored exhibits with works submitted by the public.

¥Varies according to the exhibition (¥100 discount)

1-2 Ueno Park, Taito-ku

㉔Ueno (JR: JU01, JK30, JU02, JY05, Subway: G16, H18, Keisei: KS01)

㉔10:00~17:00 (Admission until 16:30) *May change according to the exhibition

㊗Irregular, exhibition renewal period



Shinjuku

13

Shibuya
Harajuku
Omotesando

15

Asakusa

17

Sumida
Ryogoku

21

Ueno

23

Akihabara
Ochanomizu

25

Ginza

27

Marunouchi

29

Nihonbashi

31

Roppongi
Akasaka

35

Ikebukuro

37

Odaiya
Ariake
Aomi

39

Shiodome
Shiba
Takeshiba

41

Shinagawa

43

Ota

45

Shibamata

47

The Northern
Tama Area

49

The Southern
Tama Area

51

The Western
Tama Area

53

Tokyo Islands

55

Nearby
Prefectures

59

Park/Garden

61

Zoo/Botanical
Garden

63

Amusement
park

64

Museum

65

Miraikan – The National Museum of Emerging Science and Innovation

日本科学未来館 ☎03-3570-9151

(MAP P39D2)

The museum offers activities and opportunities to think about science and people through interactive exhibits as well as discussions with Science Communicators. Attractions such as 3D Dome Theater film "The Man from the 9 Dimensions" are popular.

¥Adult ¥630, 18 yrs. and younger ¥210 (free admission for those 18 yrs. and younger on Saturday only) (Adult ¥130 discount, 18 yrs. and younger ¥50 discount) *Except for special exhibitions and the Dome Theater ☎2-3-6 Aomi, Koto-ku 📠Telecom Center (Yurikamome: U09)

🕒10:00–17:00 🗓Tuesdays (If Tuesday is a national/substitute holiday, the museum will open), New Year holidays (Dec. 28-Jan. 1)



Mitsuo Aida Museum

相田みつを美術館 ☎03-6212-3200

(MAP P27A2, P29C3)

An art gallery where you can see the writings of Mitsuo Aida, who has left behind many inspirational pieces as a calligrapher and poet with his own words and own calligraphy. Read the words that he wrote with a sincere heart in an atmosphere that gives a zest for life. Works are exhibited with explanation in English.

¥Adult ¥1,000 📍Tokyo International Forum B1, 3-5-1, Marunouchi, Chiyoda-ku

📠Yurakucho (JR: JK25, JY30, Subway: Y18)

🕒10:00–17:00

🗓New Year holidays



Tokyo National Museum

東京国立博物館 ☎050-5541-8600*

(MAP P23B3)

Many antique artworks and archaeological findings from Japan and other Asian regions are on public display in six exhibition halls. There are about 120,000 items in the collection. It is the oldest national museum in Japan.

¥Adult ¥1,000, College student ¥500 (¥100 discount) *Except for special exhibitions 📍13-9 Ueno Park, Taito-ku 📠Ueno (JR: JJ01, JK30, JU02, JY05, Subway: G16, H18), Uguisudani (JR: JK31, JY06)

🕒9:30–17:00 (Admission until 16:30) 🗓Mondays (If Monday is a national/substitute holiday, the museum will close the following weekday), New Year holidays, temporary closures

*Reservations required (please refer to the official website)



The National Museum of Western Art, Tokyo

国立西洋美術館 ☎050-5541-8600*

(MAP P23C3)

View Western art displayed by chronology, including modern Rodin sculptures and Monet paintings from France, as well as works of the old masters (Permanent collection).

¥Adult ¥500 (¥100 discount, one person discount per the Travel Guide) *Except for special exhibitions


📍7-7 Ueno Park, Taito-ku

📠Ueno (JR: JJ01, JK30, JU02, JY05, Subway: G16, H18, Keisei: KS01)

🕒9:30–17:30 (until 20:00 on Fri. and Sat.) *Admission until 30 min. before closing

🗓Mondays (If Monday is a national/substitute holiday, the museum will close the following weekday), New Year holidays (December 28–January 1)

*Expected to be closed until spring 2022.



The National Museum of Modern Art, Tokyo

東京国立近代美術館 ☎050-5541-8600*

(MAP P25D1, P29A1)

The museum has over 13,000 works of art such as paintings, sculptures, plastic arts and a variety of other artistic works. The collection introduces the history of modern Japanese art.

¥Adult ¥500 (¥100 discount) *Except for special exhibitions

📍3-1 Kitanomaru-koen, Chiyoda-ku 📠Takebashi (Subway: T08)

🕒10:00–17:00 (until 20:00 on Fri. and Sat.) *Admission until 30 min. before closing

🗓Mondays (If Monday is a national/substitute holiday, the museum will close the following weekday), exhibition renewal period, New Year holidays



ARTIZON MUSEUM

アーティゾン美術館 ☎050-5541-8600*

(MAP P29C4, P31C1)

The ARTIZON MUSEUM opened as a new museum in January, 2020. Its predecessor was the Bridge-stone Museum of Art. The museum is equipped with the latest HVAC systems and offers free audio guides. It provides a rich range of ways to enjoy art, from ancient to contemporary.

¥Varies according to the exhibition 📍1-7-2 Kyobashi, Chuo-ku 📠Tokyo (JR: JC01, JE01, JK26, JO19, JT01, JU01, JY01, Subway: M17), Kyobashi (Subway: G10), Nihombashi (Subway: A13, G11, T10)

🕒10:00–18:00 (–20:00 on Fridays, excluding national holidays) *Admission until 30 min. before closing

*Please refer to the official website 🗓Mondays (If Monday is a national/substitute holiday, the museum will close the following weekday), exhibition renewal period, New Year holidays

*Reservations required (please refer to the official website)



*Information is as of Jul. 2021. Check beforehand as situations may change.

National Film Archive of Japan

国立映画アーカイブ ☎050-5541-8600*

(MAP P27A3, P29D4, P31D1)

The only Japanese national film archive to collect and store movies and related materials. The exhibition rooms host permanent and special displays to encourage multifaceted understanding of Japanese movie history. Further, both Japanese and non-Japanese movies are screened in two halls (Nagase Memorial Theatre OZU and B1 Theatre).

¥Adult ¥250 (¥50 discount) for exhibition. *Theater admission varies depending on the program

📍3-7-6 Kyobashi, Chuo-ku 📍Kyobashi (Subway: G10), Takaracho (Subway: A12)

🕒11:00–18:30 (Admission until 18:00) *Please refer to the official website

🗓Mondays, screening preparation/exhibition renewal period, New Year holidays



National Museum of Nature and Science

国立科学博物館 ☎050-5541-8600*

(MAP P23C3)

The Japan Gallery introduces the diverse nature of Japan and the historical background of the Japanese archipelago under the theme "The Environment on the Japanese Islands". The Global Gallery presents exhibitions on the evolution of organisms, biodiversity, and the history of science and technology under the theme "The History of Life on Earth".

¥Adult ¥630 (¥100 discount), High school student and younger, 65 years and older: free *Except for special exhibitions 🕒7-20 Ueno Park, Taito-ku 📍Ueno (JR: JJ01, JK30, JU02, JY05, Subway: G16, H18, Keisei: KS01) 🕒9:00–17:00 (Admission until 16:30) 🗓Mondays (If Monday is a national/substitute holiday, the museum will close the following weekday), New Year holidays (Dec. 28–Jan. 1), Fumigation period *Reservations required (please refer to the official website)



Mitsui Memorial Museum

三井記念美術館 ☎050-5541-8600*

(MAP P29B4, P31B2)

Located inside the Mitsui Main Building, a designated Important Cultural Property, this museum features about 4,000 works of art from throughout Japan and Asia. Out of those, six items are designated national treasures, 75 are Important Cultural Properties and four are important art objects. There is also an extensive stamp collection of about 130,000 pieces that have been gathered by the notable Mitsui Family since the Edo period. (No regular exhibits) ¥Adult ¥1,000, Student ¥500 (¥100 discount each), Special exhibition: Adult ¥1,300, Student ¥800 (¥100 discount each) 📍7F., Mitsui Main Bldg., 2-1-1 Muromachi, Nihonbashi, Chuo-ku 📍Mitsukoshimae (Subway: G12, Z09), Shin-Nihombashi (JR: JO20), Nihombashi (Subway: A13, G11, T10) 🕒10:00–17:00 (Admission until 16:30) 🗓Mondays (If Monday is a national/substitute holiday, the museum will close the following weekday), exhibition renewal period, New Year holidays, temporary closures *Closed until the end of April 2022, due to renovation work.



Nezu Museum

根津美術館 ☎03-3400-2536

(MAP P35C1)

An impressive collection of premodern Japanese and East Asian artworks is on display here encompassing paintings, calligraphy, ceramics, lacquerware, and textiles. These artworks include seven National Treasures and 88 Important Cultural Properties. There is a garden where visitors can take a stroll and feel the distinct natural beauty of the four seasons, a café, a museum shop and much more.

¥Special Exhibition: Adult ¥1,500, Student ¥1,200, Junior high school student and younger: free, Museum Collection Exhibition: Adult ¥1,300, Student ¥1,000, Junior high school student and younger: free 📍6-5-1 Minami-Aoyama, Minato-ku 📍Omote-sando (Subway: C04, G02, Z02) 🕒10:00–17:00 (Admission until 16:30) 🗓Mondays (If Monday is a national/substitute holiday, the museum will close the following weekday), exhibition renewal period, New Year holidays

*Reservations required (please refer to the official website)



THE SUMIDA HOKUSAI MUSEUM

すみだ北斎美術館 ☎03-6658-8936

(MAP P21C2)

This art museum houses works of Katsushika Hokusai, one of the most renowned ukiyo-e artists in history, holding various themed exhibitions of his work. Through commentary, which includes use of a 4K high-definition monitor, the charm of this artist and his work becomes easy-to-understand.

¥Adult ¥400 *AURORA (Permanent exhibitions) 📍2-7-2 Kamezawa, Sumida-ku

📍Ryogoku (JR: JB21, Subway: E12) 🕒9:30–17:30 (Admission until 17:00)

🗓Mondays (If Monday is a national/substitute holiday, the museum will close the following weekday), New Year holidays



The Japanese Sword Museum

刀剣博物館 ☎03-6284-1000

(MAP P21C1)

Opened in 1968 to promote Japanese swords, the Japanese Sword Museum houses National Treasures and Important Cultural Properties among other items in collections that represent and promote beautiful Japanese swords, whose origin can be traced back to over 1,000 years ago.

¥Adult ¥1,000 📍1-12-9 Yokosai, Sumida-ku

📍Ryogoku (JR: JB21, Subway: E12) 🕒9:30–17:00 (Admission until 16:30)

🗓Mondays (If Monday is a national/substitute holiday, the museum will close the following weekday), exhibition renewal period, New Year holidays



Shinjuku

13

Shibuya
Harajuku
Omotesando

15

Asakusa

17

Sumida
Ryogoku

21

Ueno

23

Akihabara
Ochanomizu

25

Ginza

27

Marunouchi

29

Nihonbashi

31

Roppongi
Akasaka

35

Ikebukuro

37

Odaiba
Ariake
Aomi

39

Shiodome
Shiba
Takeshiba

41

Shinagawa

43

Ota

45

Shibamata

47

The Northern
Tama Area

49

The Southern
Tama Area

51

The Western
Tama Area

53

Tokyo Islands

55

Nearby
Prefectures

59

Park/Garden

61

Zoo/Botanical
Garden

63

Amusement
park

64

Museum

65

Art Triangle Roppongi

The National Art Center, Tokyo, SUNTORY MUSEUM of ART, and Mori Art Museum form a triangle when seen on a map. These three art museums together have used their foundations of art to form a new cooperative center of art. The National Art Center, Tokyo holds various exhibitions in one of the largest exhibition spaces in Japan. SUNTORY MUSEUM of ART is an art museum in TOKYO MIDTOWN with "Art in Life" as its basic principle. The Mori Art Museum holds various exhibitions centering on contemporary art and is open until 22:00 during these events (except on Tuesdays). The ATRo discount, which lets visitors of one of the museums enter the two others at a discounted fee with their ticket stubs, is also available.

MAP P35B2,C2



©The National Art Center, Tokyo

The National Art Center, Tokyo



国立新美術館 ☎050-5541-8600*

¥ Varies according to the exhibition

📍 7-22-2, Roppongi, Minato-ku

🚶 Nogizaka (Subway: C05)

🕒 Varies according to the exhibition

(Admission until 30 min. before closing)

🗓️ Tuesdays (If Tuesday is a national/substitute holiday, the museum will close the following weekday)

SUNTORY MUSEUM of ART



サントリー美術館 ☎03-3479-8600

¥ Varies according to the exhibition, junior high school student and younger: free (¥100 discount)


📍 Tokyo Midtown Galleria 3F, 9-7-4, Akasaka, Minato-ku

🚶 Roppongi (Subway: E23, H04)


🕒 10:00–18:00 (until 20:00 on Fri. and Sat.)

*Admission until 30 min. before closing

🗓️ Tuesdays, exhibition renewal period, New Year holidays



©Keizo Kioku



Mori Art Museum



森美術館 ☎050-5541-8600*

¥ Varies according to the exhibition (¥200 discount from On-site Admission, discounts may not apply to some exhibitions)

📍 Roppongi Hills Mori Tower 53F, 6-10-1, Roppongi, Minato-ku

🚶 Roppongi (Subway: E23, H04)

🕒 10:00–22:00 (until 17:00 on Tuesdays)

*Admission until 30 min. before closing

🗓️ When no exhibitions being held

*Information is as of Jul. 2021. Check beforehand as situations may change.

Tokyo Museum Grutto Pass 2022

Tokyo Museum Grutto Pass 2022 is a convenient electronic ticket that provides admission tickets as well as discount coupons for about 100 museums and other facilities.



For more information:

🌐 www.rekibun.or.jp/en/grutto/

Sales period: until January 31, 2023



Tokyo Volunteer Guides

This is what we do!

In the City



We answer questions about Tokyo's best spots, transportation, access, etc.



In the Tokyo Metropolitan Government Building



We offer tours of the building and its observation rooms.



Tour Guide Services

Many guided tours are offered to visit various attractive spots in Tokyo.

■ Languages: English, Korean, Chinese, German, French, Italian and Spanish

■ Dates and departure times: Tours depart daily at 1:00p.m. except on the year-end and New Year holidays.

*Course 12 departs at 10:00a.m.

*Courses 2, 8, and 9 leave at 10:00a.m. and 1:00p.m.

*Please come to the Meeting point 15 minutes prior to the departure time.

■ Reservations: Required at least three days in advance.

■ Meeting point: Tokyo Tourist Information Center at Busta Shinjuku (Shinjuku Expressway Bus Terminal, 3F)

*Tours are for up to five people.

*Participants are required to pay the costs for accompanying tour guides.

*This guide service is provided by volunteers, and transportation is mainly by public transport or walking.

*Departure times and costs are subject to change.

ROUTE 1 Strolling in Gardens and Experiencing a Tea Ceremony

about 3 hours

ROUTE 2 Shinjuku, the center of Tokyo! Learn about Japan's trends in department store basements and while shopping

about 2.5 hours

ROUTE 3 The Asakusa Route

about 3.5 hours

ROUTE 4 A town of Sumo with the Atmosphere of Edo

about 4 hours

ROUTE 5 The East Gardens of the Imperial Palace and the Outer Garden

about 3 hours

ROUTE 6 30 minutes from Shinjuku; Journey to Enjoy History and Nature

about 3.5 hours

ROUTE 7 View the Tokyo metropolis from new angles: the sky and the sea

about 4 hours

ROUTE 8 Exploring Streets and a Shrine of Harajuku

about 3 hours

ROUTE 9 Streets in Japan and an Oasis in Central Tokyo

about 2.5 hours

ROUTE 10 Modern Japanese Architecture and tour of the National Diet Building

about 3.5 hours

ROUTE 11 Introduction to Japanese gardens, tea, food, craftsmanship, and Japanese culture

about 4 hours

ROUTE 12 Experience rich nature, the mountain, and the Japanese spirit at Mt. Takao

about 6.5 hours

ROUTE 13 Visit places of spiritual calm of temples, nature, sophisticated streets, and the Japanese spirit

about 3.5 hours

For more information, booking and other tours, check our website!

www.gotokyo.org/en/guide-services/

GO TOKYO Volunteer Guides

Search



Free Wi-Fi Services

Tokyo has a rapidly growing number of areas that provide Internet access services with public wireless LAN. You can enjoy high-speed wireless Internet connections at a wide variety of locations in the city, including cafes, stations, and airports.

TOKYO FREE Wi-Fi

Where: Around Tokyo

How: Select SSID "FREE_Wi-Fi_and_TOKYO", launch your web browser and tap "Access the Internet here". Then, there are two ways. 1) Register your email address. After provisional registration, receive an email with URL and tap the URL to complete your registration. Or, 2) Select a SNS, and log in via the SNS you selected.



Languages: EN 簡 繁 韓

Metro Free Wi-Fi + Toei Subway Free Wi-Fi

Where: 210 subway stations in Tokyo

How: Select the "Metro_Free_Wi-Fi" or "Toei_Subway_Free_Wi-Fi" SSID, launch your web browser, and follow the instructions on the screen (you will be required to register your e-mail address), and you will be connected to the internet.



Languages: EN 簡 繁 韓

NTT East FREE Wi-Fi Japan

Where: A wide range of areas inside and outside Tokyo

How: Present your passport at an available location, and receive a card with an ID and password required for Wi-Fi Internet access.



Languages: EN 簡 繁 韓 日

HANEDA FREE WIFI

Where: Terminal 1, 2 and 3 at Haneda Airport

How: Select SSID "HANEDA-FREE-WIFI", launch your web browser and tap "Connect to Internet".



Languages: EN 簡 韓

JR-EAST FREE Wi-Fi

Where: - Several JR East Japan and Tokyo Monorail stations - JR EAST Travel Service Center - On board the Narita Express

How: Activate your browser and follow the instructions on the screen to connect to the Internet. For the first time only, you are required to register your e-mail address.



Languages: EN 簡 繁 韓

Japan Wi-Fi auto-connect

Where: Available in airports, trains, convenience stores, and cafes throughout Japan

How: Just install the app, register as a user, and go to a Wi-Fi spot to connect automatically.



Languages: EN 簡 繁 韓 日

Other languages: Vietnamese, Indonesian, Malay, Tagalog, French, Spanish, German, Italian, Russian, and Portuguese

FREE Wi-Fi Passport

Where: About 400,000 spots in Japan

How: Select "SoftBank" as your roaming provider in advance. Call the dedicated number* and get the password from the audio guidance. Select ".FREE_Wi-Fi_PASSPORT" and enter your ID (phone number) and password at the login screen. *The dedicated number is different depending on the language. Please see the website.



Languages: EN 簡 繁 韓

FREESPOT

Where: About 14,000 spots in Japan

How: Select SSID "freespot=Security-Password(AES)" and enter the password "freespot". After you successfully connected to FREESPOT, register your device by following the instructions on the screen of the web browser. (SSID may vary from place to place)



Languages: EN 簡 繁 韓



For more information: [WEB www.gotokyo.org/en/](http://www.gotokyo.org/en/)

EN English 簡 Chinese (Simplified) 繁 Chinese (Traditional) 韓 Korean 日 Thai

General Information for Tourists



Climate

There are four distinct seasons. Spring –March to May– and autumn –September to November– are comfortable. However, there are many rainy days (rainy season) from mid-June to July. In summer, it is hot during the day and humid at night. In winter, there are many clear days but it is often cold and dry.



Currency exchange, changing money

As of August 9, 2021, US\$1=¥110.13
Money can be exchanged at currency exchange counters located mainly at banks, post offices, hotels and airports.



Postal services

Mail can be sent from Japan to abroad at the post office. Postcards and letters can be left at the front desk of your hotel or dropped in a post box on the street or at a tourist site. All postcards cost ¥70. Letters vary from ¥90 to ¥230, depending on the destination.



Smoking

Although smoking is prohibited in most public facilities as a general rule, there are some facilities with smoking areas. Smoking is prohibited when specified in the streets of downtown areas, shops, restaurants, etc.



Consumption tax

Consumption tax at shops, restaurants, etc. is 10%. Please note whether the tax is included in the indicated price depends on the shop and product. Foods and beverages are subject to the reduced tax rate of 8% in some cases. Visit the following website for more information.

tax-freeshop.jnto.go.jp/eng/consumption_tax.php

Tax-free system

The requirement for tax exemption is the purchase of general items (electric appliances, clothing, accessories, etc.) worth over 5,000 yen at the same shop on the same day by the same person. For consumable items (food, drinks, medicine, cosmetics, etc.), tax exemption applies for purchases above 5,000 yen but below 500,000 yen at the same shop on the same day by the same person. For combination of general items and consumable items, tax-exemption applies under the same conditions as consumable items. Please see the Japan Tourism Agency website for details.

Japan. Tax-free Shopping Guide

tax-freeshop.jnto.go.jp/



Japan. Tax-free Shop

An accommodation tax is levied when staying at hotels in Tokyo.

Room charge (one night per person)	Less than ¥10,000	¥10,000 to less than ¥15,000	¥15,000 or more
Amount of tax	Tax-free	¥100	¥200

*The tax is used for the promotion of tourism in Tokyo, such as the issuing of this publication and the enhancement of the quality of tourist information services.



Currency

The yen (¥) is the currency of Japan. Bills come in denominations of ¥10,000, ¥5,000, ¥2,000, and ¥1,000. (Nowadays ¥2,000 bills are rare)
Coins come in denominations of ¥500, ¥100, ¥50, ¥10, ¥5 and ¥1.



ATMs that accept overseas credit cards

Credit cards such as VISA, MasterCard, Diners Club, and American Express, as well as cash cards with logos issued by major banks of the world such as PLUS and Cirrus can be used with Japan Post, SEVEN BANK ATMs and AEON BANK located in Japan.

*Please visit the websites of the card companies for information on other ATMs.

Yuchu ATMs in Japan

www.jp-bank.japanpost.jp/en/ias/en_ias_index.html

SEVEN BANK Seven Bank ATMs

www.sevenbank.co.jp/intlcard/index2.html

AEON Bank AEON BANK

www.aeonbank.co.jp/atm/en/



Voltage, power

The voltage in Japan is 100V. The frequency is 50/60Hz. A voltage transformer should be used with electronic items brought over from overseas. The double socket outlet is standard.



Tap water

Since Tokyo has an excellent water supply system, it is safe to drink straight tap water.



Business Hours

Banks 9:00–15:00 ☒ Sat., Sun. and national holidays **Post Offices** 9:00–17:00 ☒ Sat., Sun. and national holidays
Department Stores 10:00–20:00 ☒ Varies depending on the store
Government Organizations 9:00–17:00 ☒ Sat., Sun. and national holidays

Safety While Traveling

Preparing for Natural Disasters



Earthquake

When an earthquake occurs, be careful of falling objects and protect your head with an object at hand such as a bag. Don't rush outside in a panic.



When outdoors...

Once the earthquake has stopped, evacuate to an open space along with others, while paying attention to aftershocks, secondary disasters.



When near waterfronts...



Tsunamis may occur, and may happen not only along the coast, but also near rivers. Tsunami waves would be expected to strike land repeatedly. Do not go near waterfronts until the warning is lifted. Watch the actions of people around you and evacuate to higher grounds, or tsunami shelters.



When indoors...

Once the earthquake has stopped, if emergency lights turn on, evacuate by walking along walls, and follow staff instructions. Avoid evacuating by elevators that have not been declared safe.



When safety is confirmed...



Paying attention to aftershocks and secondary disasters, return to your accommodation and get information through websites, TV, radio, etc.



Typhoon / Flood

As the Meteorological Agency provides weather information for disaster prevention, including warnings, get information through websites, TV, radio, etc., and act appropriately.

1. Advisory

The Japan Meteorological Agency will make an announcement when there is a risk of natural disasters due to heavy rain or strong winds.

▶ Pay attention to evacuation procedures announced by local governments. In areas where rain/wind impact is expected, consider evacuating early if there are people who need support (handicapped or elderly people, infants, etc.).



2. Warning

An announcement will be made when there is a risk of a serious disaster, and warnings will be issued in relevant areas.

▶ Pay attention to evacuation information announced by your local government and swiftly evacuate accordingly.



3. Emergency Warning

Emergency Warnings will be announced when there is a high risk of a major disaster which may occur once every few decades, and which far exceeds the standard warning level.

▶ Take appropriate actions in order to ensure safety, such as immediately relocating to a safe area.



Fire

If you are in a shop, evacuate the premises in accordance with the instructions from the staff. If you are in a hotel, make an emergency call to 119 and evacuate through the emergency exit.



**Make an emergency
call to 119**



Heat Stroke

Heat stroke is the general term for various symptoms caused by the body's inability to physically adapt to a hot and humid environment.

Emergency Measures

- ▶ Move to a cool place.
- ▶ Remove excess clothes and cool the body.
- ▶ Replenish water and salt levels.



call to 119



Measures for COVID-19

For visitors to enjoy traveling in Tokyo while avoiding transmission risks, measures for avoiding infection or infecting others are important.

- ▶ Wear a face mask.
- ▶ Practice social distancing.
- ▶ Always remember to wash your hands.
- ▶ Refrain from conversation in public transport.
- ▶ Enjoy the food and drink more with less talk.
- ▶ Begin the day with a health check.

Information for protecting yourself and others

<https://www.gotokyo.org/en/plan/coronavirus-information/index.html>



**Multilingual Visitor Hotline (24H)
on COVID-19**

050-3816-2787

Useful Apps and Services

Emergency Notification



Multilingual

Disaster Preparedness Tokyo App

Tokyo Metropolitan Government's official disaster prevention app is useful not only for everyday but also emergency occasions.

www.bousai.metro.tokyo.lg.jp/1005744/index.html



Multilingual

Tokyo Metropolitan Government Disaster Prevention Website

Tokyo Metropolitan Government's website disseminates the latest information in times of disaster as well as daily information related to disaster prevention. www.bousai.metro.tokyo.lg.jp/



English, Chinese (Simplified/Traditional), and Korean

Japan Official Travel App

"Japan Official Travel App" is the official smartphone app provided by Japan National Tourism Organization (JNTO), delivering up-to-date information about traveling in Japan for a safe and comfortable journey.

www.jnto.go.jp/smartapp/eng/about.html



English

JNTO (Japan Safe Travel) on Twitter @JapanSafeTravel

JST is managed by Japan National Tourism Organization (JNTO), providing foreign visitors safety tips and latest information in case of natural disasters.



English, Chinese, and Korean

Japan Visitor Hotline

Japan National Tourism Organization (JNTO) operates a visitor hotline 24 hours a day, 365 days a year. Please feel free to call for tourist information or assistance in case of accidents or emergencies. www.japan.travel/en/plan/hotline/

050-3816-2787
(24 hours a day)



Medical Information



English, Simplified Chinese, Korean, and Japanese

Tokyo Medical Institution Information Service

You can search medical institutions in Tokyo that can offer services in foreign languages. You can also search by location and by specialty.

www.himawari.metro.tokyo.jp/q13/qport/tomintop/other/fks230.php



Up-to-date News



Multilingual

NHK WORLD-JAPAN

NHK WORLD-JAPAN is the international service of Japan's public media organization NHK. It provides the latest information on Japan and Asia through television, radio and online to a global audience. nhk.jp/world



Multilingual

Travel Japan -The Official Japan Guide

A tourist website for foreign travelers by Japan National Tourism Organization (JNTO). www.japan.travel/en/





When in trouble during your stay



If you have been involved in a traffic accident:

First, calm down and dial 110. Tell them precisely when and where the accident happened along with your name, phone number, and car license plate number.



Make an emergency call to **110**



If you have been robbed, involved in an incident, etc:

First, calm down and dial 110. Tell them precisely when and where the incident happened along with the situation of the damage, your name, phone number, etc.



Make an emergency call to **110**



If you have become sick, injured, etc:

If you have suddenly become sick or injured and require immediate assistance, call 119 right away.

Healthcare Information **p.76**



Make an emergency call to **119**



If you have become lost or have lost something:

The "KOBAN" sign indicates a police box. Police boxes are located in crowded places such as train stations and downtown areas. Police officers are ready 24 hours a day to provide assistance.

Lost and Found inquiry offices **p.76**



Go to a police box

How to make an emergency call to 110 / 119



-When calling from a public phone; pick up the receiver, press the red emergency button, and dial 110 or 119

Dial 110 on your phone

- When calling from a mobile phone, stay where you are and leave the power on.



Describe what happened and have them call an ambulance if someone has been injured.



Calmly describe when and where the accident has occurred.

Dial 119 on your phone

- When calling from a mobile phone, let them know that you are using a mobile phone.



Clearly state whether it is a fire or another emergency.



Give them information such as the address or names of nearby buildings, and describe the conditions of any injured or ill persons.

Digital Signage

Touch the display to search for useful travel information.

This is also a free Wi-Fi hotspot!

Information Provided

Here you can find information on sightseeing spots, events, places to stay, restaurants with multilingual menus, ATMs that accept international cards, coin lockers, etc.

Available Languages

Japanese, English, Chinese (Traditional and Simplified), Korean

In Times of Disaster*

The display will be automatically switched to NHK TV broadcasting or transmission of information regarding the disaster in multiple languages. *In principle, only in times of large-scale disasters with a lower 6-quake or above on the Japanese earthquake scale.



Please see the **i** mark on the map of each area for digital signage locations.

Useful Numbers & Services



Tokyo Tourist Information Centers

Tokyo Metropolitan Government ☎03-5321-3077
Haneda Airport ☎03-6428-0653
Keisei Ueno ☎03-3836-3471

Busta Shinjuku (Shinjuku Expressway
Bus Terminal, 3F) ☎03-6274-8192
Tama (ecute Tachikawa, 3F) ☎042-527-8611

Tokyo Tourist Information Desks: tokyotouristinfo.com/en/

Japan National Tourism Organization (JNTO)

1st Floor Shin Tokyo Building (Tourist Information Center (TIC)) ☎03-3201-3331
3-3-1 Marunouchi, Chiyoda-ku, Tokyo 9:00–17:00 Closed on January 1 [MAP p.27 A2, p.29 C2](#)
www.japan.travel/en/plan/tic/



Transportation

Flight Information

Haneda Airport ☎03-5757-8111
Narita Airport ☎0476-34-8000
Kansai Airport ☎072-455-2500

Train Information

JR-EAST www.jreast.co.jp/e/
Tokyo Metro Information ☎0120-104-767
* ☎0120(NTT)- Free dial calls



Lost and Found Inquiry offices

Tokyo Metro ☎0570-033-777
Toei Transportation (bus and subway) .. ☎03-3816-5711
Tokyo Metropolitan Police Department ☎0570-550-142
Haneda Airport ☎03-5757-8111

Narita Airport* Terminal 1 ☎0476-32-2105
Terminal 2 ☎0476-34-5220
Terminal 3 ☎0476-34-4195

*Before departure passport control / After Customs



Youth Hostels

Japan Youth Hostels, Inc ☎03-5738-0546

Tokyo Central Youth Hostel ☎03-3235-1107



Healthcare Information

Tokyo Metropolitan Health and Medical Information Center (Himawari) ☎03-5285-8181
AMDA International Medical Information Center, Tokyo ☎03-6233-9266
Fire Station Telephone Service (Guidance for medical institutions) ☎03-3212-2323



International Telephone

How to make international phone calls

Dial the access number, 010, area code, and phone number (numbers that start with "0" are generally dialed with the "0" excluded).

Access Numbers

NTT Communications ☎0033
KDDI ☎001
SoftBank Telecom ☎0061



Multilingual Services

Voice Tra

voicetra.nict.go.jp/en/

iOS

Android



Microsoft Translator

www.microsoft.com/en-us/translator/apps/features/

iOS

Android



Embassy

For embassy information: www.mofa.go.jp/about/emb_cons/protocol/

Giant pandas
are very popular



Ueno Zoological Gardens

Japan's first zoo, which opened in 1882

Great accessibility, located in central Tokyo

A baby Asian elephant
was born on October 31, 2020



Real encounters with
lions up close from
Lion Bus



Tama Zoological Park

Dynamic exhibits in the vast premises



Sky-walking orangutans

Tokyo Zoos & Aquarium

* For details, please check the descriptions of the facilities on page 63 and their websites.




One of the largest penguin exhibits in
Japan with more than 150 penguins



Tokyo Sea Life Park

A school of bluefin tuna
swimming in a huge
donut-shaped tank



You can see creatures living in Japan



Inokashira Park Zoo

Squirrel Trail where you can
observe Japanese
squirrels up close



Get a 20% discount on your admission fee
by presenting this brochure.

www.tokyo-zoo.net/english/



動物取扱業者の名称: 公益財団法人東京動物園協会
事業所の名称: 恩賜上野動物園 東京都台東区上野公園 9-83 動物取扱責任者: 富田恭正 展示 17 東京都展第 001465 号 (平成 19 年 5 月 24 日~令和 4 年 5 月 23 日)
事業所の名称: 多摩動物公園 東京都日野市程久保 7-1-1 動物取扱責任者: 杉野隆 展示 16 東京都展第 100646 号 (平成 19 年 3 月 15 日~令和 4 年 3 月 14 日)
事業所の名称: 葛西臨海水族園 東京都江戸川区臨海町 6-2-3 動物取扱責任者: 坂本和弘 展示 17 東京都展第 001489 号 (平成 19 年 5 月 29 日~令和 4 年 5 月 28 日)
事業所の名称: 井の原自然文化園 東京都武蔵野市御殿山 1-17-6 動物取扱責任者: 田畑邦衛 展示 16 東京都展第 100592 号 (平成 19 年 2 月 16 日~令和 4 年 2 月 15 日)



TOKYO TOWER
www.tokyotower.co.jp/en/

Get a sweeping view of Tokyo from the 250-meter tall **TOP DECK!**
Scan here for details and to make reservations!

TOP DECK TOUR



Tokyo City
TOURIST & BUSINESS INFORMATION



Tokyo City i Tourist Information Center
Just 1min. Walk from Marunouchi South Exit of Tokyo Station



Tourist Information



Cafe



Tourist Information



Day-trip Tours



Postal Service



Arrangement
for accommodation
and transportation



Free Wi-Fi



Cafe

tkts

Entertainment and exhibition
tickets are available.



Tokyo Subway Ticket
sales here

Multi-language

EN

中

한




Website URL : <https://en.tokycity-i.jp/>

Open Daily 8:00am-8:00pm/CAFE 7:00am-11:00pm
(Except Jan. 1st and the last Sunday of June)




Tokyo Chuo City's official website : <https://centraltokyo-tourism.com/en>

Open Daily 9:00am-9:00pm
(Except for closure of KYOBASHI EDOGRAND)



Exterior appearance



Interior appearance



Tourist Information



Borrow a WiFi router



Free Wi-Fi



Drop your luggage
and send it to
your next destination

You can experience Japanese culture!!
(Only inside the building)



Tokyo Subway Ticket
sales here

Multi-language

EN

中



Tokyo Chuo City
Tourist Information Center

Tokyo Chuo City Tourist Information Center

Direct connection to the exit No.8, Kyobashi Station on the Tokyo Metro Ginza Line
KYOBASHI EDOGRAND B1. 5min. walk from Yaesu South exit of Tokyo Station.



YouTube channel

Fun to travel in Tokyo!

Convenient E-tickets for exploring Tokyo

Tokyo Multi-value Travel Tickets

<https://ars-tcvb.linktivity.io>



Exchange
for transportation tickets



Admission tickets
to attractions



Convenient E-tickets for sightseeing

**Available for online purchase,
easy to exchange with the QR codes!**

Multi-language support: English, Traditional Chinese, Simplified Chinese, Korean and Japanese

Which are the trendy tourist spots?

How to get there?

Feel free to ask a Tokyo tourist guide expert via **phone** or **online chat!**

Home or Any location

Tokyo tourist information is available from anywhere.

Online Tourist Guide



Tokyo Tourist Online Guide

Tokyo Tourist Information Center

* Languages supported: English, Japanese, Chinese and Korean

Access from here ▶ <https://www.gotokyo.org/en/plan/online-tourist-guide/index.html>



Tokyo Gourmet, enjoy by

EATO東京
TOKYO RESTAURANT SEARCH ENGINE



Multilingual support

Learn how to enjoy and table manners in Japanese cuisine!


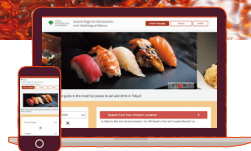
Posting around **1,900** restaurants!
Their multilingual menus are also available!



TOKYO METROPOLITAN GOVERNMENT

Find restaurants from here!

menu-tokyo.jp/index.php?lang=en



Over **100** restaurants in Tokyo!



Check the Guidebook
*Available in English

Includes many restaurants that **vegans and vegetarians** can enjoy!

TOKYO Vegan & Vegetarian Restaurant Guide



TCVB

公益財団法人 東京観光財団
Tokyo Convention & Visitors Bureau

Around **180** restaurants and facilities for Muslim visitors!



Check Muslim-friendly restaurants, mosques and hotels!

Check the Guidebook
*Available in English

TOKYO MUSLIM Travelers' Guide

All Questions to

GO→TOKYO


The Official Tokyo Travel Guide



<https://www.gotokyo.org/en/>



Tokyo Tourist, anytime during your travel, check out array of handy brochures!



Search by:

- Area
- Category
- Text, or more!

Point
1

Over **500** brochures
covering a total of
six tourist-friendly categories!



- Tourism
- Food
- Events
- Shopping
- Accommodation
- Transportation

Point
2

Six categories
supported by
five languages



Access from here



TOKYO Brochures

<https://www.gotokyo.org/book/en/>

Tokyo Metropolitan Government

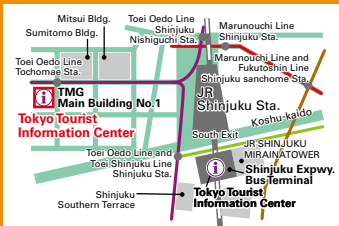
Main Building No.1, 1F

2-8-1 Nishi-shinjuku, Shinjuku-ku

☎03-5321-3077

🕒9:30-18:30

- ☑Year-end & New year season and inspection days of the T.M.G. Building.
- Internet Service available
- Free Wi-Fi available



Tokyo Tourist Information Centers



We provide sightseeing information, transportation tips, and can offer accommodation recommendations.

Need a map?

Feel free to drop by!

*Check beforehand as situations may change.

Busta Shinjuku

Shinjuku Expressway Bus Terminal, 3F

5-24-55 Sendagaya, Shibuya-ku

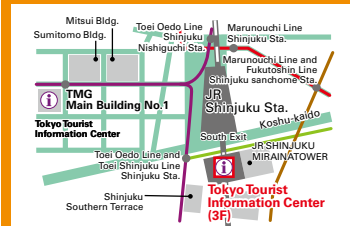
☎03-6274-8192

🕒6:30-23:00

☑Open 365 days

Internet Service available

Free Wi-Fi available



Haneda Airport

Terminal 3, 2F

2-6-5 Hanedakuko, Ota-ku

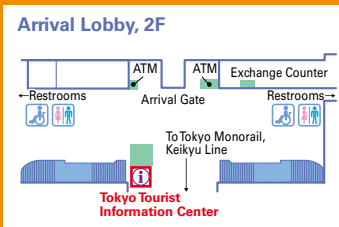
☎03-6428-0653

🕒Open 24 hours

☑Open 365 days

Internet Service available

Free Airport Wi-Fi available



Keisei Ueno

In front of the ticket gate

1-60 Uenokoen, Taito-ku

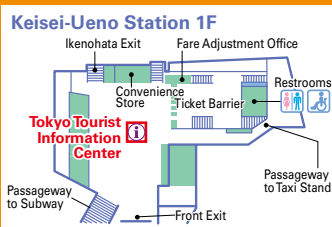
☎03-3836-3471

🕒8:00-18:30

☑Open 365 days

Internet Service available

Free Wi-Fi available



Tama

ecute Tachikawa, 3F

3-1-1 Shibasaki-cho, Tachikawa City

☎042-527-8611

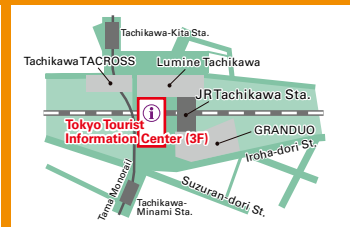
🕒Monday-Saturday 10:00-21:30

Sundays and holidays 10:00-21:00

☑Open 365 days

Internet Service available

Free Wi-Fi available



Japanese Prefectural Tourism Promotion Corner

The corner offers tourist information about attractions in various locations of Japan.

Tokyo Metropolitan Government Main Building No.1, 1F 2-8-1 Nishi-shinjuku, Shinjuku-ku

☎03-5321-0566 🕒9:30-18:30 ☑Year-end & New year season and inspection days of the T.M.G. Building.

*Check beforehand as situations may change.

WEB "GO TOKYO" - The Official Tokyo Travel Guide

Filled with the latest information on sightseeing in Tokyo. Please be sure to visit our website.

www.gotokyo.org/en/



Tokyo Convention & Visitors Bureau

6th Floor Nissin Building, 346-6 Yamabuki-cho, Shinjuku-ku, Tokyo 162-0801

www.tcvb.or.jp/en/



2022/3