

See, Play, Stay

Discovery!

SHINAGAWA

Also introducing
**Japanese
Customs and
Manners**

to know before you go for
a more enjoyable trip



See, Play and Stay for a Meaningful Japan Experience!

```

graph TD
    Narita[Narita International Airport  
成田空港] -- "Keisei Skyliner  
京成スカイライナー  
38 min" --> Nippori[Nippori  
日暮里]
    Nippori -- "JR  
24 min" --> Shinjuku[Shinjuku  
品川]
    Shinjuku -- "JR  
7 min" --> Hamamatsucho[Hamamatsucho  
浜松町]
    Haneda[Haneda International Airport  
羽田空港] -- "Keikyu Airport Limited Express  
京急エアポート快特  
11 min" --> Shinjuku
    Shinjuku -- "Tokyo Monorail  
東京モノレール  
20 min" --> Hamamatsucho
  
```

Narita International Airport
成田空港

Keisei Skyliner
京成スカイライナー
38 min

Nippori
日暮里

JR
24 min

Narita Express
成田エクスプレス
68 min

Narita Limousine Bus
空港リムジンバス
80 min

Shinjuku
品川

Keikyu Airport Limited Express
京急エアポート快特
11 min

JR
7 min

Haneda International Airport
羽田空港

Tokyo Monorail
東京モノレール
20 min

Hamamatsucho
浜松町

-
- A map of the Shinjuku-Shinjawa Line route. The line is shown as a black line with white dots representing stations. The route starts at Shinjuku (新宿), goes to Shibuya (渋谷), then to Tokyo (東京). From Tokyo, it branches to Haneda International Airport (羽田空港) and Narita International Airport (成田空港). The line also goes to Yokohama (横浜). A black box with white text 'Shinjawa 品川' is connected to the line by a black arrow.



A large crowd of people is gathered on a beach for a water festival. In the foreground, a blue boat is partially visible. The background shows a city skyline with various buildings.

SHINAGAWA MAP

CONTENTS

- P3 Sightseeing P5 Experience P7 Gourmet
P9 Shopping P11 Hotels & Public Baths P13 Getting Around

Sightseeing

- T-1 Shinagawa Shrine P3
T-2 Honsenji Temple P3
T-3 Horenji Temple P3
T-4 Yogyokuin Nyoraiji Temple P3
T-5 The Cruise Club Tokyo P4
T-6 Hara Museum of Contemporary Art P4
T-7 T.Y.HARBOR P4

Experience

- E-1 Funasei P5
E-2 PIGMENT P5
E-3 Kawara-wari Dojo (Ishikawa Shoten) P5
E-4 TOKYO CITY KEIBA (Oi Race Track) P6
E-5 Shinagawa Aquarium P6
E-6 Kimono Photo Studio Wa P6
E-7 Kita Nogakudo P6

Gourmet

- G-1 Sushi Shinagawa Aoi P7
G-2 Soba Shinagawa Okina P7
G-3 Yakimiku Inada P7
G-4 Meat Bistro Marumiche P7
G-5 Chinese Noodles Tagano P7
G-6 Hamadaya P8
G-7 Ryo P8
G-8 Western-style Restaurant Toka P8
G-9 King and Strawberry P8

Shopping

- S-1 Togoshi-ginza P9
S-2 Kita-shinagawa Shotengai P9
S-3 Musashi-koyama Shotengai Palm P10
S-4 Nakanobu Skip Road P10
S-5 AEON STYLE Shinagawa Seaside P10
S-6 Ito-Yokado Oimachi P10

Hotels

- H-1 Guesthouse Shinagawa Shuku P11
H-2 Bamba Hotel P11
H-6 Tokyo Marriott Hotel P12
H-7 Dai-ichi Hotel TOKYO SEAFORT P12
H-8 Daiwa Roynet Hotel Tokyo-Osaki P12
H-9 New Otani Inn Tokyo P12
H-10 OURS INN HANKYU P12
H-11 Toyoko Inn Shinagawa Konan-guchi Tennozu Isle P12

Hot springs

- H-3 Togoshi-ginza Onsen P11
H-4 Musashi-koyama Onsen Shimizu P11
H-5 Nakanobu Onsen Matsunoyu P11

Tourist Information Center

- Shinakan PLAZA P15
info&cafe SQUARE P15

7



Sunflowers

8

August

9

September



Cosmos flowers

10

October

11

November



Maple leaves

12

December

Yogyokuin Nyoraiji Temple Thousand Lantern Festival (Aug. 13)

More than 1,000 lanterns are lit around the temple, wrapping it in soft light.



Oi Dontaku Summer Festival (Late August)

Many events such as the Bon Odori, dances and music festivals are held in front of Oimachi Station.



Meguro Sanma Festival (Early September)

Based on the title "Meguro Sanma" from a classic comical story, 7,000 sanma fish (Pacific saury) from Miyako in Iwate Prefecture are handed out for free.



Shinagawa Shukuba Festival (Late September)

You'll feel like you've traveled back in time to the Edo Period at this tremendous event. The Oiran Dochu parade is a must-see!



Ikedayama Park Autumn Leaves (November)

Mt. Ikeda, known as a sacred place in recent years, is famous for autumn leaves.

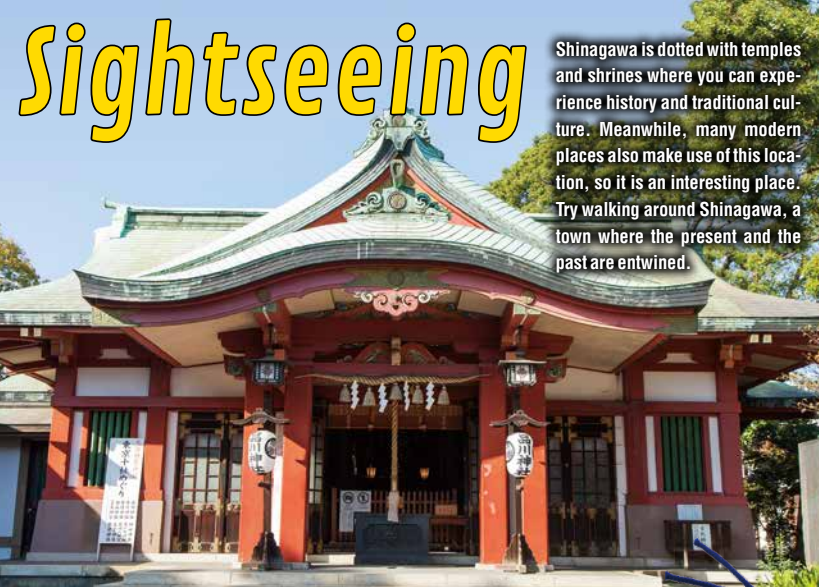


Meguro River Winter Illuminations (December)

A display of "winter cherry blossoms" made from glittering pink LED lights illuminates the area along the Meguro River.



Sightseeing



Shinagawa is dotted with temples and shrines where you can experience history and traditional culture. Meanwhile, many modern places also make use of this location, so it is an interesting place. Try walking around Shinagawa, a town where the present and the past are entwined.



Ana Inari Shrine

Shinagawa-jinja Shrine T-1

品川神社

A shrine with a long, proud history established in 1187. It is full of sights to see such as the stone torii gate with dragon carvings and a miniature Mt. Fuji. If you walk through the red torii gate to the right of the offering box, you will find Ana Inari Shrine which is popular as a lucky spot for economic fortune.

- 📍 3-7-15 Kita-shinagawa, Shinagawa-ku
- 📅 Open year-round 🕒 Free worship
- 🌐 <http://10jinja.tokyo/shinagawajinja.html>

A wooden ema tablet with a wish for safety when driving or using public transportation



Honsenji Temple T-2

品川寺



The Temple Gate

The oldest temple in Shinagawa ward which is said to have been founded between 806 and 810. Jizo guardian statues watch over the people who walk through the city. Cherry blossoms bloom in spring, while the brilliant yellow of the large ginkgo leaves in autumn is stunning.

- 📍 3-5-17 Minami-shinagawa, Shinagawa-ku
- 📅 Open year-round 🕒 6:00-17:00 🌐 <http://honsenji.net/>



Horenji Temple T-3

法蓮寺



A historical temple that began as a house of the local ruling Ebara family. The god Ebisu who brings economic prosperity and happiness is enshrined here. In spring, the weeping cherry trees by the temple gate are beautiful.

- 📍 3-6-18 Hatanodai, Shinagawa-ku
- 📅 Open year-round 🕒 9:00-17:00
- 🌐 <http://www.hourenji.or.jp/>



Ebisu (economic prosperity)

Tour of the Seven Deities of Good Fortune in Ebara

荏原七福神めぐり

The Tour of the Seven Deities of Good Fortune is a Japanese traditional event that brings luck such as household harmony, economic prosperity and long life.



A card for collecting the red stamps at each of the seven temples (1,500 yen). You will receive a wooden ema tablet if you collect all seven.

- Time period: from Jan. 1
- 🌐 <http://ebara-shichifuku.com/>

Hotei-son
(Luck, longevity and fortune)



Yogyokuin Nyoraiji Temple T-4

養玉院 如来寺



The grounds have a reputation for being a place to enjoy the beauty of the four seasons, such as the cherry blossoms in spring and colored leaves in autumn. Five statues of Nyoraiji — the great image of the Buddha in Oi — are enshrined in the main worship hall.



- 📍 5-22-25 Nishi-oi, Shinagawa-ku
- 📅 Open year-round 🕒 9:00-17:00 🌐 <https://www.yougyokuin.com/>

Manners & Rules

Checklist

- ☐ Having a map will be useful here.
- ☐ Make sure to check the festival dates in advance.
- ☐ Check the best season for cherry blossoms, autumn leaves, etc.
- ☐ Check if photos are allowed.
- ☐ Don't enter areas marked as "no entry."



Do not touch the buildings

Be careful not to damage or write on cultural properties such as temple or shrine buildings or Buddhist statues. Don't pick plants or take animals back with you. Hold on to them through memories and photos instead.

Please watch quietly

Since ancient times, temples and shrines have been holy places of worship. Please worship quietly and calmly, and do not make overly loud noises. Your prayer in good manners will be answered.



Smoke only in designated smoking areas
Smoking is forbidden in the facilities, courtyard and garden as well as on the street. Please smoke in designated smoking areas.



Prepare change for the festival

Most food stands do not accept credit cards. There are no places to exchange currency either, so please prepare change in advance.

The Cruise Club Tokyo T-5

ザ・クルーズクラブ東京



This ship is both a French restaurant and a clubhouse. On the restaurant ship, you can enjoy stunning views of Tokyo from the deck after lunch or dinner.

- 📍 Sea Fort Square 1F, 2-3-16 Higashi-shinagawa, Shinagawa-ku (Club House)
- 🕒 Lunch Cruise Sat./Sun./Holidays 12:00-13:40
Dinner Cruise 19:00-21:00 *Other plans available
- 🌐 <https://cctokyo.co.jp/>



Tennoz Isle

天王洲アイランド



A charming island with open waterfront scenery. The boardwalk along the water is a relaxing area lined with sophisticated shops and dining establishments.

Hara Museum of Contemporary Art T-6

原美術館



"My Drawing Room"
— Yoshitomo Nara
Installed August 2004
Photo by: Keizo Kioku

The Hara Museum of Contemporary Art opened in 1979 after renovations to a personal home built in 1938. Also popular is the café that commands a view of the courtyard garden with its beautiful lawn (available only for museum visitors).
*Planned to close on Dec. 31, 2020

- 📍 4-7-25 Kita-shinagawa, Shinagawa-ku 🗓 Mon. (if Monday is a national holiday the museum will be open and closed the following weekday), New Year's holidays *The museum may close during transitions between exhibits 🕒 11:00-17:00 (Entry is permitted until 30 minutes before closing) *The museum stays open until 20:00 on Wednesdays with the exception of holidays 🌐 <http://www.haramuseum.or.jp/>

T.Y.HARBOR T-7



A large restaurant that also brews beer. Experience modern American dining and craft beer along with the view panning out before your eyes.

- 📍 2-1-3 Higashi-shinagawa, Shinagawa-ku
- 🗓 Open year-round
- 🕒 11:30-LO 14:00 / 17:30-LO 22:00.
Sat./Sun./Holidays 11:30-LO 15:00/17:30-LO 22:00
- 🌐 <https://www.tysonsjp.tyharbor/>

Guide to... WORSHIP

Shinto shrines and Buddhist temples are different places of worship. Methods for worship also differ slightly, so be careful when praying.

1 Please enter from the entrance

Shrine

Bow in front of the torii gate at the entry before entering the shrine. It is a rule that the middle of the shrine path be kept for gods and people walk on the sides.



Temple

In front of the temple gate, put your hands together before entering. Don't forget to remove your hat.



2 Clean your hands in the purifying water

Scoop up some water with the ladle and pour the water on your left hand first, followed by your right. Next, fill your left hand with water and use it to rinse your mouth. Finally, use the remaining water to rinse the ladle's handle for the next person.



3 How to pray

Shrine

Put money in the offering box and ring the bell. After bowing deeply twice, clap your hands in front of your chest twice, put your hands together and pray. Finally, bow deeply one last time.

Temple

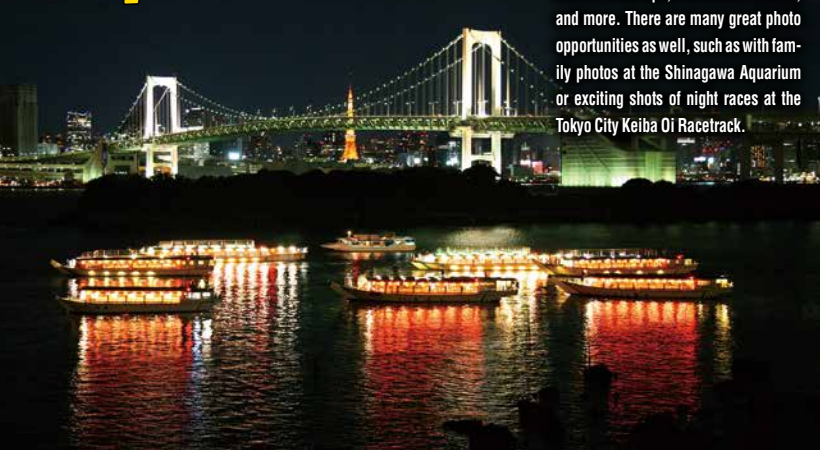
Put in coins as an offering before the main worship hall, then quietly put your hands together in front of your chest and pray.



If you visit a temple or shrine to pray, you can pay a small fee to receive a "go-shuin," a vermilion stamp that signifies that you prayed there.

Experience

Shinagawa's appeal is that you can have many authentic Japanese experiences through yakatabune boat rides, kimono dress-ups, martial arts lessons, and more. There are many great photo opportunities as well, such as with family photos at the Shinagawa Aquarium or exciting shots of night races at the Tokyo City Keiba Oi Racetrack.



Funasei E-1

船清

These Japanese boats known as yakatabune — where you can enjoy Japanese cuisine such as tempura — are just like floating Japanese restaurants. They are also great for beautiful views of famous Tokyo sights such as Rainbow Bridge.

📍 1-16-8 Kita-shinagawa, Shinagawa-ku (boarding area) 🕒 Only one boat goes out in the evening (schedule not set) / The cruise takes approximately 2 hours and 45 minutes *Reservations required

🌐 <https://www.funasei.com/english/>

*For inquiries and reservations, email HIS Travel Agency (right) ⇒ harajukutic@his-world.com



PIGMENT E-2



A lab with rare and high-quality materials. More than 4,500 paints and 600 types of brushes are available. The studio's interior design by Kuma Kengo is also beautiful.

📍 TERRADA Harbor One Bldg. 1F, 2-5-5 Higashi-shinagawa, Shinagawa-ku

🕒 Mon. & Thu. 🕒 11:30-19:00

🌐 <https://pigment.tokyo/>



Kawara-wari Dojo (Ishikawa Shoten) E-3

かわら割道場 (石川商店)



The Kawara-wari, a performance even elite karate athletes do only on special occasions, can be enjoyed by women and children. Various plans are available, from breaking one piece to attempting 30. Special prizes are awarded to those who do well.

📍 2-2-3 Ebara, Shinagawa-ku

🕒 Unscheduled closings

🕒 9:00-17:00 *Reservations required

🌐 <https://riverstone-roofing.com/kawarawari/>



Manners & Rules

Checklist

- ☐ Check the entry fee and operating hours.
- ☐ Check the event and exhibition schedule.
- ☐ Get a building guide pamphlet for each facility.
- ☐ Find special souvenirs of each facility that you can only get there.
- ☐ Make sure to return any items you borrow.



Put your trash in the designated place

Japanese facilities are very clean because everyone is careful not to get them dirty. There are special garbage cans just for PET bottles or empty cans, so be sure to sort and throw away your trash properly.



Warning about taking photos

Check whether there are any signboards or papers warning about photography. Even if photography is allowed, avoid using the flash in aquariums or race tracks because it causes the animals stress.

Eating and drinking is not allowed at most facilities

Food and drink are prohibited at art museums, museums and aquariums. If you go to the facility's café or restaurant, perhaps you will be able to enjoy a special menu item.

Use the toilet properly

Wait in line to use the toilet. Be careful not to confuse the flush button with the emergency call button.

TOKYO CITY KEIBA (Oi Racetrack) E-4

東京シティ競馬 (大井競馬場)



A race track famous for its nighttime "twinkle races." You'll feel the power of horses racing right before your eyes. You can experience a must-try nikomi-don (a rice bowl with stewed pluck) inside the beautifully illuminated race track.

📍 2-1-2 Katsushima, Shinagawa-ku
🌐 <https://www.tokyo-city-keiba.com/>

🕒 Race days are listed on the webpage

Kimono Photo Studio Wa E-6

着物フォトスタジオ 和



Silk kimono can be worn so easily here that even complete beginners can give it a try. The staff speak Japanese and English. Be careful because reservations are required and there are limits on the number of people allowed.

📍 Unit 804, Meguro Nishiguchi Mansion #1, 2-24-13 Kami-osaki, Shinagawa-ku
📅 Sun. & holidays (including New Year's)
🕒 10:00-18:00 (last reception at 16:00) *Reservations required one day prior to participating
🌐 <http://www.kimono-wa.com/>



Shinagawa Aquarium E-5

しながわ水族館



Seal Tunnel



Jellyfish Tank

An aquarium where you can meet sea animals like cute dolphins, penguins and seals. This is also a spot where you will want to take photos of jellyfish gracefully dancing in an LED-lit tank.

📍 3-2-1 Katsushima, Shinagawa-ku
📅 Tue. (open during Golden week and school vacations), Jan. 1
🕒 10:00-17:00 (last entry at 16:30), restaurant open until 19:00 *Varies depending on the season
🌐 <http://www.aquarium.gr.jp/>



Jumping Dolphin Parfait

Kita Nogakudo E-7

喜多能楽堂



This is the main hall where 450 years of Kita-style historical Noh is performed. Outside regular schedules, they host various activities such as a children's workshop and performances for beginners and international guests..

📍 4-6-9 Kami-osaki, Shinagawa-ku
🕒 The performance schedule is on the webpage
🌐 <http://kita-noh.com/>

Guide to...YAKATABUNE



A yakatabune where you can enjoy delicious tempura and sashimi as you look across the waterfront. The cherry blossom-viewing course and the fireworks course are especially popular. The following facilities are available on board: A/C and heating, karaoke and flushable toilets.

1 Reservations are required

A shared cruise is available for small groups such as families or couples. Operating days for shared boats differ depending on the season, and there are also restrictions on the number of people, so be sure to make a reservation on the webpage or by phone in advance.

*Please make a reservation for two or more



2 Never be late!

If you are late for the meeting time, the boat will depart without you. Make sure to arrive on time.



3 Remove your shoes

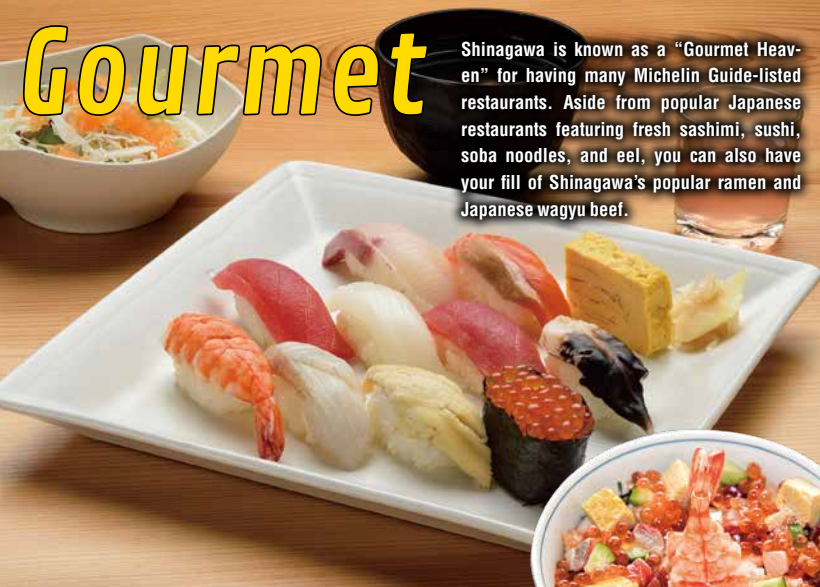
This is a Japanese-style tatami room on the ship. There are also boats with sunken table-style seating intended for international guests.



Check here for details about the yakatabune boats! ➡

Funasei: YAKATABUNE.TOKYO <http://yakatabune.tokyo.e.aad.hp.transer.com/>
Tokyo Yakatabune Association <http://www.yakatabune-kumiai.jp/en/>

Gourmet



Shinagawa is known as a “Gourmet Heaven” for having many Michelin Guide-listed restaurants. Aside from popular Japanese restaurants featuring fresh sashimi, sushi, soba noodles, and eel, you can also have your fill of Shinagawa’s popular ramen and Japanese wagyu beef.

Sushi Shinagawa Aoi 6-1

寿司 しながわ 葵

A spot where you can appreciate the skills that have been shaped over approximately 30 years of training at a famous sushi restaurant. The owner goes to the market himself to choose the freshest fish for must-try items that taste as beautiful as they look.

📍 Aoyoko Bldg. 4F, 3-5-3 Minami-shinagawa, Shinagawa-ku 🗓 Mon.
🕒 11:30–LO 14:00/18:00–LO 21:30 Sat./Sun./Holidays 18:00–LO 21:30

Yakiniku Inada 6-3

焼肉 稲田

Authentic Yukhoie



A yakiniku restaurant directly run by its owner, Yazawa Meat butcher shop. Delicacies such as luxurious A5 black-haired wagyu beef are prepared using only the finest ingredients. The skilled staff members make a sauce that enhances the flavor of the meat.

📍 Trust Link No. III Bldg. 2F, 2-13-45 Kami-osaki, Shinagawa-ku 🗓 New Year’s holidays
🕒 17:00–LO 23:30, Sun. and holidays 16:00–LO 22:30
🌐 <http://www.kuroge-wagyu.com/hi/>

Meat Bistro Marumiche 6-4

肉ビストロ マルミチエ



A meat bistro where you can eat Japanese wagyu beef at reasonable prices. The 3-type set — which lets you try black-haired wagyu lean beef, aged beef and marbled beef — is the most popular.

📍 1-4-8 Nishi-gotanda, Shinagawa-ku 🗓 Sun. (Open on Sunday in lieu of Monday if the following Monday is a national holiday) 🕒 Mon.–Fri., days before a holiday 17:00–1:00, Sat. and holidays 17:00–LO 23:00
🌐 <http://bistro-marumiche.com/>



3-type set

Soba Shinagawa Okina 6-2

手打ちそば しながわ 翁



Cold soba noodles with dipping sauce

This restaurant has been listed in the Tokyo Michelin Guide for three years in a row since 2015. The stone-ground flour is made into their remarkable soba noodles by hand and exhibits a phenomenal taste, fragrance and smoothness.

📍 1-8-14 Kita-shinagawa, Shinagawa-ku 🗓 Sun., 2nd/4th/5th Mon. *Some unscheduled closings for holidays
🕒 11:00–LO 14:00, Wed./Thu./Fri. 11:00–LO 14:00/17:30–LO 20:00, Sat. and holidays 10:00–14:30
🌐 <http://www.009.upp.so-net.ne.jp/sinagawa-okina/index.html>

Chinese Noodles Tagano 6-5

中華そば 多賀野



Special Chinese soba noodles

A ramen shop included in the Tokyo Michelin Guide that always has a long line. Enjoy the clean and rich taste of the special soups made from chicken, pork, and fish. The handmade noodles go so well with them.

📍 2-15-10 Nakanobu, Shinagawa-ku 🗓 Wed. 🕒 11:30–14:30 (closes when the soup runs out)
🌐 <http://www.geocities.jp/taganoya/>

Use the meal ticket machine

Checklist

- ☐ Check the times for lunch and dinner in advance.
- ☐ Check whether you can use credit cards or electronic money.
- ☐ Tell your waiter about any foods you cannot eat when you place your order.
- ☐ Check whether you need to make a reservation in advance.
- ☐ Make sure to contact the restaurant if you will be late for your reservation.

Manners & Rules



What is otoshi?

Otoshi is a small dish that you receive at Japanese pubs without asking for it (adding around 500 yen to your total order). Maybe this unique Japanese custom is easiest to understand if thought of as a table charge.



Order as many dishes as the number of people

It is polite for each person to order something. Especially at lunch time when it is crowded, refrain from taking up a whole table and only ordering one item. Check with the staff if you would like to share an item.

Only order as much as you can eat

In Japan, eating your entire order without leaving any food behind shows that you thought the food was delicious. Also, it is not good manners to leave crumbs or food on the floor.

Relax and enjoy eating comfortably

The best thrill of Japanese cuisine is to appreciate the little things, from the beautiful arrangement of the food to the aroma of the dashi soup. At restaurants and other dining establishments, enjoy dining in a comfortable and relaxed way without making too much noise.



Tempura Rice Bowl (pine class [deluxe])



Unaju, eel rice tray
(bamboo class [special])

Hamadaya G-6

浜田屋

A traditional Japanese restaurant founded over 90 years ago. The plump eel and the superb sauce perfected over generations make a stunning pair. There is also a tempura rice bowl made with fresh ingredients fried in sesame oil.

- 3-25-16 Koyama, Shinagawa-ku
- Tues., 3rd Mon.
- 11:30-LO14:30 / 17:00-LO 21:00
- Sat./Sun./Holidays 11:30-21:00 (LO 20:30)
- <http://www.musashikoyama-palm.com/rs/stores/190/detail>



Sashimi Set



Fresh Fish
Rice Bowl
(Chef's choice)

Ryo G-7

漁

A Japanese pub with a variety of fresh fish brought straight from the market. Though Japanese sake typically goes well with fish, there are also various other types of alcohol available, including local varieties of shochu. The seafood rice bowl at lunch is a bargain!

- 1-20-10 Togoshi, Shinagawa-ku
- Wed. (longer closures once per month)
- 11:30-13:55 / 17:00-23:00



Togoshi Ginza Shochu

King and Strawberry G-9

王様とストロベリー

A café established 33 years ago where you can enjoy pasta and cakes. Many people travel long distances for the King Parfait which is approximately 60 cm tall and weighs about 3.5 kg.

- 3-24-3 Koyama, Shinagawa-ku
- Open year-round 9:00-LO 21:30
- <http://ousamato15.webcrow.jp/>



King Parfait



Western-style Restaurant Toka G-8

洋食工房 陶花

Rice omelet
Tomato ketchup wrap
(lunch menu)



Napolitan

A Western-style restaurant boasting a rice omelet made with chicken breast and a hamburger made with an original demi-glace sauce. The napolitan pasta here has been popular for years, too.

- 2-18-3 Hiratsuka, Shinagawa-ku
- Thu., 3rd Wed.
- 11:30-LO 14:30 / 17:00-LO 22:00
- <http://touka-togoshi.jp/>

Guide to... MEAL TICKETS



(Ex.) Chinese Noodles Tagano's meal ticket machine

1 Check the menu

Decide what you want to order from the menu or signboard in advance.



2 Put money in here

Bills and coins go in different places, so be careful.



3 Choose the button for what you want to eat

There are not many restaurants with multilingual meal ticket machines; if there are photos, use those for reference. If there are not any photos and you can't read the writing, try choosing the top left option because standards and favorites are usually on the top left button.



Ask a staff member if you have any difficulties.
"Which one would you recommend?"
"どれがおすすめですか?"
(Dore ga osusume desuka?)

4 Take the meal ticket and your change

Change may not come out automatically unless you press the "otsuri" button or lever on the ticket machine, so please be careful.



5 Give your ticket to a staff member

Give your ticket to a staff member and take a seat.



Shopping

Shinagawa is called a Shopping Street Heaven and has a lot of well-known shopping streets which are often introduced on TV and SNS. You can enjoy a day walking and eating as well as hunting for souvenirs. The large-scale supermarket packed with goods is also convenient.



Togoshi-ginza S-1

戸越銀座

The longest shopping street in Tokyo stretching approximately 1.3 km in total. With a rich selection of shops alongside plentiful cheap and delicious food, we recommend walking as you eat. The old town area is also charming.

<http://www.togoshiginza.jp/>



Photo KANON

フォトカノン



Aside from photo images and prints, fashionable camera accessories are also sold here. There is a rental gallery, and various exhibits are held here.

2-1-3 Togoshi, Shinagawa-ku 木 Thu.

10:00-20:00 <http://www.photokanon.com/>

Floresta Togoshi-ginza Store

フロresta 戸越銀座店

A doughnut shop which makes healthy doughnuts using as few additives as possible. Their cute "animal doughnuts" are popular.

2-18-8 Hiratsuka, Shinagawa-ku

3rd Tue.

10:00-20:00

http://www.nature-doughnuts.jp/shop/070_togoshiginza.htm



Kita-shinagawa Shotengai S-2

北品川商店街

A shopping street which originally prospered as an "inn town" along the old Tokaido Road. Rows of shops here offer everything from delicious food to daily necessities, and the area is full of temples, shrines, and other places where you can feel the atmosphere of Japan's traditional culture.

<http://k-shina.com/>

Maru-ya Hakimonoten

丸屋履物店

This footwear shop which was founded in 1865 sells geta slippers and zori sandals. They also handle approximately 1,000 types of sandal straps for order-made footwear.

2-3-7 Kita-shinagawa, Shinagawa-ku

日 Sun. 9:00-19:00, Holidays

9:00-17:00 <https://www.getaya.org>



Shinagawa Kasho (Dessert artisans) Kyo-an

品川菓匠 孝庵

A shop with handmade Western sweets crafted with the finest ingredients. A cake called Shukuba Roll and cakes made using turnips are popular local delicacies found here.

2-30-7 Kita-shinagawa, Shinagawa-ku

日 Tue. 9:30-20:00

<http://kyo-an.net/>



Ippukuto

一福桃

A shop with Japanese tea and handmade Japanese sweets. The famous "Fuku Kasane" dorayaki pancake, cooked on a copper plate, is a popular item with everyone from locals to tourists.

2-4-18 Kita-shinagawa, Shinagawa-ku

日 Unscheduled closings 10:00-17:00

<http://k-shina.com/shop170.html>



The Shinagawa Shukuba Festival is held every year on the last Saturday in September. The glamorous kimono worn in the Oiran Dochu Parade are quite a sight!

<http://shinagawa-shukubamatsuri.com/>

Checklist

- ☐ Check whether you can use credit cards and/or electronic money.
- ☐ Check where to find tax-free counters.
- ☐ Make use of coin lockers and luggage-holding facilities.
- ☐ Check for a shipping service to your hotel or the airport.
- ☐ Check the store's closing time.

Manners & Rules

Prepare an appropriate amount of cash

Since some smaller shops may not accept credit cards, it's a good idea to carry cash and coins with you.

Make use of eco-bags

Since some stores charge a fee for plastic bags, carrying a foldable eco-bag with you is convenient.

Go easy on asking for discounts

In Japan, people generally do not negotiate for price discounts.



Line up at the register to pay

When you go to pay, wait in line in order without cutting in front of others.



Handle the products properly

Be careful not to touch delicate products such as glass, pottery or crafts. Products you do not purchase should be put back where you found them, unopened.



Check whether it is a tax-free store

Enjoy shopping and save by using the tax-free system. This sticker indicates a tax-free shop.



Musashi-koyama Shotengai Palm S-3

武蔵小山商店街 Palm

This is a shopping arcade spanning 800 meters where you can enjoy shopping even on rainy days thanks to the adjustable roof. Various events are held here depending on the seasons and it is always bustling.

📍 3-23-5 Koyama, Shinagawa-ku
🌐 <http://www.musashikoyama-palm.com>

Shibata Shinbutsugu-ten (Shinto and Buddhist supplies shop)

柴田神佛具店

A specialty shop selling Buddhist altars, Buddhist tools and Shinto altars. They also sell candles that come in a variety of shapes such as tea cups and pieces of sushi.

📍 3-4-15 Ebara, Shinagawa-ku 🗓 Tue.
🌐 <http://www.musashikoyama-palm.com/rs/stores/163/detail/>



Toriyu

鳥勇

A long-standing yakitori restaurant proud of its famous sauce and first-rate charcoal grilling. You can enjoy both take-out and eating standing at the counter.

📍 3-5-11 Ebara, Shinagawa-ku
🗓 Open year-round
🕒 11:30-19:30



AEON STYLE Shinagawa Seaside S-5

イオンスタイル 品川シーサイド



From clothing to interior design goods, this large shopping center hosts a vast collection of items, so you can get everything you need. It stays open late so you can relax and shop comfortably.



📍 4-12-5 Higashi-shinagawa, Shinagawa-ku
🗓 Open year-round
🕒 9:00-23:00, B1F food products 8:00-24:00
*Some areas and specialty shops have different hours
🌐 <https://www.aeon.com/store/>

Nakanobu Skip Road S-4

なかのぶスキップロード



An arcade shopping street with outstanding convenience surrounded by three stations with access to the Ikegami, Oimachi and Asakusa lines. There are rows of shops offering butchered goods, fresh fish, café accommodations and baked goods — all of them loved by the locals.

🌐 <http://www.nakanobu.com/>

Shigemori Ningyo-yaki/Zeitaku Senbei

重盛の人形焼ゼイタク煎餅

A Japanese sweets shop famous for its ningyo-yaki senbei shaped like the faces of the seven lucky gods. The prices are reasonable so this is a perfect place to get snacks or small gifts.

📍 2-6-17 Higashi-nakanobu, Shinagawa-ku
🗓 Wed. 🕒 9:30-20:00
🌐 <http://www.shigemori-eishindo.co.jp/>



Yoyogiya Gofuku-ten

よよぎや呉服店

Established in 1950. In addition to traditional kimono and straw slippers, a variety of casual Japanese-style clothing accessories are available here. Bags and clothes made from old fabric are also for sale.

📍 3-8-12 Nakanobu, Shinagawa-ku
🗓 Wed. 🕒 10:00-19:00
🌐 <http://www.nakanobu.com/article/2014100302993/0004829.html>



Ito-Yokado Oimachi S-6

イトーヨーカドー 大井町店



This is a large supermarket carrying goods such as cosmetics, kids' products and fashion items where you can bring your family. The grocery department in particular has a lot to offer and there is also a well-known food court where you can eat ramen and steak.

📍 1-3-6 Oi, Shinagawa-ku 🗓 Open year-round
🕒 10:00-22:00, Sat. and holidays B1F-2F Only 9:00-22:00 *On other set days, certain parts of the store may be closed
🌐 <http://www.ito-yokado.co.jp/special/global/en/>

ATM WITHDRAWALS

SEVEN BANK

ATMs for SEVEN BANK are available in stations and shopping centers in addition to Seven Eleven stores. They have services in 12 languages.



🌐 <https://www.sevenbank.co.jp/oos/adv/ntlcad02/en/>

JAPAN POST BANK

ATMs for JAPAN POST BANK are located in Family Mart convenience stores (16 languages available) as well as post offices (2 languages available).



🌐 https://www.jp-bank.japanpost.jp/en/ias/en_ias_index.html

CURRENCY EXCHANGE

World Currency Shop Gotanda Branch

📞 03-5436-2951 📍 Mitsubishi UFJ Trust and Banking Gotanda Branch 1F, 1-2-10 Nishi-gotanda, Shinagawa-ku 🕒 9:00-17:00 🗓 Sat. & Sun.
🌐 <http://www.tokyo-card.co.jp/exchange/>

Exchangers Osaki Branch

📞 03-6420-3046 📍 Osaki Station West Exit bus terminal interior, 2-10-1 Osaki, Shinagawa-ku
🕒 6:00-19:00 🌐 <https://www.exchangers.co.jp/location.html>

Viewcard Currency Exchange Center JR Shinagawa Branch

📞 03-5447-7650 📍 JR EAST Shinagawa Station Interior, 3-26-27 Takanawa, Minato-ku
🕒 8:30-20:30 🌐 <https://matcha-jp.com/en/viewcard>

Hotels & Public Baths



Guesthouse Shinagawa-shuku H-1

ゲストハウス品川宿

A simple guesthouse loved by travelers from around the world for its pleasant old-town atmosphere. It also operates a "Toiyaba" office which provides traffic directions and sightseeing information. For a fee, they will also temporarily store your luggage.

- 1-22-16 Kita-shinagawa, Shinagawa-ku Open year-round
- Check-in 16:00/Check-out 10:00 <http://bp-shinagawashuku.com/jp/>



Bamba Hotel H-2



A hotel made from a renovated traditional Japanese house. You can enjoy calmly relaxing with friends and family in a distinctly Japanese atmosphere.

- 1-1-2 Minami-shinagawa, Shinagawa-ku
- Open year-round
- Check-in 15:00/Check-out 12:00
- <https://47gawa.tokyo/bamba/>



Togoshi-ginza Onsen H-3

戸越銀座温泉




You can enjoy natural black hot springs for smooth skin both in indoor and open-air baths. Locals love to take day trips to this hot spring. A regal painting of Mt. Fuji is painted on the walls of each bath.



- 2-1-6 Togoshi, Shinagawa-ku Fri.
- 15:00-25:00 Sat./Sun./Holidays 8:00-12:00/15:00-25:00
- <http://togoshiginzaonsen.com/information/>

Musashi-koyama Onsen Shimizuyu H-4

武蔵小山温泉 清水湯



You can enjoy two types of hot springs: amber-hued black hot springs and 100% pure hot springs with a golden tint. It is said that the black water prevents illness and the golden water can heal injuries.

- 3-9-1 Koyama, Shinagawa-ku
- Mon. 12:00-24:00, Sun. 8:00-24:00
- <http://www.shimizuyu.com/>

Nakanobu Onsen Matsunoyu H-5

中延温泉 松の湯



A hot spring often used in commercials and TV shows. The large mural of Mt. Fuji painted across the men's and women's bathing areas is stunning.



- 6-23-15 Togoshi, Shinagawa-ku
- Mon. (Open on national holidays with the following Tuesday closed in lieu)
- 15:00-25:00, Sun. 10:00-24:00

Checklist

- ☐ Keep your reservation email or memo on hand.
- ☐ Contact the hotel in advance if you will be late for check-in.
- ☐ Make use of personal baggage storage and hotel shipping services.
- ☐ Follow the set times for meals and bathing.
- ☐ Ask the concierge if you have any difficulties.

Manners & Rules

You do not need to tip staff members

Because you do not need to tip staff members, try to show your appreciation with your words and actions.

Smoke in the designated areas

Smoking is also not allowed while walking in the hallways or roads. Even electronic cigarettes are not allowed in non-smoking rooms.

Spend some quiet and relaxing time here

Many guests are enjoying a comfortable time here. Be careful not to speak in too loud a voice in your room or in the common spaces.

Check which amenities can be taken home from your hotel

You may not take home anything from your hotel room aside from small daily goods. Be careful not to take home electric items such as the hair dryer, the clock or the electric kettle, or the pajamas or bathrobe, etc.

*Do not put the shampoo or body wash from the bathroom into your own bottle. Use only the amount that you need.



Deal with unneeded items yourself

Do not leave unwanted items such as suitcases, clothes or shoes in your hotel room, the hallway or road. For suitcases, use the paid disposal service at the airport.

*Do not leave trash from meals or shopping in the hallway. Throw it away in the trash can in your room.



Tokyo Marriott Hotel

H-6

東京マリオットホテル



An international hotel surrounded by greenery in the heart of Tokyo, located in Gotenjima. Popular with female guests are the elaborate selections available during Afternoon Tea, the take-out sweets shop and the bakery.



Afternoon Tea

📍 4-7-36 Kita-shinagawa, Shinagawa-ku

📅 Open year-round 🕒 Check-in 15:00/Check-out 12:00

🌐 <http://www.tokyo-marriott.com/>

Dai-ichi Hotel TOKYO SEAFORT

H-7

第一ホテル東京シーフォート



A skyscraper hotel with broad panoramic views of the sky and sea. You can enjoy premium wagyu steak at the teppanyaki restaurant on the 28th floor while taking in the night view.



📍 2-3-15 Higashi-shinagawa, Shinagawa-ku

📅 Open year-round 🕒 Check-in 15:00/Check-out 12:00

🌐 <https://www.hankyu-hotel.com/hotel/dh/dhtseafort/>

Daiwa Roynet Hotel Tokyo Osaka

H-8

ダイワロイネット ホテル東京大崎



Conveniently located a three-minute walk from the west exit of Osaka Station. You can enjoy a delicious buffet-style breakfast at Il Chianti Osaka. Pass the time comfortably in the spacious rooms.



📍 2-1-3 Osaka, Shinagawa-ku

📅 Open year-round 🕒 Check-in 14:00/Check-out 11:00

🌐 <https://www.daiwaroynet.jp/osaki/>

New Otani Inn Tokyo

H-9

ニューオータニイン東京



Directly connected to JR Osaka Station. Boasting approximately 40 different food combinations for an outstanding breakfast. The modern art decorations will make you feel like you're walking through an art museum.



FUNACHAYA

📍 1-6-2 Osaka, Shinagawa-ku

📅 Open year-round 🕒 Check-in 11:00 / Check-out 14:00

🌐 <http://www.newotani.co.jp/intokyo/index.html>


OURS INN HANKYU

H-10

アワーズイン阪急



Conveniently located a one-minute walk from Oimachi Station. The most popular room is the Cinnamoroll Room — a collaborative effort with San Rio character and Shinagawa's sightseeing ambassador Cinnamoroll.



📍 1-50-5 Oi, Shinagawa-ku

📅 Open year-round 🕒 Check-in 14:00-22:00/Check-out 10:00

🌐 <http://www.oursinn-hankyu.co.jp/>

©2001, 2018 SANRIO CO., LTD. APPROVAL NO. G592111

Toyoko Inn Shinagawa Konan-guchi Tennozu Isle

H-11

東横INN品川港南口 天王洲アイランド



Located in a fashionable waterfront area, this is a business hotel where you can stay for a reasonable price. There is a huge, trash basket-like art object entitled "Work 2012" in front of the entrance.



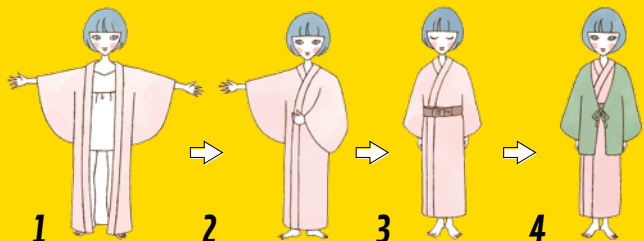
📍 2-2-35 Higashi-shinagawa, Shinagawa-ku

📅 Open year-round

🕒 Check-in 10:00/Check-out 16:00

🌐 <https://www.toyoko-inn.com/search/detail/00244/service/>

Guide to... YUKATA



1

Put on your yukata robe and slip your arms into the sleeves.

2

First, wrap the right side on, and then wrap the left side over in front of it.

3

Wrap the sash around your waist and tie it in front.

4

During cold seasons, layer a ha-ori coat over your yukata robes.

Guide to... HOT SPRINGS



Wash your body before you step in the bathtub.

Be careful not to let your towel or your hair fall into the bath.

Do not wash your body in the tub.

Dry your body well before returning to the changing room.

*Wearing a swimsuit in the bathing areas of public baths is generally not allowed.
*Be aware that people with tattoos may also not be allowed in the baths.

Getting Around

The many train lines in Shinagawa (such as JR, Tokyu, Keikey, Toei Asakusa, Rinkai and Tokyo Monorail) are very convenient. You can explore Tokyo in more detail if you use the bus and Bike Share, too.



Use this special traffic-free ticket to explore famous sightseeing spots!

If you use this special traffic-free ticket, you can also conveniently skip buying a new ticket when transferring. Recommended for those who want to look around various sightseeing spots.

● JR EAST PASS

For unlimited rides in either unreserved or reserved seating in the standard cars of limited express trains (including Shinkansen), rapid trains and local trains within the designated area. It can also be used for certain JR Bus routes.

[Price] Tohoku Area: [purchased overseas] Adult (12 years and older) 19,000 yen, Child (ages 6–11) 9,500 yen / [purchased in Japan] Adult (12 years and older) 20,000 yen, Child (ages 6–11) 10,000 yen
Nagano/Niigata Area: [purchased overseas] Adult (12 years and older) 17,000 yen, Child (ages 6–11) 8,500 yen / [purchased in Japan] Adult (12 years and older) 18,000 yen, Child (ages 6–11) 9,000 yen

JR EAST PASS (Tohoku Area) https://www.jreast.co.jp/e/eastpass_t/
JR EAST PASS (Nagano/Niigata Area) https://www.jreast.co.jp/e/eastpass_n/



*Photo depicts JR EAST PASS (Tohoku Area)

● N'EX TOKYO Round Trip Ticket

Especially useful for getting a reserved seat on a regular train car round-trip on the Narita Express from Narita Airport Terminal 1 Station and Narita Airport Terminal 2-3 Station to stations within a specified area of Tokyo.

[Price] Adult 4,000 yen / Child 2,000 yen

https://www.jreast.co.jp/e/pass/nex_round.html

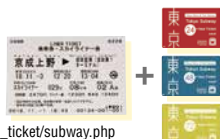


● Keisei Skyliner & Tokyo Subway Ticket

Freely travel on the Keisei Skyliner Limited Express, regular trains and the Tokyo subway lines for 24, 48 or 72 hours with the unlimited Tokyo Subway Ticket set.

[Price] Adult 2,800–5,400 yen / Child 1,400–2,700 yen

http://www.keisei.co.jp/keisei/tetudou/skyliner/us/value_ticket/subway.php



● Tokyo 1-Day Ticket

A ticket for unlimited rides for one day using regular JR East trains within the 23 wards of Tokyo, the subway, the Nippori-Toneri Liner, the Toden Line and metropolitan buses.

[Price] Adult 1,590 yen / Child 800 yen

https://www.jreast.co.jp/e/pass/tokyo_free.html



● Tourist information centers for international tourists

Keikey Tourist Information Center Shinagawa Station

京急ツーリスト インフォメーションセンター 品川駅



A tourist information center offering traffic and sightseeing advice to international visitors. It also has a "Tickets Today" booth — where tickets for approximately 50 different performances can be bought for that day — and the Traveler Keikey Shinagawa Branch currency exchange.

Next to the Keikey Line Takanawa Exit ticket gates at Shinagawa Station

8:30–21:30 (open year-round) [available languages] English

*There are also part-time staff members who speak Chinese, Korean, French and German.

Traveler Keikey Shinagawa Branch

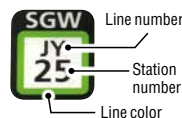
03-6408-5644 Keikey Shinagawa Station Bldg. 1F, 3-26-26 Takanawa,

Minato-ku, Tokyo, Keikey Tourist Information Center Shinagawa Station

8:30–20:00 (Sat./Sun. 8:30–8:00) <https://www.traveler.co.jp/>



Train lines are represented with different colors, and each station has a set station number.



● Greater Tokyo Pass

Ride as much as you like for three days on the Kanto area's 12 private train and subway lines (Tobu Line, Keio Line, Keikey Line, Keisei Line, Odakyu Line, Tokyu Line, Tokyo Metro, Toei Subway, Yokohama Municipal Subway, Minato Mirai Line, Setetsu Line, Tokyo Sakura Tram [Toden Arakawa Line]), and buses from 51 companies in Tokyo, Kanagawa and Chiba prefectures.

[Price] Adult 7,200 yen / Child 3,600 yen

<https://greater-tokyo-pass.jp/index.html>



● Japan Bus Pass

A ticket you can use to ride overnight buses and highway buses operated by WILLER EXPRESS all over Japan (except Hokkaido and Okinawa) as many times as you like.

[Price] Mon.–Thu. Pass: 3 days 10,000 yen / 5 days 12,500 yen / 7 days 15,000 yen
Any-day pass: 3 days 12,500 yen / 5 days 15,000 yen

<http://willerexpress.com/st/3/en/pc/buspass/>



● WELCOME! Tokyo Subway Ticket

A train ticket that offers travel from Haneda Airport International Terminal Station to Sengakuji Station on the Keikey Line (one-way or round-trip), Toei subway lines and Tokyo Metro subway lines (24, 48, 72 hours).

[Price] Adult 1,200–2,200 yen / Child 600–1,100 yen

http://www.haneda-tokyo-access.com/en/info/discountticket_welcometokyo.html



● Combined One-day Ticket for Tokyo Metro & Toei Subway

A ticket that lets you ride all of the lines on the Tokyo Metro and Toei subway lines as much as you like. It's perfect for traveling around Tokyo.

[Price] Adult 900 yen / Child 450 yen

<https://www.tokyo-metro.jp/en/ticket/1day/index.html>



Checklist

- ☐ Find a train route map and think about your travel route.
- ☐ Check prices and purchase information.
- ☐ Learn about the special Traffic-free ticket.
- ☐ Be careful of rush hour.
- ☐ Check what items are not allowed to be carried with you.

Manners & Rules

Ride the train or bus quietly

Set your mobile phone to silent while on the train or bus and do not talk in a loud voice.

Walking while using a smartphone is dangerous!

Using a smartphone while walking on the train platform or the road is very dangerous! Stop at a safe place before using your phone.



Stand in an orderly line

At the station platform or bus stop, stand in rows until the vehicle arrives. Do not cut in front of others in line.



Hold your backpack in front of you

If the train is crowded during morning rush hour, hold your backpack in front of you or put it on the shelf above the seats where it won't bother other people.

Travel comfortably by using a convenient IC card!



Train



Suica

IC cards are issued at JR EAST stations. They can be used for rail fare, bus fare and shopping.

Purchase and usage details available here:



<https://www.jreast.co.jp/e/pass/suica.html>



PASMO

These are issued at private train and subway stations in the Tokyo Metropolitan Area, as well as at bus operating offices. You can use them for train fare, bus fare and shopping.

Purchase and usage details available here:



<https://www.pasmo.co.jp/en/>



How to pay

A Suica card can be bought at the multi-functional ticket machines or ticket windows at JR East train stations within the Suica-use area, and PASMO cards can be bought at ticket machines or the train/bus commuter-pass window.



Go through the automatic ticket gates

Tap the IC card firmly on the IC reader part of the ticket gate machine. You'll hear a beeping sound if it has been read successfully.

The convenience of the traffic IC card

You can even use it for shopping or coin lockers

Convenience stores, supermarkets and other establishments with this mark accept payments via electronic money. You can use it for coin lockers, bus fare or taxis, too.

It can be used repeatedly

When your balance runs low, you can charge your card at a ticket machine and continue using it.



Buses

Payment methods

Depending on the area, there are two types of buses: buses you board from the front and buses you board from the back. Push the button on the wall when you get close to your stop.



[Board from the front]

Board through the open front doors, put the fare money in the fare box or tap your IC card (the fee is the same no matter which station you get off at).

[Board from behind]

Take a paper ticket from the machine at the back entrance of the bus or tap your IC card. Check the electronic signboard number and your ticket number to pay the correct fee when you get off the bus.



See details here:



Toei Bus



Tokyu Bus



Keikyu Bus

Toei Bus <https://www.kotsu.metro.tokyo.jp/eng/>
Tokyu Bus <https://tokyubus.bus-japan.net/en>
Keikyu Bus <http://hnd-bus.com/>



Bike Share

Bicycle ports and rental stations can be found in nine wards of Tokyo — including Shinagawa — where you can return your bicycle. They're very useful for traveling short distances.

At the Shinagawa Tourism Association, Bike Share one-day passes are sold for 2,160 yen. → for details about the location, see reverse side



See details here:



Bike Share

<http://bit.ly/2PJ691s>



Taxis



Tokyo taxis are clean and offer polite service to customers. The fare is determined by time and distance, so you can feel at ease. Give the name of the place you want to go or show a map to the driver. If you're worried, please use the English language service to call a taxi.

[English phone number] Nihon Kotsu 03-5755-2336

*Staffed by English-speaking operators (24 hrs.)

Fares

Fares are calculated according to distance. You will be charged an initial fare for travel within a preset standard distance plus an additional fare depending on how much further you travel beyond that point. Be aware that rates increase proportionally late at night.

See details here:

All-Japan taxi guide

<http://www.taxi-tokyo.or.jp/english/index.html>



Priority Seats

Please offer these seats to the elderly, people with disabilities, people accompanying young children or pregnant women. Please turn off your mobile phone in the priority seat area when it is crowded.



Women-only cars

In principle, only women can use these train cars. Boys of elementary school age or younger, people with disabilities and those taking care of them may also use these cars.

*Set during morning and evening rush hours; varies depending on the train line.



Maternity mark

This mark helps protect the health of pregnant women. Try to offer your seat on public transportation to women with this mark and please refrain from smoking around them.



Help mark

This is for people with prosthetic legs or mental disabilities. This mark lets the people around them know that they may need help or consideration.

Get information about Shinagawa sightseeing here!

Shinakan PLAZA

しなかんPLAZA

Sharing information about Shinagawa City and Tokyo sightseeing. You can get your hands on different types of guide maps, leaflets, and more. You can also use multilingual digital signs. The Bike Share one-day pass is sold here, too.



📍 Oi 1-Chome Kyodo Bldg. 1F, 1-14-1 Oi, Shinagawa-ku
🕒 National holidays, New Year's holidays 🕒 9:30-17:00

info&cafe SQUARE

A community-style cafe where you can check information about recommended sightseeing spots in Shinagawa while enjoying coffee and homemade sweets. You can relax with Shinagawa's sightseeing ambassador, Cinnamoroll.



📍 Square Ebara 1F, 4-5-28 Ebara, Shinagawa-ku
🕒 Wed., New Year's holidays
🕒 10:00-18:00 🌐 <http://infoandcafesquare.jp/>

Check the latest information and have fun discovering Shinagawa!

Application

■ Wa! Shinagawa Tourist Spots (kokosil Shinagawa)

An application for exploring the city using AR (augmented reality) to introduce sightseeing spots, cultural properties and filming locations in Shinagawa. The text and audio guides are available in English, Simplified Chinese, Traditional Chinese and Korean.



🌐 <https://home.shinagawa.kokosil.net/en>

Free Wi-Fi

■ SHINAGAWA FREE Wi-Fi

Shinagawa Free Wi-Fi can be used at public facilities, main stations and parks in Shinagawa. The portal site when you connect and the confirmation screen are multilingual (English, Simplified Chinese, Traditional Chinese, Korean).



🌐 http://www.city.shinagawa.tokyo.jp.e.ke.hp.transer.com/PC/kuseizyoho/kuseizyoho-siryo/kuseizyoho-siryo-free_wifi/index.html

Website and SNS

■ Shinagawa Sightseeing Federation

Public site run by the Shinagawa Tourism Association. Receive the latest information about sightseeing spots, model courses, secret restaurants popular with locals and events! (Available in English, Simplified Chinese, Traditional Chinese and Korean)

🌐 <https://shinagawa-kanko.or.jp/?lang=en>



■ shinagawonder

Introducing festivals and experiences together with beautiful photos

🌐 <http://shinagawonder.jp/>



■ shinagawonder Instagram

Share the charms of photogenic Shinagawa!

🌐 <https://www.instagram.com/shinagawonder/>



■ Shinagawa Tourism Association YouTube

Fun videos of sightseeing spots and festivals are posted here

🌐 <https://www.youtube.com/channel/UCMN09zoRT10ss1nnjZ64vjg>



■ JAPAN TRAVEL (Special Shinagawa Page)

Merging Tokyo's traditions and the latest culture — Shinagawa Experience and Sightseeing Information

🌐 <https://en.japantravel.com/tokyo/shinagawa>



⚠️ Disaster Response Plan

If there is an earthquake

Inside

- Move away from furniture and glass windows, go next to a bed or under a strong table and lean down to protect your head.
- Wait for the shaking to stop and follow directions from staff in order to evacuate.

* Check the evacuation place and route in advance at hotels.



Outside

- Move away from cement block walls and glass windows, crouch down and protect your head from falling objects such as signs or glass.
- If you are near the coast and a tsunami warning is sounded, move to high ground or a tall building.
- If you feel in danger due to a large fire, evacuate to a local evacuation area.

* InterFM 89.7 MHz will broadcast information about evacuation shelters, etc., in an emergency



Call the police in case of an accident or crime

➤ 110



Call an ambulance if you are injured or ill

➤ 119



Call the fire department in case of fire

[Japan Tourism Agency]
Guide in Case of Illness or Injury for Traveling Safely in Japan
https://www.jnto.go.jp/emergency/eng/mi_guide.html



Shinagawa City Homepage
Emergency Prevention Page
<http://www.city.shinagawa.tokyo.jp.e.ke.hp.transer.com/PC/bosai/bosai-bosai/>

