



Kururin Chiyoda



Introducing **six routes** with less barriers



Wheelchair-friendly and stroller-friendly

Chiyoda City Tourism Accessible Travel Guide



Free smartphone app assists your sightseeing.

Videos help you navigate through complex routes!

@AR



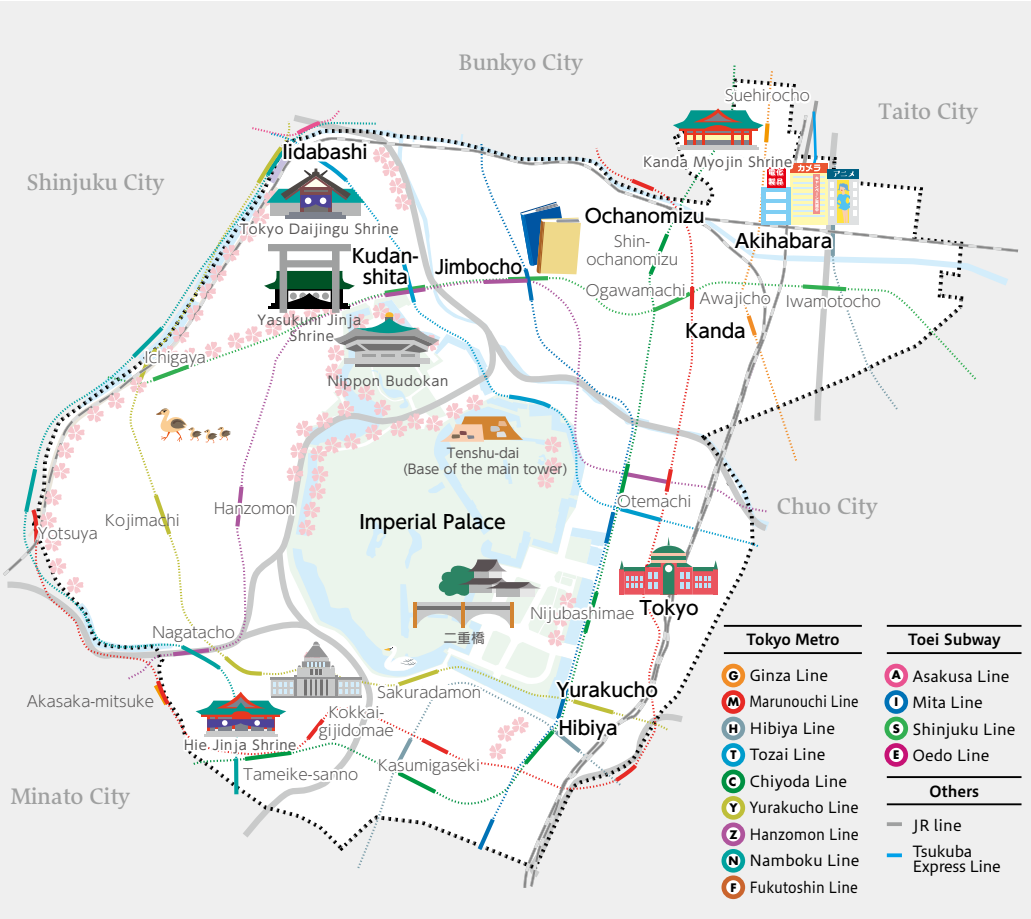
A total platform for AR contents



The Charm of Chiyoda



Chiyoda City—the heart of Japan since the Edo period—is home to the expansive Imperial Palace which spans over 12 percent of the city. You'll find Tokyo Station, Yurakucho, Akihabara, Kanda, and more here. Some parts of the city still retain an Edo period atmosphere, while other areas showcase the latest pop culture. Past and present mingle together here, creating a cityscape full of variety. This ageless city will certainly spark curiosity of those who visit there. In the springtime, you can see beautiful cherry blossoms everywhere.



Access to Tokyo Station

About 30 minutes from JR Yokohama Station on the Tokaido Main Line.

About 40 minutes from JR Omiya Station on the Utsunomiya Line or Takasaki Line.

About 40 minutes from JR Chiba Station on the Sobu Line rapid train.

About 60 minutes from Narita International Airport on the Narita Express.
About 35 minutes from Haneda Airport on the Tokyo Monorail, transfer at Hamamatsucho Station

Access to Akihabara Station

About 45 minutes from Tsukuba Station on the Tsukuba Express, by the fastest train.



How to Use this Guide

This guide was created for people who use a wheelchair, cane, stroller, or other means of assistance, so that they can enjoy sightseeing around Chiyoda City without difficulties. Avoiding steps and uneven paths as much as possible, it introduces spots and routes with less barriers. This handy booklet also contains accessibility information around the routes. To navigate through complicated routes, use the free app @AR for assistance. See the page to the right to find out how to use the app. As circumstances vary by person, use this guide to make a travel plan that you find comfortable in your condition.

Accessibility information included in this guide is based on data as of November 2018. Please check the latest information before you visit. All photos contained herein are for illustrative purposes only. Opening hours and facility holidays are subject to change during the year end and New Year's, and consecutive holidays. We do not compensate for any damage or loss incurred due to the content of this guide or @AR. Thank you for your understanding.



Sightseeing spots along routes and icons on the map

The distance and journey time between sightseeing spots on a route are calculated on the basis of 62 cm/stride and 3.2 km/h.

Icons on the route map



Wheelchair-accessible restaurants



Wheelchair-accessible restrooms



Free Wi-Fi spots
(CHIYODA Free Wi-Fi spots and others)



Photo spots
(The direction of the flash shows the direction of a camera)



Police boxes



Air pumps



Slopes near a route which are steeper than 2 degrees



Wheelchair-friendly elevator entrance to JR stations



Wheelchair-friendly elevator entrance to Tokyo Metro stations



Wheelchair-friendly elevator entrance to Toei Subway stations



The color of the ● and the number below transportation logos indicate the line and station that are wheelchair accessible.
(E.g.: ●C11 means Chiyoda Line, Otemachi Station)



Wheelchair-friendly elevator entrance to Tsukuba Express stations



About the Index page (Accessibility information: Page 29-33)

【Regarding Facility Information】

1, 2, 3, 4, 5, and 6 indicate a route number, and M indicates the map page.

【How to Use the Accessibility Information Table】

Blue columns list facilities related to wheelchair users. **Pink columns list facilities** mainly related to persons with infants and toddlers.

Restaurant: Availability of a wheelchair-accessible restaurant (○ means some restaurants in the complex are not accessible)

Restroom: Availability of a wheelchair-accessible restroom

Elevator: Availability of a wheelchair-friendly elevator (○ means general elevators)

Parking: Availability of a wheelchair-friendly parking space

Wheelchair rental: Availability of wheelchairs for rent within the facility

Ostomate-friendly: Availability of a restroom with ostomate facilities

Written communication: Availability of written communication

Changing table: Availability of a diaper changing table (Adults allowed: Adults can also use the table)

Nursing room: Availability of a nursing room

Route 1 Tokyo Station Area P2

Follow the footsteps of modernization starting from Tokyo's gateway.

Route 2 Hibiya & Yurakucho Area P6

Have fun downtown packed with various new Tokyo attractions.

Route 3 Imperial Palace Area P10

Take a stroll through nature while looking back on the memory of Edo Castle.

Route 4 Iidabashi & Kudanshita Area P14

Look back at the lives of people who lived in Chiyoda, from the Edo period through the postwar era.

Route 5 Akihabara & Kanda Area P18

Experience pop and traditional cultures and savor delicious meals at long-standing restaurants.

Route 6 Ochanomizu & Jimbocho Area P22

Explore streets lined with used bookstores where well-read people gather, and feel the breeze of culture.

Chiyoda Souvenirs & Food P26

Best Photo Spots & Seasonal Events P28

INDEX P29

Chiyoda City Tourism
Accessible Travel Guide

Kururin Chiyoda

STAFF

Accessibility information by
NPO Live With Dream

Edited and designed by
Bookmark Co., Ltd.

AR production and delivery by
Elecrom Co., Ltd.

Published by
General Incorporated Association
Chiyoda City Tourism Association



Chiyoda City Tourism Association
CHIYODA CITY TOURISM

1-6-17 Kudanminami,
Chiyoda-ku
10:00-18:00
(weekdays only)

TEL 03-3556-0391

FAX 03-3556-0392

info@kanko-chiyoda.jp


<https://visit-chiyoda.tokyo>

How to use @AR


1 Scan the 2D barcode to install the @AR app.



2 Start the app and scan an @AR mark.




3 Watch AR videos to navigate through even the most complex route!



Route 1

Tokyo Station Area

Best season to visit  Spring  Summer  Fall  Winter

Follow the footsteps of modernization starting from Tokyo's gateway.


Time required ▶

Approx. 4 1/2 hours

(Without stops: 1 1/2 hours)

Total traveling distance ▶

Approx. 4.1 km

 Tokyo Station Marunouchi Ekimae Square

Start

Tokyo Station

0 m
▶
0 min

JR



1

Tokyo Station Marunouchi North Exit Dome

25 m
▶
1 min

5 min

2

Tokyo Station Gallery

360 m
▶
7 min

40 min

3

KITTE

730 m
▶
13 min

40 min

4

Mitsubishi Ichigokan Museum, Tokyo

230 m
▶
4 min

60 min

5

Meiji Seimei Kan

585 m
▶
11 min

20 min

6

Wadakura Fountain Park

1.15 km
▶
22 min

10 min

7

The Industry Club of Japan Hall

690 m
▶
13 min

10 min

8

Former Site of Kitamachi Bugyosho

290 m
▶
6 min

5 min

Goal

Tokyo Station

JR



1 Tokyo Station Marunouchi North Exit Dome

Tokyo Station opened in 1914, and its Marunouchi Building was restored to its original glory in 2012. Eight eagle reliefs and zodiac sign sculptures that adorn the dome's ceiling were reproduced based on original designs.





P30

2 Tokyo Station Gallery

 Restrooms

Tokyo Station Gallery opened in the Tokyo Station Marunouchi Building in hopes of making the station a place of culture, instead of a mere transportation hub. Housed in the historic 100-year-old building which has been designated as an Important Cultural Property, this gallery is famous for its brick-walled exhibition rooms.

 03-3212-2485 10:00-18:00

Closes at 20:00 on Fri.



P29

3

KITTE

Fully accessible

Many things to check out!



The former Tokyo Central Post Office building was partly preserved and renovated to house this commercial complex. You can enjoy the Intermediatheque on the 2nd and 3rd floor, faithfully reproduced Former Postmaster's Room, and the wonderful view from KITTE Garden.



🕒 Shops
11:00–21:00
Close at 20:00
on Sun. & national holidays
Hours vary at some restaurants/shops.

Restaurants and cafés

11:00–23:00
Close at 22:00
on Sun. & national holidays

P28 P30 P32

4

Mitsubishi Ichigokan Museum, Tokyo

Restrooms
 Restaurants

The red brick building is a reconstruction of Mitsubishi Ichigokan which was built in 1894. The museum collects works of late 19th century western art, among others.



📞 03-5777-8600 (Information line)

🕒 10:00–18:00

See the museum's official website for details.

P27 P29

5

Meiji Seimei Kan

Restrooms
 Restaurants

Said to be the finest piece of Classical-style architecture, Meiji Seimei Kan was the first building constructed in the Showa period that has been designated as an Important Cultural Property. Its construction was completed in 1934. Main rooms that remind you of historic events such as the conference room which was used for the Allied Council for Japan meetings after World War II are worth visiting.

📞 03-3283-9252

🕒 11:00–17:00 on Sat. & Sun.
16:30–19:30 on Wed., Thu., & Fri.

P30



6

Wadakura Fountain Park

Restrooms
 Restaurants

This park was constructed in 1961 to commemorate the wedding of the Crown Prince at that time. The large fountain was later renovated. Other sculpture fountains found in the park which are lit up at night, creating a fantastic sight are also beautiful. There is a restaurant and free rest area with open-air seating.



🕒 Open every day

P29

7

The Industry Club of Japan Hall

Established as a businessmen's social club, the hall witnessed dynamic changes in the postwar period. It's one of few architectures in Japan that are built in the authentic Secession style. Though the building was renovated in 2003, parts of it have been preserved and restored. Please enjoy the building's exterior as it is a membership club.



P30

8

Former Site of Kitamachi Bugyosho

This was the office of Toyama Saemonnojo, a.k.a. Toyama no Kin-san—a famous and wise magistrate of the Edo period—from 1840 to 1843. A monument and restored stone foundation can be found in Marunouchi Trust City and GranTokyo.

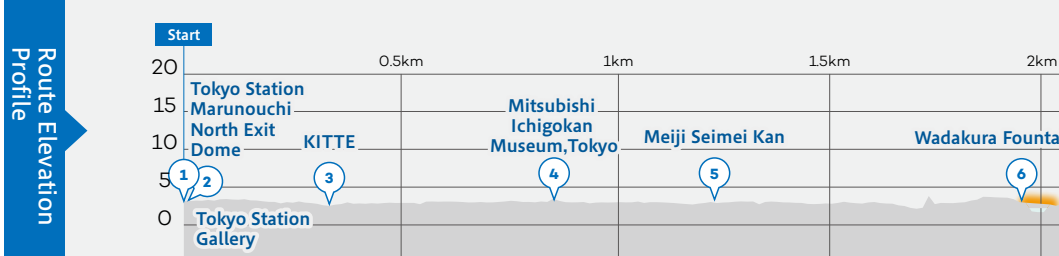
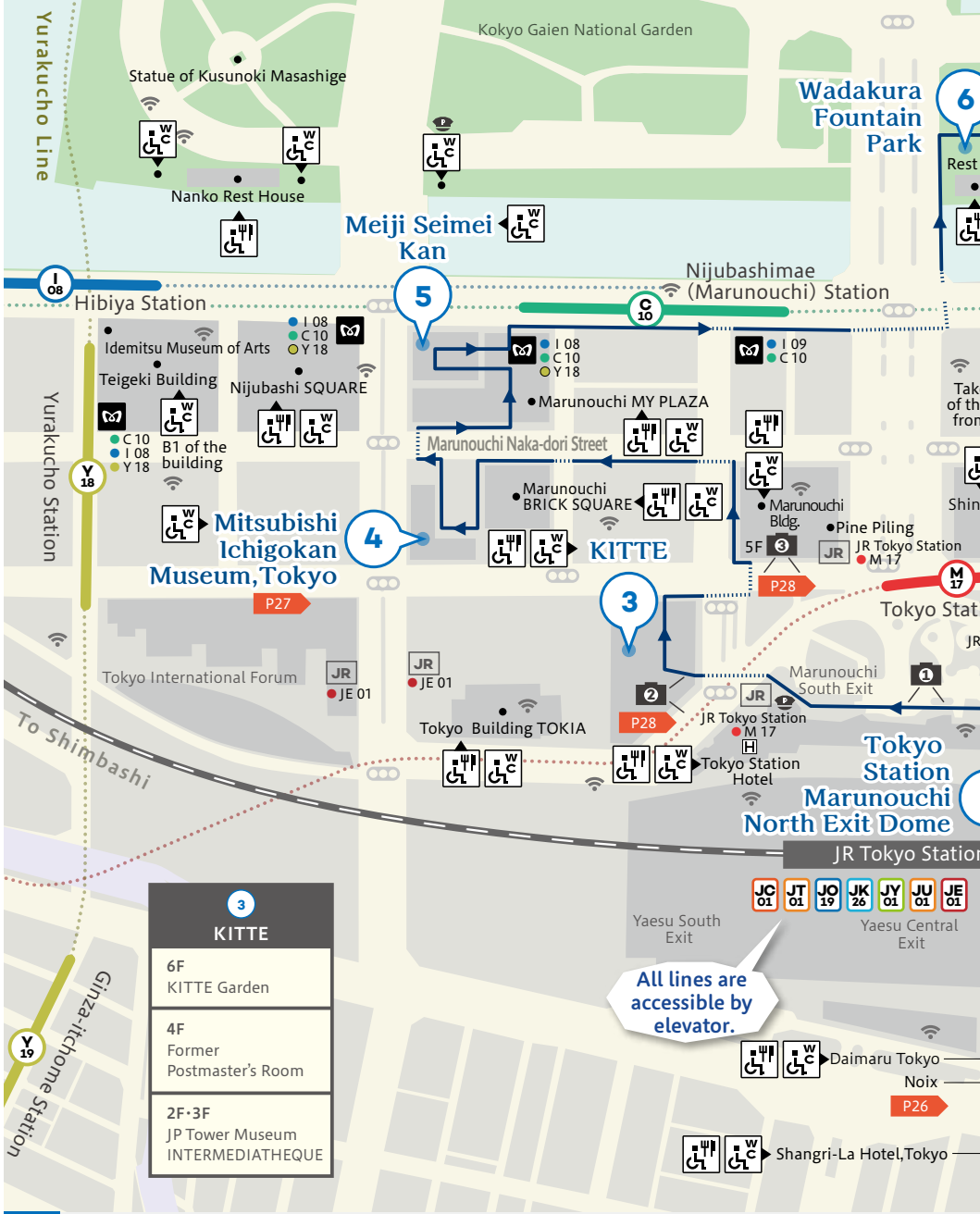


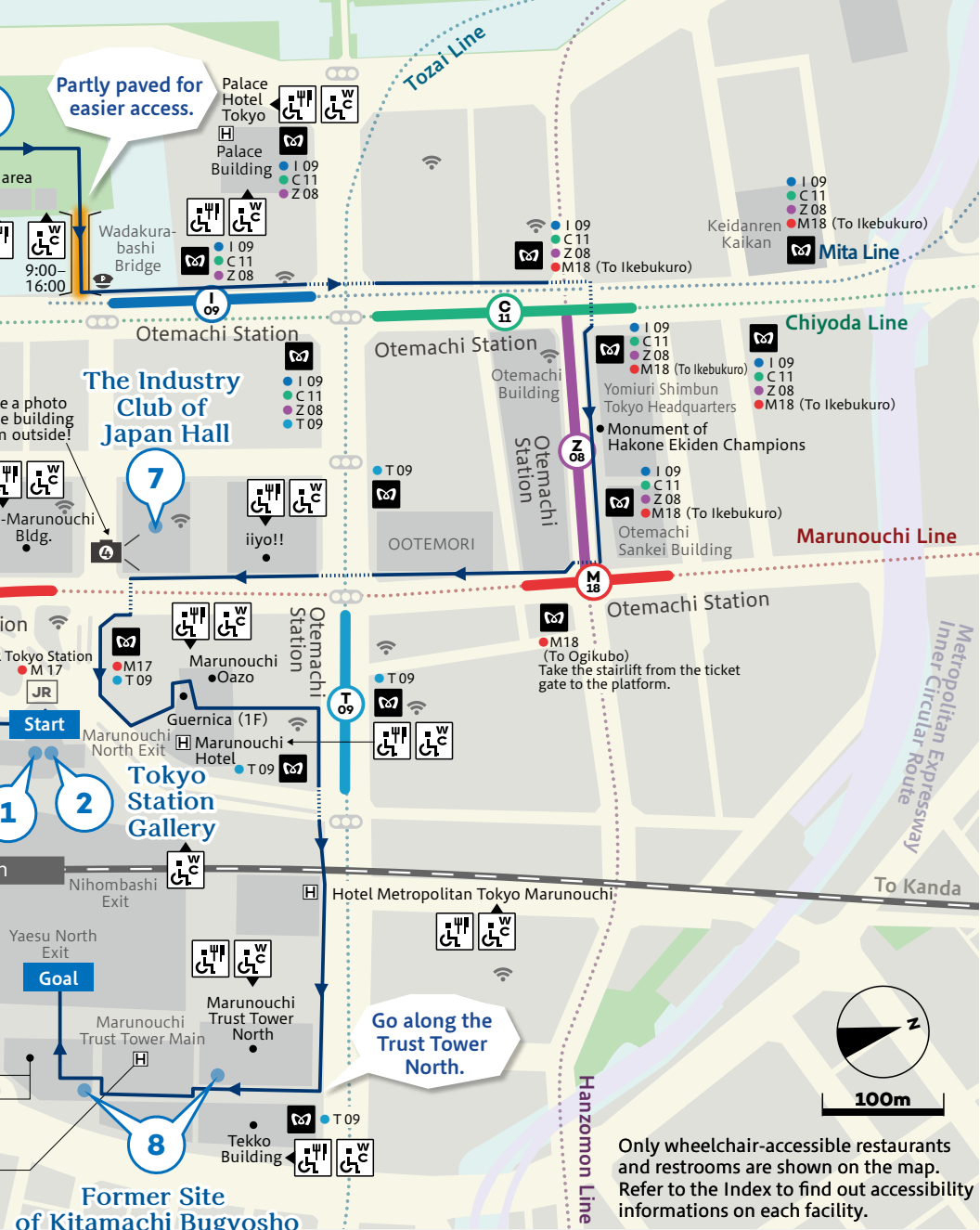
Monument
 Information panel



P30

P32





	2.5km	3km	3.5km	4km	Goal
in Park					20
The Industry Club of Japan Hall					15
					10
					5
					0 m

Route 2

Hibiya & Yurakucho Area

Best season to visit  Spring  Summer  Fall  Winter

Have fun downtown packed with various new Tokyo attractions.

Time required ▶

Approx. 5 1/2 hours

(Without stops: 1 hour)

Total traveling distance ▶

Approx. 3 km

Start

Yurakucho Station JR
Y125 m
▶
2 min1
Tokyo International Forum
20min285 m
▶
6 min2
Mitsuo Aida Museum
60min475 m
▶
9 min3
Tokyo Kotsu Kaikan
20min255 m
▶
5 min4
Konica Minolta Planetaria Tokyo
50min425 m
▶
8 min5
Godzilla Statue
5min45 m
▶
1 min6
TOKYO MIDDTOWN HIBIYA
30min235 m
▶
5 min7
Hibiya Park
30min865 m
▶
16 min8
Idemitsu Museum of Arts
50min300 m
▶
6 minGoal
Yurakucho Station JR
Y

1

Tokyo International Forum

Fully accessible
See the official website for details!

It is one of the representative international convention centers in Tokyo where the former Tokyo Metropolitan Government Building used to be. There are 8 halls, 34 conference rooms, Mitsuo Aida Museum, etc., and various events are held all the time.



☎ 03-5221-9000
🕒 7:00-23:30

P30



2

Mitsuo Aida Museum

The museum exhibits calligrapher and poet Mitsuo Aida's work, who is well known for his bestselling book *Ningen Damono* (Only human after all).



☎ 03-6212-3200
🕒 10:00-17:30

P27

P29

3 Tokyo Kotsu Kaikan

Restrooms
Restaurants

A large complex building with a revolving restaurant situated at 55 meters above ground. The terrace on the third floor commands a view of Tokaido Shinkansen up close—a perfect spot for train lovers! Antenna shops from all over Japan are also available.

☎ 03-3212-2931
🕒 9:00-22:30
Hours vary by shop/restaurant.



🚶 P28 ➔ P32

4 Konica Minolta Planetaria Tokyo

Restrooms
Restaurants

Using cutting-edge projection equipment, this planetarium theater offers innovative entertainment that combines vivid, detailed full dome images of a night sky with theatrical plays and live music. The café in the theater offers cocktails inspired by dazzling galaxies.

☎ 03-6269-9952
🕒 10:30-22:00 Closes at 21:00 on Fri.



🚶 P30

5 Godzilla Statue

Hibiya Chanter was renovated and became Hibiya Godzilla Square. Shin Godzilla Statue is about 3 meters tall including its pedestal. The storyboard for the first *Godzilla* movie and more are stored inside the statue.



© TOHO CO., LTD.

🚶 P30

6 TOKYO MIDTOWN HIBIYA

Fully accessible
Recommended for window shopping!



A large complex facility overlooking Hibiya Park, which accommodates about 60 shops and restaurants. The vista from the Park View Garden on the sixth floor will make you feel relaxed.

☎ 03-5157-1251
🕒 Shops: 11:00-21:00
Restaurants: 11:00-23:00
Hours vary at some restaurants/shops.



🚶 P28 ➔ P32

7 Hibiya Park

Restrooms
Restaurants

Hibiya Park was constructed as the first Western-style modern park in Japan. Take a stroll in the park and enjoy looking around the flower beds full of beautiful seasonal flowers and greenery.

☎ 03-3501-6428
🕒 Open every day



🚶 P29

8 Idemitsu Museum of Arts

The museum interior retains traditional Japanese atmosphere. In the spacious, relaxing museum, ancient Oriental artworks including Japanese paintings, works of calligraphy, Chinese and Japanese ceramics, and more are on display.

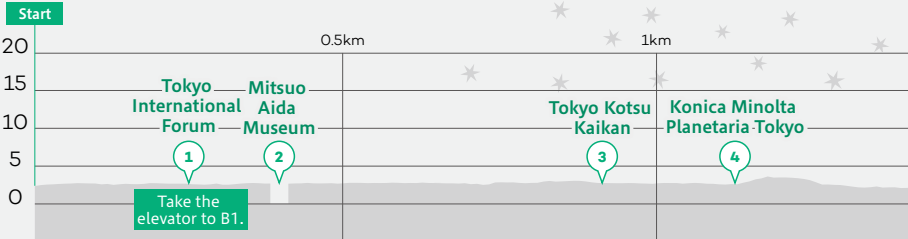
☎ 03-5777-8600
(Information line)
🕒 10:00-17:00
Closes at 19:00 on Fri.



🚶 P29

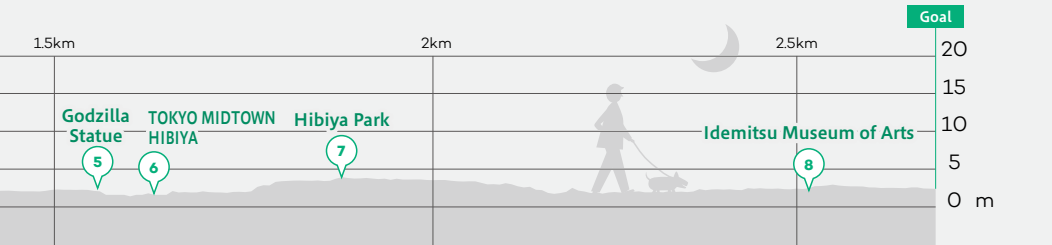


Route Elevation Profile





Only wheelchair-accessible restaurants and restrooms are shown on the map. Refer to the Index to find out accessibility informations on each facility.





Facing towards the Main Hall, there is a 4-degree access ramp to the left and an 8-degree access ramp to the right.

Use the 8-degree access ramp to get to the lookout.

Approx. 17 min to Ichigaya Station

Great Sakura view spot

Bronze Statues of Oyama Iwao & Shinagawa Yajiro

A slope up to 8 degrees

National Showa Memorial Museum


Former Site of Bansho Shirabesho

Stairs only

Only wheelchair-accessible restaurants and restrooms are shown on the map. Refer to the Index to find out accessibility informations on each facility.



Route Elevation Profile



Route 3

Imperial Palace Area

Best season to visit   

Take a stroll through nature while looking back on the memory of Edo Castle.

Time required ▶

Approx. 2 1/2 hours

(Without stops: 1 1/2 hours)

Total traveling distance ▶

Approx. 5.2 km

P29

Start	1	2	3	4	5	6	7	8	Goal
Otemachi Station   	135 m ▶ 3 min	170 m ▶ 3 min	165 m ▶ 3 min	300 m ▶ 6 min	160 m ▶ 3 min	315 m ▶ 6 min	960 m ▶ 18 min	2 km ▶ 37 min	1 km ▶ 19 min
	East Gardens of the Imperial Palace Ote-mon Gate 5 min	Sannomaru Shozokan (Museum of the Imperial Collections) 10 min	Hyakunin-bansho Guardhouse 10 min	Fujimi-yagura (Mt. Fuji-View Keep) 3 min	Site of Matsuno-o-roka Corridor 1 min	Tenshudo (Remains of the main tower) 10 min	Suwano-chaya Tea House 1 min	Soto Sakurada-mon Gate 10 min	Nijubashimae Station 

1

East Gardens of the Imperial Palace Ote-mon Gate

This gate was the front gate to Edo Castle. Once you enter the Ote-mon Gate, you come into an enclosed square called "masugata," which served to hold back invading enemies. Surrounding white walls have holes called "hazama," through which defending soldiers fired guns.



2

Sannomaru Shozokan (Museum of the Imperial Collections)

The museum owns about 9,800 pieces of invaluable documents, paintings, works of calligraphy, artifacts, and more that have been passed down through generations in the Imperial Household. The Japanese Government opened it to the public in 1989.



Right nearby

 Restrooms

3 Hyakunin-bansho Guardhouse

Over 45 meters long north to south, Hyakunin-bansho was the largest guardhouse in Edo Castle. Four squads of the Teppo Hyakuningumi (a hundred-men firearms troop) took turns guarding the castle. This guardhouse is called “Hyakunin-bansho” because a hundred security guards were stationed here day and night.



4 Fujimi-yagura (Mt. Fuji-view Keep)

This turret is also called “Happo-shomen-no-yagura (all-front-facing tower)” because the tower looks the same from all angles and positions. It’s a key structure in Edo Castle, and served as the castle keep after the Tenshukaku main tower was lost to fire in 1657.



5 Site of Matsuno-o-roka Corridor

It was in this very corridor that the Matsuno-Roka Attack—a historical incident featured in the movie Chushingura—took place. This grand corridor was lined with sliding doors that were painted with pine trees. It was the second longest corridor in Honmaru palace, at 19 meters long to the west, 31 meters long to the north, and 5 meters wide, forming a “L” shape.



6 Tenshudai (Remains of the main tower)

Tenshukaku main tower was once the symbol of shogun’s power. After the tower was lost to the great fire in 1657, its base was reconstructed but not the tower itself. A stone wall structure of the main tower remains to this day.



Right nearby

 Restrooms



7 Suwano-chaya Tea House

Originally built in the times of 11th shogun Ienari, this tea house was relocated from Fukiage Gardens to its current location in 1968. The elegant, traditional tea house-style structure is a 1912 reconstruction of the original building. Visitors can enjoy looking at the tea house from outside. From mid-April to June every year, a wonderful view of vivid-colored azaleas and the tea house entertain visitors’ eyes.



8 Soto Sakurada-mon Gate

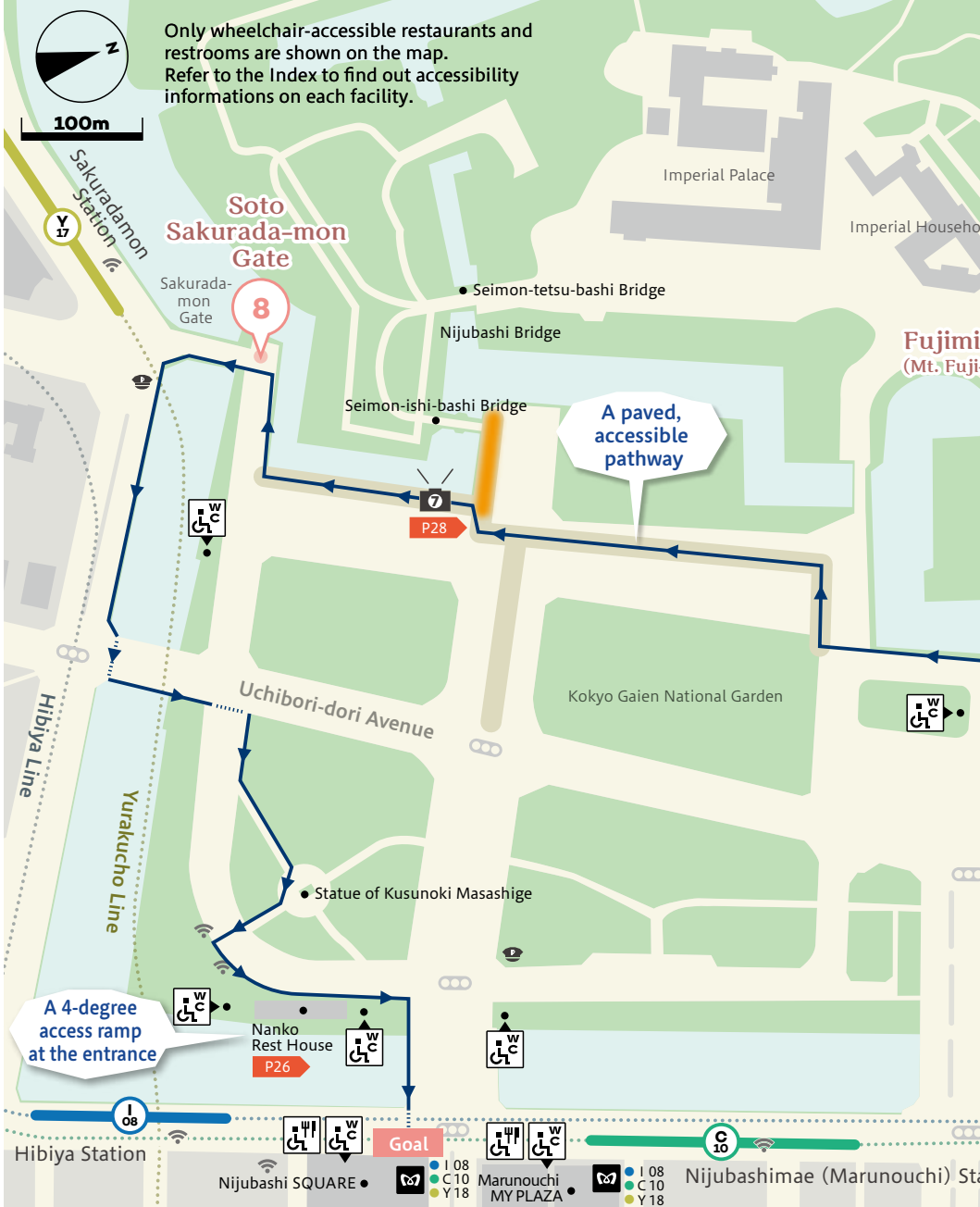
This is where the Sakuradamon Incident—the assassination of Chief Minister Ii Naosuke by ronin samurai of the Mito Domain—took place. As the starting point of the Odawara Kaido trade route, the gate is also called Odawara-guchi. Masugata—a defensive structure against enemy invasion—still remains completely intact at this invaluable gate.





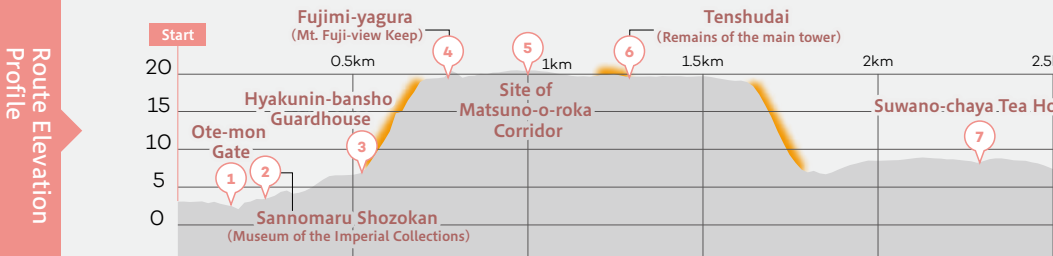
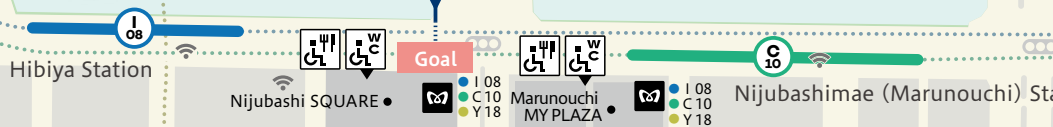
Only wheelchair-accessible restaurants and restrooms are shown on the map. Refer to the Index to find out accessibility informations on each facility.

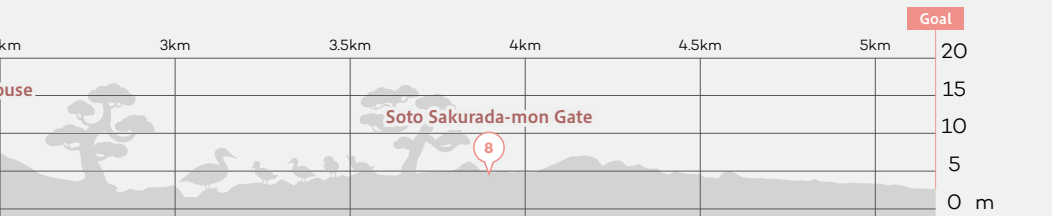
100m



A 4-degree access ramp at the entrance




A paved, accessible pathway





Route 4

Iidabashi & Kudanshita Area

Best season to visit  Spring  Summer  Fall

Look back at the lives of people who lived in Chiyoda, from the Edo period through the postwar era.

Time required ▶

Approx. 4 1/2 hours

(Without stops: 1 1/2 hours)

Total traveling distance ▶

Approx. 3 km

Start

Iidabashi
Station350 m
7 min

1 Ushigome Mitsuke
Stone Wall
5 min

280 m
5 min

2 Tokyo Daijingu
Shrine
15 min

1.1 km
20 min

3 Yasukuni-jinja
Shrine
30 min

115 m
2 min

4 Yushukan Museum
60 min

840 m
16 min

5 Statue of Oyama Ino
& Bronze Statue of Shinagawa Yajiro
10 min

195 m
4 min

6 National Showa
Memorial Museum
60 min

30 m
1 min

7 Former Site of
Bancho Shirabesho
5 min

80 m
2 min

Goal
Kudanshita
Station



1

Ushigome Mitsuke
Stone Wall

This stone wall was built when the outer moats of Edo Castle were completed in 1636. Today, you can see parts of the stone wall on both sides of the bridge. It's one of the spots around the remains of the outer moats where you can best get a glimpse of what the castle looked like in the past.



P30

2

Tokyo Daijingu
Shrine

Restrooms

Founded in 1880. This shrine worships the deities that are enshrined at Ise Jingu, and is affectionately called "Oise-sama in Tokyo." It's also known as a shrine that established Shinto wedding rituals. A visit to the shrine will bring you luck in finding love.



03-3262-3566

P27 P29



3 Yasukuni-jinja Shrine

Restrooms
Restaurants

Founded in 1869 on the order of Emperor Meiji, this Shinto shrine is dedicated to those who died in battle from the end of the Edo period until World War II. There is a sample cherry tree that the Japan Meteorological Agency designated for Tokyo. The shrine has also been a famous spot to see cherry blossoms since ancient times.

☎ 03-3261-8326
🕒 6:00-18:00
(Closes at 17:00 Nov.-Feb.)

P27

P29

4 Yushukan Museum

Restrooms
Restaurants

This museum was built in 1882 as a facility to exhibit ancient armor and other objects in honor of the deities enshrined at Yasukuni Jinja. Invaluable historical relics are on display, including the deities' wills and portraits, a Mitsubishi A6M Zero fighter, and armor.

☎ 03-3261-8326
🕒 9:00-16:30

P30



5 Bronze Statues of Oyama Iwao & Shinagawa Yajiro

Restrooms

Oyama Iwao served as Commander-in-Chief of the Japanese Army in the Russo-Japanese War, and the first Minister of Army. Shinagawa Yajiro was a former feudal retainer of the Choshu Domain, and successively held key posts in the Meiji Government. This Kudanzaka Park is small, but packed with many highlights.

(Kudanzaka Park)

P29

P30



6 National Showa Memorial Museum

Restrooms

This museum was built with the purpose of telling the next generations about the hardships the Japanese people, especially the bereaved families, went through. It offers vivid insight into the difficulties of people's lives.

☎ 03-3222-2577
🕒 10:00-17:30

P30



7 Former Site of Bansho Shirabesho

Bansho Shirabesho is a Western studies research institute established by the shogunate government in an urgent effort to introduce Western military technology following Perry's arrival in Japan. After the Meiji Restoration, its name was changed to Daigaku Nanko (South College of Grand School), and then the school evolved into the University of Tokyo.

P30

Bonus Info. Tayasu-mon Gate & Kitanomaru National Garden

Restrooms
Restaurants

There's a slope up to 10 degrees at the Tayasu-mon Gate entrance.

Tayasu-mon Gate is located at the entrance to Kitanomaru National Garden. Back in the Edo period, the Kitanomaru corner of Edo Castle was home to the residences of Lady Kasuga and other members of the shogun family. Today, the park is home to an art museum and other cultural facilities, and welcomes visitors.


☎ 03-3211-7878
🕒 Open every day

P29



Route 5

Akihabara & Kanda Area

Best season to visit    

Experience pop and traditional cultures and savor delicious meals at long-standing restaurants.

Time required ▶


Approx. 4 hours

(Without stops: 1 hour)

Total traveling distance ▶

Approx. 3.8 km

Start

Akihabara Station
Electric Town Exit
JR | TX
170 m
▲
3 min

1

CHABARA
AKI-OKA MARCHE
15 min475 m
▲
9 min

2

Akihabara
Gachapon Kaikan
20 min335 m
▲
6 min

3

3331 Arts Chiyoda
60 min1.1 km
▲
14 min

4

Kanda Myojin
Shrine
30 min340 m
▲
8 min

5

Hijiribashi Bridge
5 min600 m
▲
11 min


6

Anajicho & Sudacho
Long-standing Restaurant District
15 min390 m
▲
7 min

7

MAAch ecute
KANDA MANSEIBASHI
20 min350 m
▲
7 min



Goal

Akihabara Station
Electric Town Exit
JR | TX


1

CHABARA
AKI-OKA MARCHE Restrooms
 Restaurants

Located under an elevated train track, this shop offers an array of fantastic food products from all over Japan that buyers recommend. Just browsing the shop stimulates your appetite; and you can experience profound, traditional food culture here.



 03-3258-0051 11:00-20:00

P31

2

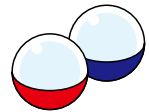
Akihabara
Gachapon Kaikan

A mecca of capsule toy offering a wide selection of capsule toys with 430 machines—ranging from rare to the very latest—the store introduces about 50 new titles every month.

 03-5209-6020 11:00-20:00 (Closes at 22:00 on Fri., Sat.,

& the day before a national holiday)

Closes at 19:00 on Sun. & national holidays



P31

3

3331 Arts Chiyoda

Fully accessible
The Resting Space for small children and their guardians is a great spot!



Former Rensei Junior High School was renovated into a cultural complex. This facility has an open gallery, café, shop, and free lounge space. Exhibitions, workshops, and other events are regularly held here. You can spend a relaxing time surrounded by a variety of art.

☎ 03-6803-2441

🕒 10:00–21:00

P29



4

Kanda Myojin Shrine

♿ Restrooms
♿ Restaurants

The 1300 year old shrine that symbolizes the atmosphere of Kanda has been revered as the local guardian deity by all people of Edo including shoguns, common people, and everyone in between; and it is visited by many worshipers to this day. The stone stairs of Myojin Otokozaoka are a great photo spot.

📍 P28



5

Hijiribashi Bridge

This beautiful bridge with magnificent arches was built as part of the reconstruction project following the Great Kanto Earthquake of 1923, and became a new must-see spot in Tokyo at that time. It is made with steel and concrete and measuring 92m long and 22m wide. "Hijiribashi" means

"bridging between two holy sites on both banks."

☎ 03-3254-0753

P27

P29

▼ Zenigata Heiji Monument



▲ The cultural exchange center, EDOCCO, has a café and souvenir shop. It also offers hands-on experiences of traditional culture.

6

Awajicho & Sudacho Long-standing Restaurant District

Having miraculously evaded the fires of war, this area retains a retro-like feel. Restaurants that Shotaro Ikenami—author of *Onihei Hankachō*—frequented appear in the novel series, too. Some of the long-standing restaurants have been designated as a historical structure by the Metropolitan Government. The buildings are old and not very accessible, but appearances are enjoyable enough. Kanda Yabu Soba is an accessible soba noodle restaurant, and a great spot to eat at.

◀ Kanda Yabu Soba P26 P31



7

mAAch ecute KANDA MANSEIBASHI

♿ Restrooms
♿ Restaurants

The red-brick building of the former Manseibashi Station were transformed into an elegant commercial complex. On the observation deck, visitors can feel the full impact of a train passing right before their eyes.

☎ 03-3257-8910

🕒 Opens at 11:00

P32



5 6
Sola City

Take the Sola City elevator to B1.

Take the WATERRAS elevator from 3F to 1F to exit to the road.

3331 Arts Chiyoda

There's a long access ramp to the entrance.

Kanda Myojin Shrine

A multilevel crossing. Can go straight only.

To Shinjuku

The origin panel of Hijiribashi Bridge

M20 (To Ogikubo)

M20 (To Ikebukuro)

Ochanomizu Station

JR JC 03 JB 1.8

Ochanomizu Saint Clair

Holy Resurrection Cathedral

A slope up to 6 degrees

Shinjuku-Ochanomizu Station

C 12 S 07

Take the stairlift from the ticket gate to the platform.

Chiyoda Line

Take the stairlift from the ticket gate for the Chiyoda Line to the platform.

Ogawamachi Station

S 07

Awajicho Station

C 12 S 07

Take the stairlift from the ticket gate to the platform.

Awajicho & Sudacho Long-standing Restaurant District

Enju Inari Shrine

Shonosuke Moriya Shrine

6

Awajicho & Sudacho Long-standing Restaurant District

WATERRAS

Kanda Yabu Soba (Soba noodles)

Omiya Western Confectionery Shop

Shoeitei (Western cuisine)

Takemura (Japanese sweets)

Isegen (Monkfish hot pot)

Botan (Chicken sukiyaki)

Kanda Shinoda Sushi

Enju Inari Shrine

Kanda Matsuya (Soba noodles)

Shusse Inari Shrine

5 Hijiribashi Bridge

A slope up to 4 degrees

6 Awajicho & Sudacho Long-standing Restaurant District

RESTAURANT 1899 OCHANOMIZU

Take the stairlift from the ticket gate to the platform.

M19 (To Ikebukuro)

M19 (To Ogikubo)

*Elevator under construction. Expected completion: August

Yasukuni-dori Av

Shonosuke Moriya Shrine

P27

Enju Inari Shrine

Shusse Inari Shrine

Shonosuke Moriya Shrine

Start

0.5km 1km 1.5km

CHABARA

Akihabara Gachapon Kaikan

3331 Arts Chiyoda

1 2 3

5

10

15

20

Route Elevation Profile





Only wheelchair-accessible restaurants and restrooms are shown on the map. Refer to the Index to find out accessibility informations on each facility.



The route passes through a building.

Route 6

Ochanomizu & Jimbocho Area

Best season to visit  

Stroll in the used book store area
where hobbyists gather,
and feel the breeze of culture.

Time required ▶

Approx. 4 1/2 hours

(Without stops: 70 min)

Total traveling distance ▶

Approx. 3.5 km

Start

Ochanomizu
Station

JR

290 m
▲
6 min

1

Holy Resurrection
Cathedral

30 min

450 m
▲
8 min

2

Meiji University
Museum

65 min

465 m
▲
9 min

3

Otahime Inari-jinja
Shrine

15 min

400 m
▲
8 min

4

Natsume Soseki
Monument

5 min

165 m
▲
4 min

5

Jimbocho Used
Bookstore District

50 min

385 m
▲
8 min

6

Book House Cafe

15 min

1 km
▲
20 min

7

Founding Site
Monuments

10 min

160 m
▲
3 min

8

Gakushikaikan

10 min

130 m
▲
2 min

Goal

Jimbocho Station

2 3 1

1

Holy Resurrection
Cathedral

Holy Resurrection Cathedral of the Orthodox Church in Japan is commonly known as "Nicolai-do." Built on the basis of Byzantine-style architecture, the church's magnificent grandeur will take your breath away.

☎ 03-3295-6879
🕒 13:00-16:00 in Apr.-Sep.
13:00-15:30 in Oct.-Mar.

P29



2

Meiji University
Museum Restrooms

With over 90 years of history, this is one of the oldest private museums in Japan. Three museums were integrated into one to form the current museum. About 3,000 pieces of artifacts and documents from the Stone Age to modern times are on permanent display.

☎ 03-3296-4448
🕒 10:00-17:00

P30



3 Otahime Inari-jinja Shrine

In the Muromachi period, Ota Dokan built Edo Castle to deter the advances of the Chiba Clan who had territory on the Boso Peninsula. Displaying an expression of gratitude upon his daughter's restored health after sickness, he built Otahime Inari-jinja Shrine as a branch shrine of Kyoto's Imoarai Inari-jinja Shrine.



P29

4 Natsume Soseki Monument

Natsume Soseki studied here at Kinka Elementary School (current Municipal Ochanomizu Elementary School). A quote from his first piece of work, *I Am a Cat*, is carved on the commemorative monument.



P30

5 Jimbocho Used Bookstore District

One third of all used bookstores in Tokyo are found here in the Jimbocho area in Kanda, and each bookstore has their own specialized field. Most of the stores are packed to the brim with books, but the staff are often kind enough to make way for you, so feel free to ask.



6 Book House Cafe



This is Jimbocho's one and only specialty bookstore that focuses on the latest releases of children's books. It also has a café inside. Complete with a kids' area, people of all ages can enjoy themselves here. The bookstore operates as a book bar at night, and serves alcohol, too.

☎ 03-6261-6177
 🕒 11:00-21:00
 Closes at 19:00 on Sat., Sun., & national holidays



P31

7 Founding Site Monuments

Get a feel for scholastic and cultural history as you take a look at the Stone Monument of the Founding Site of the University of Tokyo, the founder of Doshisha University, Jo Nijima's Birthplace Monument, and the Origin of Japanese Baseball Monument which celebrates an American teacher who taught baseball at Kaisei Gakko.



8 Gakushikaikan



Gakushikaikan was constructed for the purpose of networking between Imperial University alumni. The building, constructed in 1928 in early Showa period architectural style is cutting-edge and modern while now emanating a dignified atmosphere.

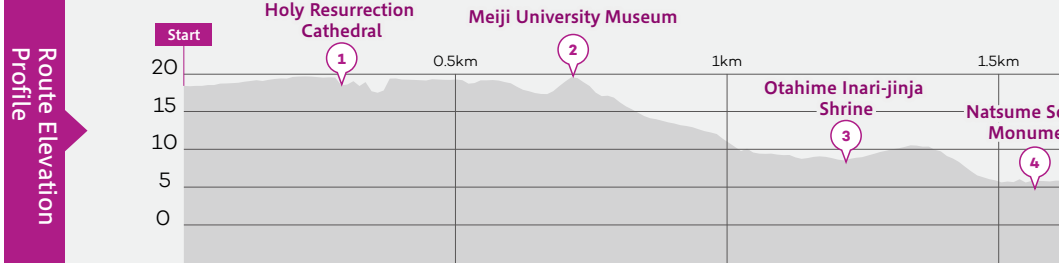
(Designated as a Registered Tangible Cultural Property of Japan in 2003.)

☎ 03-3292-5936
 🕒 Hours vary by shop/restaurant.



P26

P33







Souvenirs

P31

You can find a whole array of top confectionery shops in Chiyoda, the heart of Japan. Here are some of the very best products that you can't find anywhere else. They will surely leave anyone satisfied.

For Western sweets lovers



1 A rich and delicious pound cake — anyone will fall in love with it at first bite.



2 Baked to perfection, a cookie with 3 delicious toppings: walnuts, caramel, and chocolate.



3 With clotted cream kneaded into the mix, this special cake can be enjoyed warmed or chilled.

1 Gondola's Pound Cake 15 cm, 2,315 yen P16

2 Noix's Walnut Cookie 4 in a package, 600 yen P4

3 The Peninsula Boutique & Café's Pen Chocolat S: 1,600 yen, L: 2,900 yen P9

For Japanese sweets lovers



4 Since 1846. Continually passed down with love, this refreshing Myoujin Amazake is made from 100 percent rice malt.



5 These sophisticated Arare rice crackers are not only tasty, but also delightful to the eyes. They're a special snack that only a specialty shop can offer.



6 Japanese Boro, a simple cookie with a taste you'll never get enough of. They are in the shape of Japanese pine needles.

4 Amanoya's Amazake (Straight amazake, 4 in a package) 1,000 yen P20-21

5 Sakaguchi's Hitokuchi Arare 1,000 yen P16

6 Horaiya Honten's Matsukaze (Check the price at the shop) P16



Dining

P31

Taste delicious dishes of famous restaurants that have been loved by people now and then.



Known for Western cuisine!

Hibiya Matsumoto's Omelette Rice with Hayashi Sauce (brown sauce) 1,280 yen (Comes with small salad. Lunch is served on weekdays only.) P8



Sichuan-style or Guangdong-style? It's hard to decide!

Gakushikaikan Kouroumu's Mapo Lunch 1,250 yen P24-25



Listen as your hostess calls out your order.

Kanda Yabu Soba's Sobatoro (Soba noodles with grated yam) 1,300 yen P20



Edo food recreated as based on literary sources

Nanko Rest House's Edo Eco Korakuju Sannoju (Reservations required) 1,700 yen P12

For trinket lovers/



7 A bouquet of cute and delicious candy makes a perfect gift.

8 Find a message that is bound to touch your heart.

7 Candy Bouquet's Smiling Emotion 3,000 yen **M** P24 **P31**

8 Mitsuo Aida Museum Magnet Art (large) 926 yen **M** P9 **P29**

9 Mitsubishi Ichigokan Museum Painter Colored Pencils (9 types in total) 1,646 yen **M** P4 **P29**



9 An original pencil case series of famous painters. Each comes with a set of six different colored pencils that symbolize the painter.

Monaka Wafer Cake

Comparing shapes and tastes! **P31**

Heiji's coin



Filled with delectable red bean paste that's made with plump Dainagon adzuki beans (4 different flavors available).

Gunbai war fan



A perfect combination of premium Dainagon adzuki bean paste and the wafer shell made in a unique fashion.

Turtle



Filled to the brim with flavorful Ogura red bean paste made from Hokkaido adzuki beans.

Find your favorite!

Left: Kissho Bunsendo's Zenigata Heiji Monaka Dainagon 180 yen **M** P24
Center: Shonosuke Monaka 190 yen **M** P20
Right: Kamezawado's Monakame 250 yen **M** P24

Good Luck Charms

P29

Here are some charming and unique good luck charms from long-standing shrines. Why not get one for yourself and your loved ones?



11 Akihabara means electronics and IT.



12 The clear sound of a bell will lead you to your future.



Purple Fall limited edition

There's Omare!



13 This cute monkey-shaped good luck charm helps you ward off demons and overcome things.



14 Just stick this on your helmet and the divine protection of the deities that built the foundation of Japan with be granted to you.

10 Tokyo Daijingu Shrine's Suzuran Mamori for Finding Love 800 yen **M** P17

11 Kandamyoujin Shrine's IT Information Safety Mamori 1,000 yen **M** P20-21

12 Yasukuni Jinja Shrine's Kosuzu Mamori 1,000 yen **M** P16

13 Hie Jinja Shrine's Masaru Mamori (Large) 600 yen

14 Tsukudo Jinja Shrine's Construction Safety Sticker 600 yen **M** P16

Feel free to ask for assistance if there are entrances that have a sliding door, stairs, or a steep slope. Other than monaka and good luck charms, prices shown do not include tax. You may have to wait some time when shops/restaurants are crowded. Thank you for your understanding. Prices shown are at the time of coverage.

Best Photo Spots & Seasonal Events



Go to P2



Go to P3

From major to hole-in-the-wall locations, here are some of the best photo spots and definitive seasonal events that will make you say “wow!”



▲ ② Terrace Marunouchi Building 5F P4
Command a panoramic view of the Marunouchi Station Building. Photo credit: East Japan Railway Company

⑤ Roof Garden, Tokyo Kotsu Kaikan 3F P9
Train enthusiasts will love this spot as they watch Shinkansen pass before their very eyes.

◀ ③ KITTE Garden KITTE 6F P4
See the Station Building even Closer. Photo credit: East Japan Railway Company



⑥ Park View Garden TOKYO MIDTOWN HIBIYA 6F P8
Enjoy a refreshing view of Kokyo Gaien National Gardens and Hibiya Park.

⑦ Nijubashi Bridge P12
This beautiful and picturesque bridge makes a great photo.

⑧ Otokozaka Near Kanda Myojin Shrine P20-21
Having appeared in a popular anime, this spot is Akihabara's mecca.

Spring

Mar., Apr., & May

Chiyoda Cherry Blossom Festival / Mar.-Apr. [Imperial Palace Area]
Kanda Matsuri / May [Kanda Myojin Shrine] Main festival is held biennially.



Chidori-ga-fuchi ▶

Summer

Jun., Jul., & Aug.

Sanno Festival / Jun. [Hie-jinja Shrine] Main festival is held biennially.
Mitama Festival / Jul. [Yasukuni-jinja Shrine]
Chiyoda Lantern-Floating Festival / Jul. [Chidori-ga-fuchi Ryokudo]
Noryo Bon-Odori Festival / Aug. [Tokyo Daijingu Shrine]
Marunouchi Ondo Bon-Odori Festival / Aug. [Hibiya Park]



Mitama Festival ▶

Fall

Sep., Oct., & Nov.

Ochanomizu Art Picnic / Oct. [Ochanomizu Meikei-dori Avenue]
Railway Festival / Oct. [Hibiya Park]
Kanda Sports Festival / Oct. [Yasukuni-dori Avenue, Kanda-ogawamachi Sports Shops Street]
Kanda Used Book Festival / Oct. [Yasukuni-dori Avenue]
Jimbocho Book Festival / Nov. [Suzuran-dori Avenue and more]
Kanda Curry Grand Prix Finals / Nov. [Ogawa Square]



Kanda Used Book Festival ▶

Winter

Dec., Jan., & Feb.

Illuminations / Dec. [Marunouchi, Yurakucho Mullion, and more]
Tokyo Daikairo Photo Contest Exhibition / Dec. [Chiyoda City Office]
Kanda Ogawamachi Snowman Fair / Jan. [Ogawamachi]



Illumination along the Marunouchi Naka-dori Street ▶

The photo of blooming tulips in Hibiya Park (p6), the photo of Nijubashi Bridge, and the seasonal event photos are some of the winning works at the Tokyo Daikairo Photo Contest.

INDEX

Refer to the first page to find out how to read the accessibility information table.

See: Art Last admission is 30 minutes before closing time.

	Restaurant	Restroom	Elevator	Parking	Wheelchair rental	Optomate-friendly	Written communication	Changing table	Nursing room
3331 Arts Chiyoda 5 P19 M P21 6-11-14 Soto-Kanda ☎03-6803-2441 ⚡ Discount available for persons with disabilities in cases when there is an admission fee	●	●	●	●	●	●	●	●	●
Mitsuo Aida Museum 2 P6 P27 M P9 B1, Tokyo International Forum, 3-5-1 Marunouchi ☎03-6212-3200	●	●	●	●	●	●	●	●	●
Facilities found in Tokyo International Forum									
Idemitsu Museum of Arts 2 P7 M P9 9th Floor, Teigeki Bldg., 3-1-1 Marunouchi ☎03-5777-8600 (Information line) The nursing room is available upon request, so please ask the staff when you use it.			●		●		●		●
Tokyo Station Gallery 1 P2 M P5 1-9-1 Marunouchi ☎03-3212-2485		●	●		●	●	●	●	
Mitsubishi Ichigokan Museum, Tokyo 1 P3 P27 M P4 2-6-2 Marunouchi ☎03-5777-8600 (Information line)	○	●	●		●	●	●	●	

Shrines & Churches

	Restaurant	Restroom	Elevator	Parking	Wheelchair rental	Optomate-friendly	Written communication	Changing table	Nursing room
Kanda Myojin Shrine 5 P19 P27 P28 M P20-21 8 2-16-2 Soto-Kanda ☎03-3254-0753	●	●	●			●	●	●	
Facilities found in EDOCCO									
Tokyo Daijingu Shrine 4 P14 P27 M P17 2-4-1 Fujimi ☎03-3262-3566		●	●		●		●	●	●
Facilities found in Matsuya Salon									
Yasukuni-jinja Shrine 4 P15 P27 M P16-17 3-1-1 Kudankita ☎03-3261-8326	●	●	●	●	●		●	●	
Otahime Inari-jinja Shrine 6 P23 M P25 1-2 Kanda-Surugadai									
Tsukudo-jinja Shrine 4 P27 M P16 Not wheelchair accessible 1-14-21 Kudankita ☎03-3261-3365									
Hie-jinja Shrine P27 2-10-5 Nagatacho ☎03-3581-2471									
Holy Resurrection Cathedral (Nicolai-do) 6 P22 M P25 4-1-3 Kanda-Surugadai ☎03-3295-6879									

Park

	Restaurant	Restroom	Elevator	Parking	Wheelchair rental	Optomate-friendly	Written communication	Changing table	Nursing room
Kitanomaru National Garden 4 P15 M P16 1-1 Kitanomaru Koen ☎03-3211-7878	●	●		●	●			●	
Kudanzaka Park 4 M P16 2-2-18 Kudanminami		●						●	
East Gardens of the Imperial Palace 3 P10-11 M P13 1-1 Chiyoda ☎03-3213-1111		●				●	●	●	
Hibiya Park 2 P7 M P8 Hibiya Park ☎03-3501-6428 Ask for wheelchair rentals at the service center.		●		●	●	●	●	●	●
6 locations 3 locations Adult use OK 1 locations									
Horin Park (Public restrooms) 5 M P20-21 3-5-18 Soto-Kanda		●				●		●	
Miyamoto Park (Public restrooms) 5 M P20 2-16-9 Soto-Kanda		●						●	
Rensei Park (Public restrooms) 5 M P21 6-11-19 Soto-Kanda		●				●		●	
Wadakura Fountain Park 1 3 P3 M P4-5 P13 3-1 Kokyo Gaien	●	●						●	

	Restaurant	Restroom	Elevator	Parking	Wheelchair rental	Osostimate friendly	Written communication	Changing table	Nursing room
Oasis @akiba (Pay restrooms) 5 M P21 Ichibanchi-saki, Kanda-Hanaokacho (Inside Akihabara Station East Transportation Square)		●				●		●	
Bronze Statues of Oyama Iwao & Shinagawa Yajiro 4 P15 M P16 2-2-18 Kudanminami		●							
Facilities found in Kudanzaka Park									
Science Museum 4 M P16 2-1 Kitanomaru Koen ☎03-3212-8544 ※!: Elevator is manually operated.		●	※!		●	●	●	●	●
Former Postmaster's Room 1 P3 M P4 4th Floor, KITTE, 2-7-2 Marunouchi	●	●	●	●	●	●	●	●	●
Facilities found in KITTE									
JP Tower Museum INTERMEDIATHEQUE 1 P3 M P4 2nd & 3rd Floors, KITTE, 2-7-2 Marunouchi ☎03-5777-8600	●	●	●	●	●	●	●	●	●
Facilities found in KITTE									
National Showa Memorial Museum 4 P15 M P16 1-6-1 Kudanminami ☎03-3222-2577		●	●	●			●	●	
Jimbocho Theater & Jimbocho Kagetsu 6 M P25 1-23 Kanda-Jimbocho ☎Theater: 03-5281-5132 Kagetsu: 03-3219-0678		●	●						
Zenigata Heiji Monument 5 P19 M P20-21 2-16-2 Soto-Kanda, inside Kanda Myojin Shrine precincts	●	●	●			●		●	
Facilities found in EDOCCO									
Tokyo International Forum 1 2 P6 M P4 P9 3-5-1 Marunouchi ☎03-5221-9000 🕒7:00-23:30	●	●	●	●	●	●	●	●	●
Hibiya Library & Museum 2 M P8 1-4, Hibiya Koen, inside Hibiya Park ☎03-3502-3340	●	●	●	●	●	●	●	●	●
Adult use OK									
Fujimi Branch Office 4 M P17 1-6-7 Fujimi ☎03-3263-3841 🕒8:30-17:00		●	●					●	
Konica Minolta Planetaria Tokyo 2 P7 M P8 9th Floor, Yurakucho Mullion, 2-5-1 Yurakucho ☎03-6269-9952	●	●	○	●			●	●	
Facilities found in Yurakucho Mullion also available									
Meiji Seimei Kan 1 2 P3 M P4 P9 2-1-1 Marunouchi ☎03-3283-9252		●	●		●		●		
Facilities found in Marunouchi My Plaza also available									
Meiji University Museum 6 P22 M P25 1-3 Kanda-Surugadai on the basement floor of Academy Common Building ☎03-3296-4448		●	●					●	
Yushukan Museum 4 P15 M P17 3-1-1 Kudankita ☎03-3261-8326	●	●	●	●	●			●	
Ushigome Mitsuke Stone Wall 4 P14 M P17 2 Fujimi									
Site of Kitamachi Bugyosho 1 P3 M P5 1-8 Marunouchi									
Godzilla Statue 2 P7 M P8 1-2-2 Yurakucho ©TOHO CO., LTD.									
Tokyo Station Marunouchi North Exit Dome 1 P2 M P5 1-9-1 Marunouchi									
Natsume Soseki Monument 6 P23 M P24 1-1-1 Kanda-Sarugakucho									
The Industry Club of Japan Hall 1 P3 M P5 Outside only 4 1-4-6 Marunouchi									
Site of Bansho Shirabesho 4 P15 M P16 1-6 Kudanminami									

Shop: Souvenirs & more

	Restaurant	Restroom	Elevator	Parking	Wheelchair rental	Stromate-friendly	Written communication	Changing table	Nursing room
The Peninsula Boutique & Café ② P26 M P8 1-8-1 Yurakucho ☎03-6270-2717	●	●	●	●	●	●	●	●	●
Facilities found in The Peninsula Tokyo									
Sanseido Books Jimbocho Main Store ⑥ M P24-25 1-1 Kanda-Jimbocho ☎03-3233-3312	○	●	●					●	
CHABARA ⑤ P18 M P21 8-2 Kanda-Neribeicho ☎03-3258-0051 ⏰ 11:00-20:00	●	●						●	
Books Tokyodo Kanda-Jimbocho Store ⑥ M P24 1-17 Kanda-Jimbocho ☎03-3291-5181	●	●	●			●		●	
Noix ① P26 M P4 1st Floor, Daimaru Tokyo, 1-9-1 Marunouchi ☎03-3212-8011 (Daimaru Tokyo)	●	●	●		●	●	●	●	●
Facilities found in Daimaru Tokyo									
Book House Cafe ⑥ P23 M P24 1st Floor, Kitasawa Bldg., 2-5 Kanda-Jimbocho ☎03-6261-6177	●							●	●
Amanoya ⑤ P26 M P20-21 2-18-15 Soto-Kanda ☎03-3251-7911									
Akihabara Gachapon Kaikan ⑤ P18 M P21 3-15-5 Soto-Kanda ☎03-5209-6020									
Kamezawado ⑥ P27 M P24 1-12-1 Kanda-Jimbocho ☎03-3291-1055									
Kissho Bunsendo ⑥ P27 M P24 Suzuran-dori Avenue, 1-13-2 Kanda-Jimbocho ☎03-3292-0003									
Candy Bouquet ⑥ P27 M P24 1st Floor, Minagawa Bldg., 1-35-8 Kanda-Jimbocho ☎03-3292-0051									
Gondola ④ P26 M P16 3-7-8 Kudanminami ☎03-3265-2761									
Sakaguchi ④ P26 M P16 4-1-5 Kudankita ☎03-3265-8601									
Shonosuke Kanda-Sudacho Store ⑤ P27 M P20 1-8-5 Kanda-Sudacho ☎03-3251-5073									
Houraiya Honten ④ P26 M P16 2-4-15 Kudanminami ☎03-3261-4612									

Dine: Restaurants & more

	Restaurant	Restroom	Elevator	Parking	Wheelchair rental	Stromate-friendly	Written communication	Changing table	Nursing room
Iidabashi Sakura Terrace ④ M P17 2-10-2 Fujimi ⏰ Hours vary by shop/restaurant. Note: Ask for wheelchair rentals at the Disaster Prevention Center.	●	●	●	●	●	●	●	●	●
Gakushikaikan Kouroumu ⑥ P23 P26 M P24-25 1st Floor, Gakushikaikan, 3-28 Kanda-Nishikicho ☎03-3292-0880	●	●	○	●	●		●	●	●
Facilities found in Gakushikaikan									
Kanda Yabu Soba ⑤ P19 P26 M P20 2-10 Kanda-Awajicho ☎03-3251-0287 ⏰ Opens at 11:30, last orders at 20:00	●	●	●			●		●	
SPORTS STATION & CAFE ② M P8 1-5, Hibiya Koen, inside Hibiya Park ⏰ 10:00-21:00	●	●							
Nanko Rest House ③ P26 M P12 1-1 Kokyo Gaien ☎03-3231-0878 ⏰ 8:30-17:00	●	●			●	●		●	
Hibiya Matsumoto ② P26 M P8 1-2 Hibiya Koen ☎03-3503-1451 Note: Enter from the main entrance.	●	●	○						
RESTAURANT 1899 OCHANOMIZU ⑤ ⑥ M P20 P25 3-4 Kanda-Surugadai ☎03-3251-1150	●	●						●	

	Restaurant	Restroom	Elevator	Parking	Wheelchair rental	Ostomate-friendly	Written communication	Changing table	Nursing room
Akihabara UDX 5 M P21 4-14-1 Soto-Kanda ☎03-3213-1111	●	●	●	●	●	●		●	●
iiyo!! 1 M P5 1-4-1 Marunouchi ☎03-5218-5100	●	●	●	●		●		●	Adults use OK
Ochanomizu Saint Clair 5 6 M P20 P25 4-3 Kanda-Surugadai	●	●	●	●		●		●	
Ochanomizu Sola City 5 M P20 4-6 Kanda-Surugadai ☎03-3255-6585	●	●	●	●		●		●	
KITTE 1 P3 M P4 2 2-7-2 Marunouchi ☎03-3216-2811	●	●	●	●	●	●	●	●	●
Shin-Marunouchi Bldg. 1 M P4-5 1-5-1 Marunouchi ☎03-5218-5100	●	●	●	●	●	●	●	●	●
Daimaru Tokyo 1 M P4 1-9-1 Marunouchi ☎03-3212-8011	●	●	●		●	●	●	●	●
Tekko Building 1 M P5 1-8-2 Marunouchi ☎03-6630-2800	●	●	●	●		●	●	●	●
Tokyo Kotsu Kaikan 2 P7 M P9 2-10-1 Yurakucho 6	○	●	●	●		●	●	●	
Tokyo Building TOKIA 1 M P4 2-7-3 Marunouchi ☎03-5218-5100	●	●	●	●		●		●	Adults use OK
TOKYO MIDTOWN HIBIYA 2 P7 M P8 6 1-1-2 Yurakucho ☎03-5157-1251 (11:00-21:00)	●	●	●	●	●	●	●	●	●
Nijubashi SQUARE 1 2 3 M P4 P9 P12 B1-2nd Floor, Marunouchi Nijubashi Bldg., 3-2-3 Marunouchi ☎03-5218-5100	●	●	●	●		●		●	Adults use OK
Palace Building 1 3 M P5 P13 1-1-1 Marunouchi ☎03-3211-5262	●	●	●	●		●		●	
mAAcute KANDA MANSEIBASHI 5 P19 M P21 1-25-4 Kanda-Sudacho ☎03-3257-8910	●	●	●			●		●	
Marunouchi Oazo 1 M P5 1-6-4 Marunouchi (Guernica mural on floor 1) ☎03-5218-5100	●	●	●	●				●	
Marunouchi Trust Tower North 1 M P5 1-8-1 Marunouchi	●	●	●	●		●		●	

	Restaurant	Restroom	Elevator	Parking	Wheelchair rental	Odorate-friendly	Written communication	Changing table	Nursing room
Marunouchi BRICK SQUARE ① M P4 2-6-1 Marunouchi ☎03-5218-5100	●	●	●	●		●		● Adults use OK	●
Marunouchi MY PLAZA ①②③ M P4 P9 P12 Meiji Yasuda Seimei Bldg., 2-1-1 Marunouchi ☎03-3283-9252	●	●	●	●	●	●			
Marunouchi Bldg. ① M P4 ③ 2-4-1 Marunouchi ☎03-5218-5100	●	●	●	●	●		●	●	●
Yurakucho Mullion (Hankyu Men's Tokyo / Lumine Yurakucho) ② M P8 2-5-1 Yurakucho ☎03-3571-5581	●	●	●	●		●	●	●	●
Yurakucho Marui ② M P8 2-7-1 Yurakucho ☎03-3212-0101	●	●	●	●	●	●	●	●	●
Yodobashi Camera Multimedia Akiba ⑤ M P21 1-1 Kanda-Hanaokacho ☎03-5209-1010	●	●	●	●		●		●	●
WATERAS ⑤ M P20 2-101 and 105, Kanda-Awajicho ☎03-3526-3555	●	●	●	●		●		●	

	Restaurant	Restroom	Elevator	Parking	Wheelchair rental	Odorate-friendly	Written communication	Changing table	Nursing room
Akihabara Washington Hotel ⑤ M P21 1-8-3 Kanda-Sakumacho ☎03-3255-3311	●	●	●				●	●	
APA Hotel Iidabashi-Ekimaie ④ M P17 3-4-6 Iidabashi ☎03-3511-8311	●	●	●		●	●	●	●	
APA Hotel Tokyo Kudanshita ④ M P17 1-4-7 Iidabashi ☎03-5210-7111	●	●	●		●	●	●	●	
Gakushikaikan ⑥ P23 M P24-25 3-28 Kanda-Nishikicho ☎Lodging: 03-3292-5938 Meeting/Banquet: 03-3292-5936 Wedding: 03-3292-5946	●	●	○	●	●		●	●	●
The Peninsula Tokyo ② M P8 1-8-1 Yurakucho ☎03-6270-2888	●	●	●		●	●	●	●	●
Shangri-La Hotel, Tokyo ① M P5 Marunouchi Trust Tower Main ☎03-6739-7888	●	●	●	●	●	●	●	●	
Imperial Hotel Tokyo ② M P8 1-1-1 Uchisaiwaicho ☎03-3504-1111	●	●	●	●	●	●	●	●	●
Tokyo Station Hotel ① M P4 1-9-1 Marunouchi ☎03-5220-1111	●	●	●	●		●	●	●	
Palace Hotel Tokyo ①③ M P5 P13 1-1-1 Marunouchi ☎03-3211-5211	●	●	●		●	●	●	●	●
Hotel Grand Palace ④ M P16-17 1-1-1 Iidabashi ☎03-3264-1111	●	●	●		●	●	●	●	
Hotel Metropolitan Edmont ④ M P17 3-10-8 Iidabashi ☎03-3237-1111	●	●	●			●	●	●	●
Hotel Metropolitan Tokyo Marunouchi ① M P5 1-7-12 Marunouchi ☎03-3211-2233	●	●	●	●	●	●	●	●	
Marunouchi Hotel ① M P5 1-6-3 Marunouchi ☎03-3217-1111	●	●	●	●	●	●	●	●	●
Remm Hibiya ② M P8 1-2-1 Yurakucho ☎03-3507-0606	●	●	●				●	●	

Dine & Stay: Hotels Please contact the hotel you wish to stay at and make your own booking.



Take a **taxi** to go **sightseeing** around Tokyo

Licensed drivers with knowledge of local tourism come pick you up.
Enjoy hassle-free sightseeing from door to door.

You won't miss anything even on the move!



一般社団法人
TOKYO 東京ハイヤー・タクシー協会
Tokyo Hire-Taxi Association

<http://www.taxi-tokyo.or.jp/english/index.html>

Contact an operator to request or for inquiry



AR Media Comprehensive Platform



TRY me!

Start the @AR App and scan @ in the book.



Download the App from here



@AR Player Search



*Packet communication fees will be charged by user.
*Depending on the smartphone model, you may not be able to view the contents.

*Apple and the Apple logo are trademarks of Apple Inc., registered in the U.S. and other countries. App Store is a service mark of Apple Inc. *Google Play and the Google Play logo are trademarks of Google Inc.