

The Official Tokyo Tourism Guide

English / 英語

# TOKYO

## Travel Guide



Travelers from overseas can receive discounts when presenting this guidebook. The discounts are available at the facilities with the mark shown on the left. **Discount period : Valid until November 30, 2020**

**TCVB** Tokyo Convention & Visitors Bureau

TokyoTokyo Old meets New

# Central Tokyo 東京都心図



1 : 85,000  
0 1km







Information Center/  
and Foreign  
Center  
Information Center  
Information Center  
Information Center

- Currency Exchange
- ATM  
\*ATMs accepting international credit cards and cash cards
- Post Office  
\*International credit cards and cash cards can be used at Japan Post Yūcho ATMs
- Art Gallery/Museum
- Shopping
- Coin locker
- Police Station/Koban
- Hospital
- Church
- Temple
- Shrine
- Embassy/Consulate/  
Representative Office, etc.
- Subway Exit  
with an Elevator
- Subway Exit  
with an Elevator  
(No Exit Number)
- Airport
- Boat Boarding Area
- Municipal Office
- Ward & Village Office

— JR Line  
— Private Line and  
Other Railways  
..... Main Subway Lines

Northern  
Area P.53



# Contents

**Tokyo Broad Map** ..... P.1

**Tokyo: Gourmet City** ..... P.3

**Traditional Cultural Experiences** .... P.4

**Special half-day and full-day  
Sightseeing Route in Tokyo** ..... P.5

**Access Information** ..... P.11

**Sightseeing Spots  
in Nearby Prefectures** ..... P.63

**Tourist Spots**

Park/Garden ..... P.65

Zoo/Botanical Garden ..... P.67

Amusement park ..... P.68

Museum ..... P.69

**Tour Guide Services** ..... P.74

**Free Wi-Fi Services** ..... P.75

**General Information for Tourists** ..... P.76

**When in trouble during your stay** ..... P.77

**Useful Numbers** ..... P.78

**Transportation Network** ..... P.85

**\*All information is as of October 2019  
unless otherwise stated. Please note that  
information on the facilities is subject to  
change without notice.**

**How to read the Access Information**

The Access information is described in this form:

Station name (Railway company name: Station Number)  
Ex)

Station name Railway company name	Station Number(s) of the Railway company	Another railway company name if there is (are) the station(s) of the same name
Ueno (JR: JU01, JK30, JU02, JY05, Subway: G16, H18), Okachimachi (JR: JK29, JY04)		
Another Station name if there is (are) another direct station	Station Number(s) of the Railway company	Station Number(s) of another Railway company

**Discount period :**  
**Valid until November 30, 2020**

**Area Map**

- A Shinjuku 15
- B Shibuya Harajuku Omotesando 17
- C Asakusa 21
- D Sumida Ryogoku 25
- E Ueno 27
- F Akihabara Akihabara 29
- G Ginza 31
- H Marunouchi 33
- I Nishi-Shinjuku 35
- J Roppongi Akasaka 39
- K Ikebukuro 41
- L Odaiwa Ariake Aomi 43
- M Shiodome Shiba Takeshiba 45
- N Shinjuku 47
- O Ota 49
- P Shilbarata 51
- Q The Northern Tama Area 53
- R The Southern Tama Area 55
- S The Western Tama Area 57
- T Tokyo Islands 59
- Nearby Prefectures 63
- Park/Garden 65
- Zoo/Botanical Garden 67
- Amusement park 68
- Museum 69

This map is an approved copy of Digital Map (Basic Geospatial Information) Digital Japan Basic Map (map information), Digital Japan Basic Map (Access Information), Digital Japan Basic Map (Place Name Information), Digital Map (Basic Geospatial Information) Fundamental Geospatial Data (digital elevation model) and Digital Map (Basic Geospatial Information 200000) issued by the Director Geospatial Information Authority of Japan. (Approval No. Hei 29 Jochi, No. 477)



# Tokyo: Gourmet City

Tokyo boasts a diverse dining scene with traditional and modern Japanese dishes, as well as culinary delights from all over the world!

From street food to Michelin-starred restaurants offering classic Japanese, French and Italian cuisine, Tokyo has it all! Discover a vast array of delicious delights in one of the most exciting dining destinations in the world.



## Sweets

### Sweets Galore!

Eat your way through Tokyo's assortment of sweets — from the cute and photogenic to traditional Japanese desserts.

## Experience Izakaya Culture

Get acquainted with locals as you enjoy the best of Japanese casual cuisine and sake.



## Izakaya



In 2019, Tokyo had the most Michelin Guide starred restaurants in the world.

Also, in its September 2015 issue, the American magazine "Savour" gave its World's Best Food City Award to Tokyo.

**Tokyo's Stellar Restaurants**

**EAT 東京 TOKYO**  
TOKYO RESTAURANT SEARCH ENGINE



For dining or drinking places with multi-language menus, be sure to check "EAT TOKYO" ([www.menu-tokyo.jp/](http://www.menu-tokyo.jp/)) that offers information on food in 12 different languages!





**Food Sample Making**



**Taiko Drumming and Performance**



**Ninja and Samurai Experience**



**Edo Kiriko Glass Cutting**



Make your visit unforgettable by experiencing Japan's traditional crafts and customs firsthand!

# Traditional Cultural Experiences

Dive into Japan's rich culture by trying your hand at authentic cultural and culinary arts. Numerous facilities throughout the city offer unique opportunities for visitors to get a deeper understanding of the Japanese way of life—past and present.



**Edo Furin (Wind Bell) Making**



**Dress in Kimono**



For more information, visit our website "GO TOKYO!" [www.gotokyo.org/en/](http://www.gotokyo.org/en/)

# Special half-day and full-day Sightseeing Route in Tokyo

*Tokyo consists of many unique towns. There are itineraries with only select spots in Tokyo including traditional tourist facilities and places to enjoy good food.*

For other sightseeing routes, see our website.

[www.gotokyo.org/en/](http://www.gotokyo.org/en/)



## “Two Ultimate Half-Day Sightseeing Routes in Tokyo”

### Route Guide ①



#### Nihonbashi



Near Nihonbashi, which is the starting point of the Japanese roadway network, there are department stores such as Mitsukoshi, Takashimaya and COREDO Muromachi.

Nihonbashi Station → Tokyo Metro Ginza Line (about 3 min.) → Ginza Station

#### Main Point

There is a boat dock at the bridge where visitors can take various boat rides.



#### Ginza



#### Main Point

The Wako Clock Tower that stands at the Ginza Yon-chome intersection is a symbolic landmark of Ginza.

Here, there are many department stores such as Matsuya and Mitsukoshi as well as Japanese and foreign brand shops, well-established Japanese accessory and sweets shops, and famous shops that masterfully make their products with skills that have been passed down the generations.

Dinner in Ginza



#### Main Point

A short walk from Ginza and enjoying dishes prepared with fresh seafood is a good way to enjoy dinner at the Tsukiji Outer Market.



Ginza, which was once the main source for Western culture, still retains its historic establishments such as old Western restaurants and cafes. There are also many high-class restaurants and sushi bars here.

### Route Guide ②



#### TOKYO SKYTREE TOWN

This is a new commercial complex centered around TOKYO SKYTREE<sup>SM</sup>. Find retail heaven at TOKYO Solamachi as well as entertainment facilities and an aquarium.

#### Main Point

On a clear day, you can see as far as 70 kilometers away from the First Observatory.

TOKYO SKYTREE Station → Toei SKYTREE Line (about 3 min.) → Asakusa Station

©TOKYO-SKYTREETOWN



#### Sensoji Temple



©Sensoji Temple

#### Main Point

Traveling by rickshaw is recommended for those who want the complete Asakusa experience.

This is the oldest temple in Tokyo and the symbol of Asakusa. After crossing Kaminarimon Gate and walking through Nakamise Street, which is lined with about ninety shops, you will reach the Main Hall, where the statue of the Kannon of compassion is enshrined.

Lunch in Asakusa



#### Main Point

There are many old established shops that offer confectionaries and Japanese sweets around Sensoji Temple.

Traditional Tokyo-style dishes are recommended if you decide to have lunch in Asakusa. There are plenty of famous and old established shops that serve sushi, tempura, soba noodles, monjayaki and more.

# "A One-day Trip Through Tokyo on the Yamanote Line"

## Route Guide ③

Enjoy sightseeing in Tokyo with the Yamanote Line, which is the main transportation artery of the city of Tokyo. Visit imposing landmarks such as the Tokyo Tower and the Imperial Palace, and stop by huge entertainment districts like Shibuya and Shinjuku.

### START Hamamatsucho Station

▼ Walk (15 min.)

### Tokyo Tower

▼ Walk (15 min.)

### Hamamatsucho Station

▼ JR Yamanote Line (6 min.)

### Tokyo Station

▼ Walk (15 min.)

### Imperial Palace

▼ Walk (15 min.)

### [Lunch] Around Tokyo Station

### Tokyo Station

▼ JR Yamanote Line (24 min.)

### Shibuya Station

### Shibuya-Omotemando-Harajuku (travel on foot)

### Harajuku Station

▼ JR Yamanote Line (4 min.)

### Shinjuku Station

### Shinjuku Area (dinner)




### 9:00 Tokyo Tower

Ever since its opening in 1958, it has been adored as the landmark of Tokyo. The Top Deck is located at a height of 250 meters.

#### Main Point

It is a good idea to enjoy the observation decks in the morning as they are open from 9 o'clock and not so crowded at that time.



#### Main Point

Imperial Detached Court and East Gardens of the Imperial Palace both have grass lawns that are good relaxing spots.




### 11:00 Imperial Palace

Good spots to visit are the Kokyo Gaien National Garden at the Imperial Palace Plaza, which commands a view of the Double Bridge (Main Gate Stone Bridge), and the East Gardens of the Imperial Palace, where relics such as the keep of the Edo Castle still remain.



Lunch  
Around Tokyo  
Station



#### Main Point

You can enjoy the ramen noodles at the Tokyo Ramen Street located inside Tokyo Station.

There are many restaurants in the commercial buildings on the Marunouchi side such as the Marunouchi Bldg. and the Shin-Marunouchi Bldg. Locations on the Yaesu side such as the Yaesu Underground Shopping Center and Granroof are dotted with shops.




#### Main Point

The area is full of popular shops and many cozy cafés.

#### Main Point

Enjoy a breathtaking view of Shinjuku for free at the observation decks of the Tokyo Metropolitan Government Building.



### 19:00 Shinjuku (dinner)

The west side of Shinjuku Station is lined with skyscrapers with restaurants on the upper floors that let you enjoy the night view while dining. The east side of Shinjuku Station is a large entertainment district where famous spots such as Kabukicho and the Shinjuku Golden-Gai are located.



### 15:00 Shibuya-Omotemando-Harajuku

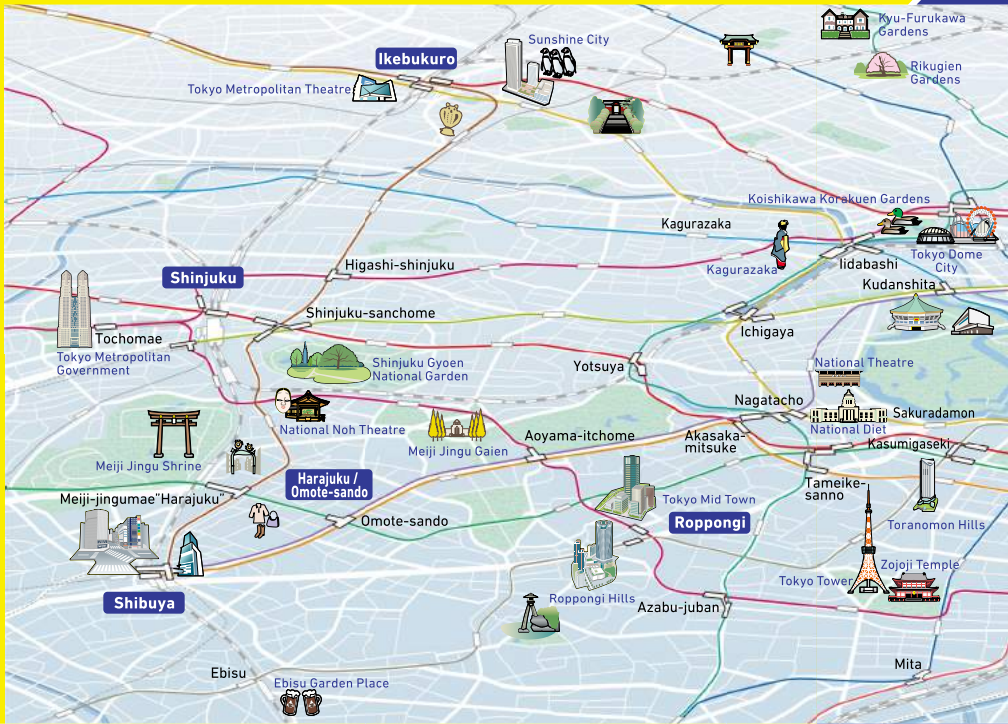
An area where you can find the latest trends in fashion, cafés, and sweets. It is a pleasant place to walk around while enjoying shopping and eating.





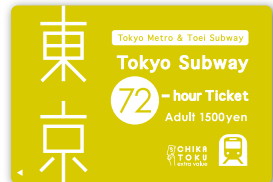
# Tokyo Subway Ticket

## for Tokyo Metro & Toei Subway



You can ride trains on the nine Tokyo Metro lines and four Toei Subway lines.

	24-hour Ticket	48-hour Ticket	72-hour Ticket
<b>Price</b> ( )...for child	<b>¥800 (¥400)</b>	<b>¥1,200 (¥600)</b>	<b>¥1,500 (¥750)</b>
<b>Valid Period</b>	24 hours after first use	48 hours after first use	72 hours after first use



### Where to Purchase

**Tokyo Metro Passenger Information Desks** (at Ueno, Ginza, Shinjuku, Omote-sando and Tokyo stations)

**Toei Subway Tourist Information Center** (at Ueno-okachimachi station)

#### Airports

Haneda International Airport (Tokyo Tourist Information Center in International Terminal)  
Narita International Airport (Keisei Bus Ticket Counter)

#### Hotels

Some hotels in the metropolitan area (limited to hotel guests)

#### Other places

Major Bic Camera stores throughout Tokyo, major Laox stores throughout Tokyo, and some H.I.S. "Tourist Information Centers", and more.

For details, check: [www.tokyometro.jp/en/ticket/value/travel](http://www.tokyometro.jp/en/ticket/value/travel) \*We shall confirm with passports that the visitors are foreign tourists.



✓ Can be used for both Toei Subway and Tokyo Metro Subway lines.



- Tokyo Metro Line**
- Ginza Line
  - Marunouchi Line
  - Hibiya Line
  - Tozai Line
  - Chiyoda Line
  - Yurakucho Line
  - Hanzomon Line
  - Namboku Line
  - Fukutoshin Line
- Toei Subway Line**
- Toei Asakusa Line
  - Toei Mita Line
  - Toei Shinjuku Line
  - Toei Oedo Line

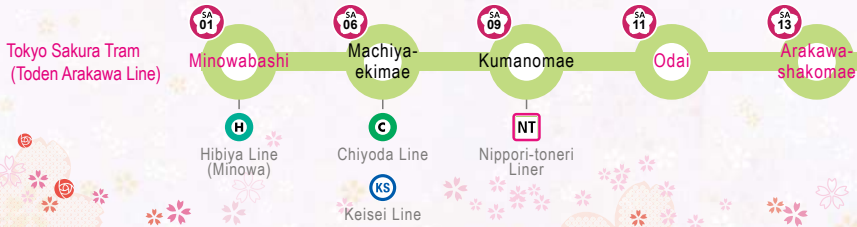
**An example plan** Have a fun taste of the Tokyo downtown Shitamachi areas starting and ending at Ueno.



Save 434 JPY! (Adult) Regular Tickets cost 1,234 JPY, Tokyo Subway Ticket costs only 800 JPY.

# A Trip on Tokyo Sakura Tram

Tokyo Sakura Tram (Toden Arakawa Line) is the only Tokyo Toden (the former tram network of Tokyo) line remaining in service today. Enjoy a relaxing tour on the tram line while observing the local people's daily lives and feeling a retro atmosphere in the neighborhoods along the line.



**START** 5 min walk from Minowa Sta. on Tokyo Metro Hibiya Line

## Minowabashi



The diorama railroad is cute!

▶ Just outside the station **10:00**  
**Minowabashi Omoidekan**

First, purchase a Toden One-day Pass! This Toei Transportation information center sells train tickets and souvenirs.  
\*10:00-18:00 Closed on Tue, Wed (open on national holidays)

▶ Just outside the station  
**JOYFUL MINOWA**

Beloved by local people for more than 80 years, this shopping street is lined with simple-looking yet delicious delis and bakeries.



**Toden One-day Pass** for your convenience and discount!



Adult: 400 yen  
Child: 200 yen



For more information, please check here!

## Odai



▶ 5 min walk **11:00**  
**MINI CHUBO-AN**

Specializing in selling handmade doll houses and miniature items, this store sells only high-quality items that look just like real ones, attracting fans even from abroad.



▶ 2 min walk **13:00**  
**Toden Omoide Hiroba (Toden Memorial Square)**

You can see rare and precious old-type trams! (Open from 10:00 to 16:00 only on Sat, Sun, and holidays, except for Dec. 29-Jan. 3)

This retro feel makes it a perfect place for taking photos!



## Arakawa-shakomae



▶ 4 min walk **12:00**  
**+h café (ash café)**

This café has opened in a renovated factory, with a Citroen kitchen car as a landmark. You can enjoy lunch plates with plenty of vegetables, and delicious sweets.

The Tarte Tatin made with an authentic French recipe is the café's signature dessert!





The area along the line has many places to see beautiful cherry blossoms, roses and other flowers.



SA 04 Arakawa-nichome



SA 17 Asukayama



SA 23 Otsuka-ekimae



SA 29 Omokagebashi

SA 16

Oji-ekimae

N

Namboku Line

JK

JR Keihin-Tohoku Line

SA 20

Shin-koshinzuka

I

Mita Line  
(Nishi-sugamo)

SA 21

Koshinzuka

SA 23

Otsuka-ekimae

JY

JR Yamanote Line

SA 25

Higashi-ikebukuro-yoncho

Y

Yurakucho Line  
(Higashi-ikebukuro)

SA 27

Kishibojimmae

F

Fukutoshin Line  
(Zoshigaya)

SA 30

Waseda

Oji-ekimae

▶ 8 min walk **13:30**

Nanushi no Taki Park

Take a walk in a green and quiet place with four waterfalls. This oasis in the town is said to have been built in the mid-19th century.



Koshinzuka



▶ 3 min walk

**14:30**

Sugamo Jizo-dori Shopping Street

Commonly known as "Harajuku for grandmas," this popular shopping street is a fun place to enjoy shopping and eating something while looking around!

Take a break at Mizuno, a shop selling Sugamo's specialty *shio-daifuku* (rice cake with salt-seasoned bean jam).



▶ 5 min walk

**16:00**

Kishimojindo

This temple enshrines Kishimojin, the deity of safe birth and child rearing, from about 450 years ago. The place gives a feeling of tranquility you would not expect in an urban area. In 2016, the temple was designated a national important cultural property.



Kishibojimmae



Praying to Togenuki Jizo at Koganji Temple.



**GOAL**

Go to Zoshigaya Station on Tokyo Metro Fukutoshin Line for the end of your tour



Tokyo Metropolitan Bureau of Transportation official website



Tokyo Sakura Tram Information



TOEI TRANSPORTATION



All information contained in these two pages is as of July 2019.

# Economical Tickets

●:JR ●:Tokyo Metro ●:Toei Metro ●:Toei Bus ●:Toei Tram ●:Other

## Tickets

### Tokyo 1-Day Ticket (Tokyo Furi Kippu)

●\*1 ●●●●● (Nippori-toneri Liner)

■ Adult ¥1,600 ■ Child ¥800 ■ Valid Period: One day

Available at JR Ticket Offices (Midori-no-Madoguchi) at most major JR East Tokyo stations as well as at Travel Service Centers (View Plaza). \*1: JR East trains within Tokyo's 23 cities



### Common One-day Ticket for Tokyo Metro & Toei Subway

●●

■ Adult ¥900 ■ Child ¥450

Available at ticket machines at Toei/Tokyo Metro subway stations. Purchase on the day of use.



### Tokyo Subway Ticket

●●

■ 24hours: Adult ¥800, Child ¥400 ■ 48hours: Adult ¥1,200, Child ¥600 ■ 72hours: Adult ¥1,500, Child ¥750

Available at the counters at Haneda Airport and Narita Airport, etc.

■ TOKYO STARTER KIT (72hours with Toei Bus Oneday Pass and three days travel insurance, etc): Adult only ¥3,000

Available at the counters at Tourist Information Center of Ueno-okachimachi Station and Station Master's Office of Tochomae Station, etc.



### Tokyo Metro 24 hour Ticket

●

■ Adult ¥600 ■ Child ¥300

Advance tickets are available at the commutation ticket counters of Tokyo Metro stations (w/ some exceptions), and on-the-day tickets at ticket machines of Tokyo Metro stations (w/ some exceptions).



### Toei One-day Pass (Toei Marugoto Kippu)

●●●●● (Nippori-toneri Liner)

■ Adult ¥700 ■ Child ¥350 ■ Valid Period: One day

On the day of use, passes are available at automatic ticket vending machines in all Toei Subway stations and Nippori-toneri Liner stations, and on Toei buses/trams.



### Tokyo Metropolitan District Pass (Tokunai Pass)

●

■ Adult ¥760 ■ Child ¥380 ■ Valid Period: One day

Available at JR EAST stations within the designated zone (Tokyo's 23 cities), at Reserved Seat Ticket Machines, JR Ticket Offices (Midori-no Madoguchi), and Travel Service Centers (View Plaza).



### Toei Bus One-day Pass

●\*2

■ Adult ¥500 ■ Child ¥250

Advance tickets are sold at the Toei bus office and branch offices, and the Toei bus Commuter Ticket Sales Office. In addition to the sales place of advance tickets, same-day tickets are sold in the Toei bus in car (purchasing in PASMO and Suica is also possible in car). \*2: Only in Tokyo's 23 cities



### Toden One-day Pass

●

■ Adult ¥400 ■ Child ¥200

On the day of use, passes are available at Arakawa Toden Sales Office; vending locations for Toei tram commuter passes; Minowabashi Ornoidekan; and on Tokyo Sakura Tram (Toden Arakawa Line). (Only on Tokyo Sakura Tram, the Pass data can be added to your PASMO or Suica card)



### Yurikamome One-Day Pass

● (Yurikamome)

■ Adult ¥820 ■ Child ¥410

Available at ticket machines of Yurikamome stations on the day of use. Advance tickets can be purchased at the station master's offices of Shimbashi and Toyosu stations.



### Rinkai Line 1 day ticket

● (Rinkai Line)

■ Adult ¥730 ■ Child ¥370

Available at the counter and some automatic ticket machines at each station on the Rinkai Line (available only at automatic ticket machines at Osaki Station).



### PASMO, Suica

After buying a new card with an advanced payment, you can pass the ticket barrier by touching the automatic ticket gate or bus ticket reading machine with the IC card, and the fare will be deducted automatically. In addition, fares are usually lower than when purchasing tickets at ticket machines in Tokyo (fares are the same in some cases). The card can also be used as electronic money for shopping at registered shops.

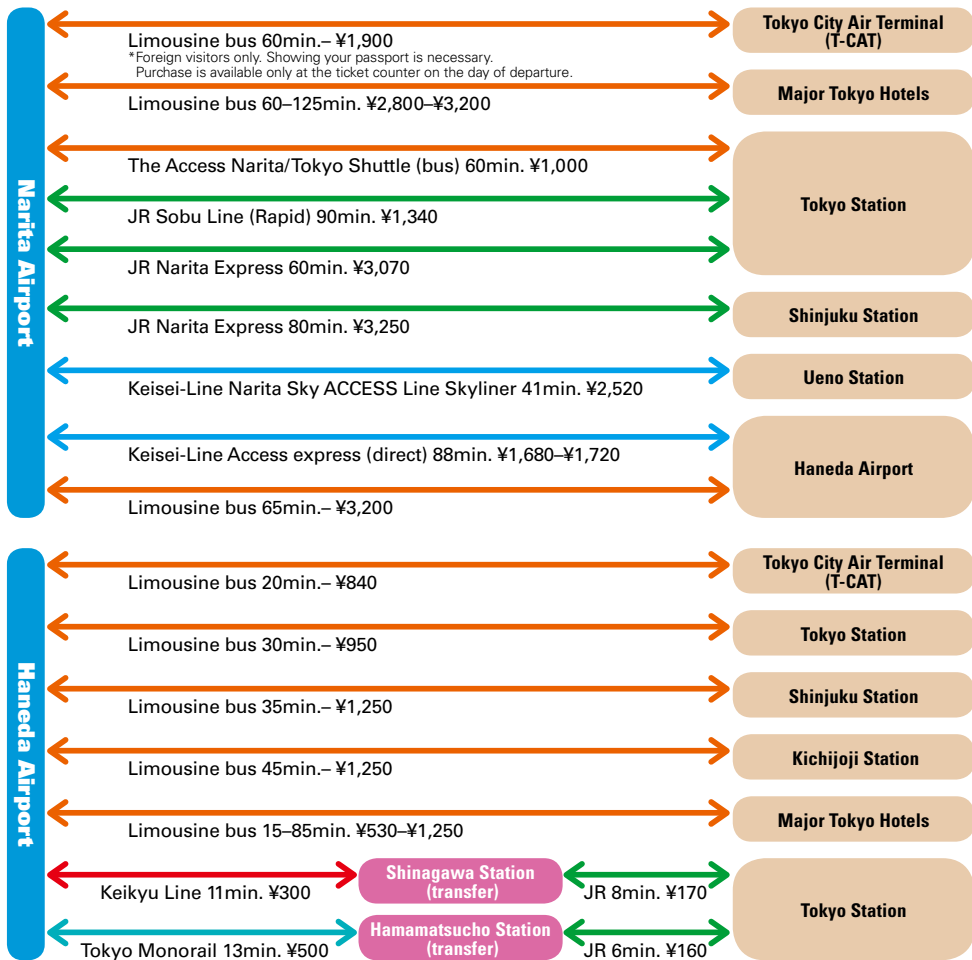




# Transportation Between the Airport and the Main Locations in Tokyo

## ■ Times and Fares from the Airport to Various Locations in Tokyo

\*One-way fares when purchasing tickets. The indicated time is the estimated shortest time. The fare varies according to the route.



## ■ A discount ticket for public transportation from the airport to the inner city

### Narita Airport

#### ● Limousine & Subway Pass (Narita Route)

■ Fare: 24-hour Ticket + one way Limousine Bus ticket  
**Adult ¥3,400, Child ¥1,700**

A pass that includes a Tokyo Subway 24-hour (or 48-hour or 72-hour) Ticket and a one-way Limousine Bus ticket between Narita Airport and various locations in the city. (\*)

#### ● Tokyo Shuttle & Subway Pass

■ Fare: 24-hour Ticket + Tokyo Shuttle (one way):  
**Adult ¥1,700 (No child fares)**

The pass includes a Tokyo Subway 24-hour (or 48-hour or 72-hour) Ticket and a Tokyo Shuttle Bus ticket between Narita Airport and Tokyo Station.

#### ● N'EX TOKYO Round Trip Ticket

■ Fare: **Adult ¥4,000, Child ¥2,000**

A round-trip ticket of Narita Express (N'EX) of JR East between Narita Airport and stations in the Tokyo metropolitan area.

### Haneda Airport

#### ● Limousine & Subway Pass (Haneda Route)

■ Fare: 24-hour Ticket + one way Limousine Bus ticket  
**Adult ¥1,800, Child ¥900**

A pass that includes a Tokyo Subway 24-hour (or 48-hour or 72-hour) Ticket and a one-way Limousine Bus ticket between Haneda Airport and various locations in the city. (\*)

#### ● Keikyu Haneda/Subway Pass

■ Fare: **Adult ¥1,200, Child: ¥600**

A set that includes a one-way ticket from Haneda Airport Terminal 1-2 Station or Terminal 3 Station to Sengakuj Station on the Keikyu Line, and a Common One-day Ticket for Tokyo Metro & Toei Subway.

\*Pass types vary depending on the purchasing place.

# Bus Information

## Toei Bus

A bus that covers the main areas in the city and lets you visit various locations by making connections with the different lines.



■ **Fare (general): Adult ¥210 (IC card ¥210), Child ¥110 (IC card ¥105)**

\*Fares in the Tama area are according to distance by kilometers. (Starting fare: Adult ¥180 (IC card ¥178), Child ¥90 (IC card ¥89))

## HATO BUS

There are bus tours of sightseeing spots in Tokyo such as Tokyo Tower and Odaiba. There are guided bus tours in English and Chinese, too.



■ **Fare and Hours: It depends on tour.**

WEB [www.hatobus.com/v01/en](http://www.hatobus.com/v01/en)

## SKY BUS TOKYO / SKY HOP BUS

"SKY BUSTOKYO" is a service that efficiently takes you through major sightseeing spots in Tokyo on an open-top bus. Passengers can enjoy several routes filled with variety that last for approximately one hour each. "The SKY HOP BUS" that can be freely boarded and disembarked with a 1-day pass is also popular.



■ **Fare: SKY BUS TOKYO**  
-Varies according to the route  
**SKY HOP BUS (one-day pass)**  
- **Adult: ¥3,600, Child: ¥1,800**

■ **Hours:** Marunouchi Mitsubishi Building ticket counter, 9:00-18:00 / TOKYO SKYTREE Station office, 9:00-18:00

☎ 03-3215-0008 (9:30-18:00)

WEB [www.skybus.jp/](http://www.skybus.jp/) / WEB [www.skyhopbus.com/](http://www.skyhopbus.com/)

## SKYTREE Shuttle®

Non-stop operations from TOKYO SKYTREE TOWN to various areas including Haneda Airport, Tokyo Disney Resort®, Odaiba, and Wako/Shiki. There is also a sightseeing shuttle bus connecting to the Ueno/Asakusa area.



Vehicle on Ueno-Asakusa Line

■ **Fare:**  
**Ueno-Asakusa Line:** Adult ¥220, Child ¥110  
**Haneda Airport Line:** Adult ¥940, Child ¥470  
**Tokyo Disney Resort Line:** Adult ¥800, Child ¥400  
**Odaiba Line:** Adult ¥600, Child ¥300  
**Wako-Shiki Line:** Adult ¥1,050, Child ¥530

\*The above fares may differ depending on the course.

WEB [www.tobu-bus.com/en/](http://www.tobu-bus.com/en/)

## Free Shuttle Bus

A free shuttle bus that anybody can use free of charge. It runs between 3 major spots every 10-20 minutes. Useful for touring or shopping.



**"Tokyo Bay Shuttle" –the fare-free circuit bus that connects the new Tokyo waterfront subcenter**

■ **Hours:** 11:30-19:30 Open 365 days ■ **Frequency:** About 20 min.



**"Marunouchi Shuttle" –the fare-free circuit bus that connects the Otemachi, Marunouchi, and Yurakucho areas**

■ **Hours:** [Weekdays] 8:00-20:00 [Saturdays, Sundays, holidays] 10:00-20:00

■ **Frequency:** 12-15 min.

(Excluding some time periods. \*Not running on January 1. \*8:00-10:00 on weekdays: Otemachi Route)



**"Metrolink Nihonbashi" –the fare-free circuit bus that connects the historic Yaesu, Kyobashi, and Nihonbashi areas**

■ **Hours:** 10:00-20:00 (not running on January 1) ■ **Frequency:** About 15 min.



**"Metrolink Nihonbashi E Line" –the fare-free circuit bus that connects the Yaesu, Hamacho, Ningyochi and Kabutocho areas**

■ **Hours:** [Weekdays] 8:00-18:00 [Saturdays, Sundays, holidays] 10:00-20:00 (not running on January 1)

■ **Frequency:** About 22 min.



# Waterways Information

There are places of scenic and historical interest as well as amusement spots along the Sumidagawa River and bay area. Waterway traffic will add enjoyment to your sightseeing.

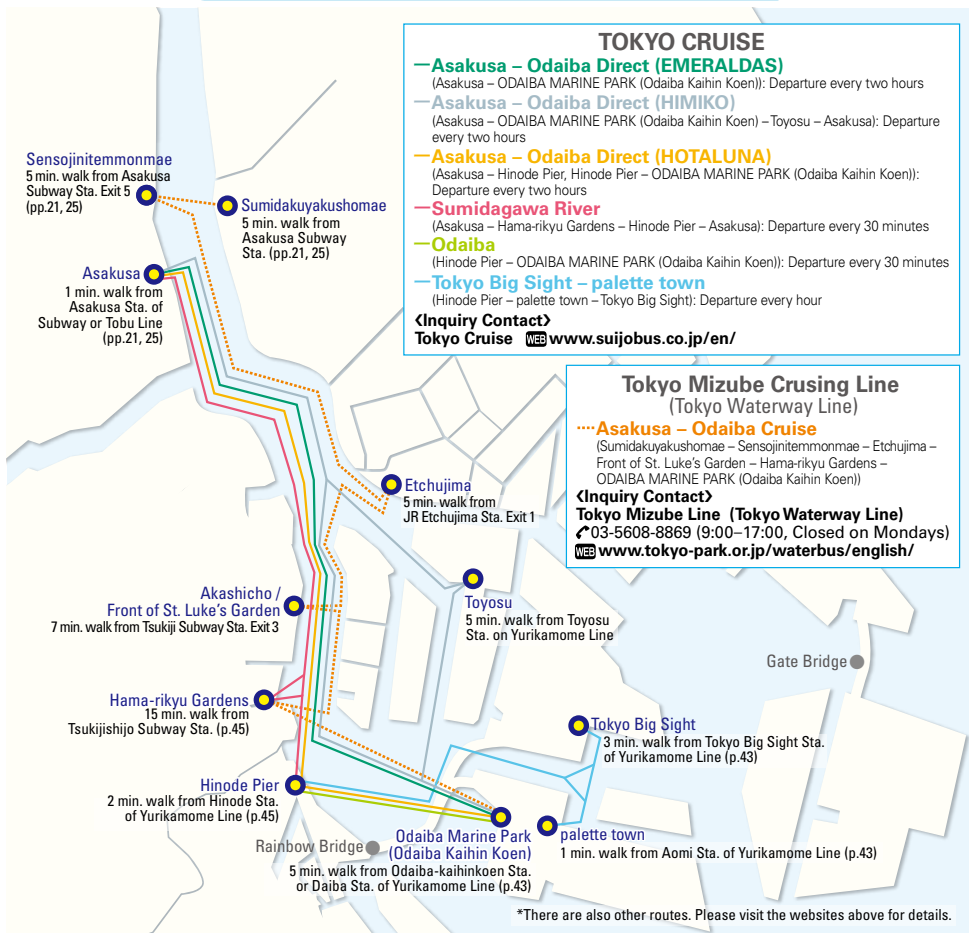


HOTALUNA



COSMOS

## Main Voyage Routes of Water Buses



Japan's greatest entertainment district where tall buildings are lined up next to each other along with plenty of new hot spots.

# Shinjuku

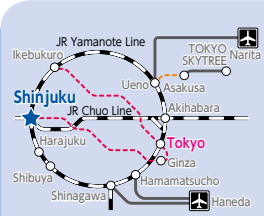
新宿

Tokyo Sta. 15min. Shinjuku Sta.

JR Chuo Line 15min. Shinjuku Sta.

Tokyo Sta. 19min. Shinjuku Sta.

Tokyo Metro Marunouchi Line 19min. Shinjuku Sta.



- Tourist Spots (pp.15-62)
- Tourist Spots (pp.65-73)
- Accommodation
- Shopping
- Art Gallery / Museum
- 1 Subway Exit with an Elevator
- EV Subway Exit with an Elevator (No Exit Number)



**Shinjuku Sta. Station Numbers**

11	18	05	20
17	01	01	

**Shinjuku Gyoen National Garden (P.66)**

Shinjuku Gyoen  
新宿御苑

**Department Store Basement Food Floors**

デパート地下  
Department Store  
Basement Food Floors

**Shinjuku Southern Terrace**

新宿サウザンテラス

**Shinjuku Skyscrapers**

新宿スカイスクラパーズ

**Department Store Basement Food Floors**

デパート地下  
Department Store  
Basement Food Floors

**Shinjuku Golden-Gai**

新宿ゴールデン街

**Hanazono-jinja Shrine**

花園神社

**Kabukicho**

歌舞伎町

**Samurai Museum**

サムライミュージアム

**Shinjuku Golden-Gai**

新宿ゴールデン街

**Shinjuku Golden-Gai**

新宿ゴールデン街

**Shinjuku Golden-Gai**

新宿ゴールデン街

**Shinjuku Golden-Gai**

新宿ゴールデン街

**Shinjuku Golden-Gai**

新宿ゴールデン街

**Shinjuku Golden-Gai**

新宿ゴールデン街

**Shinjuku Golden-Gai**

新宿ゴールデン街

**Shinjuku Golden-Gai**

新宿ゴールデン街

**Shinjuku Golden-Gai**

新宿ゴールデン街

**Shinjuku Golden-Gai**

新宿ゴールデン街

**Shinjuku Golden-Gai**

新宿ゴールデン街

**Shinjuku Golden-Gai**

新宿ゴールデン街

**Shinjuku Golden-Gai**

新宿ゴールデン街

**Shinjuku Golden-Gai**

新宿ゴールデン街

**Shinjuku Golden-Gai**

新宿ゴールデン街

**Shinjuku Golden-Gai**

新宿ゴールデン街

**Shinjuku Golden-Gai**

新宿ゴールデン街

**Shinjuku Golden-Gai**

新宿ゴールデン街

**Shinjuku Golden-Gai**

新宿ゴールデン街



## 1 Tokyo Metropolitan Government Building

東京都庁

☎03-5321-1111

MAP P15C1



One of Tokyo's landmarks, with an observatory on the 45th floor. The Tokyo Tourist Information Center is on the 1st floor of The Main Bldg. No. 1.

Tochohame (Subway: E28) Saturdays, Sundays, national holidays, New Year holidays, and inspection days of the T.M.G. Building.

**Tokyo Metropolitan Government Building Observation Decks**  
☎03-5320-7890 (Courtesy phone for the observatory: 10:00-17:00 on weekdays)

9:30-23:00 (Admitted until 30 min. before closing) (\*1) New Year holidays except for January 1, and inspection days of the T.M.G. Building; the 1st and 3rd Tuesdays for South Observatory, and 2nd and 4th Mondays for North Observatory (\*2) (opens if it falls on a national holiday, and will close on the following day) Free of charge

\*1: Use the special observatory elevator from the 1st floor of the Main Bldg. No.1. \*2: North Observatory is closed until middle of January 2020 for renovation.

**Tokyo Tourist Information Center**

☎03-5321-3077 9:30-18:30

New Year holidays and inspection days of the T.M.G. Building.

## 4 Hanazono-jinja Shrine

花園神社  
☎03-3209-5265

MAP P15B3

Tucked away between skyscrapers sits a shrine that dates back to the mid-17th century. Famed for its annual Tori-no-Ichi market in November, hundreds of thousands of people gather to buy kazarikumade (decorative rakes), food, and other wares. There are also stalls selling food. The kumade are believed to help in "raking in" wealth and good fortune.

Shinjuku-sanchohme (Subway: F13, M09, S02)



## 5 Samurai Museum

サムライミュージアム  
☎03-6457-6411

MAP P15B3



Their belief, "Reputation grudged" shows that samurai is not a simple soldier; they highly valued honor above life. The beauty of samurai spirit is shown in Japanese swords and their costumes. You can see what samurai spirit is and feel their spirits still living in today's Japanese people.

Seibu-shinjuku (Seibu: SS01), Shinjuku (JR: JA11, JB10, JC05, JS20, JY17, Keio: KO01, Odakyu: OH01), Shinjuku-sanchohme (Subway: F13, M09, S02) 10:30-21:00 (Admitted until 20:30) Adults: ¥1,900



## 2 Kabukicho

歌舞伎町

MAP P15B3

Known as "the town that never sleeps", it is one of the liveliest entertainment districts in Shinjuku.

Seibu-shinjuku (Seibu: SS01), Shinjuku (JR: JA11, JB10, JC05, JS20, JY17, Keio: KO01, Odakyu: OH01) Varies according to the facility/store



## 3 Shinjuku Golden-Gai

新宿ゴールデン街

MAP P15B3



An entertainment district that was formed during the chaotic period that followed the war. There are still various small eating and drinking establishments along its narrow streets. There are three hundred shops ranging from old ones reminiscent of the 1950's to new ones opened up by young owners with bright new concepts.

Seibu-shinjuku (Seibu: SS01), Shinjuku (JR: JA11, JB10, JC05, JS20, JY17, Keio: KO01, Odakyu: OH01), Shinjuku-sanchohme (Subway: F13, M09, S02) Varies according to the store



## Enjoy Shopping in Shinjuku

The Electronics Area and Department Store Basement Food Floors of Shinjuku

MAP P15B2, C/3



Shinjuku station is surrounded by huge electronics stores such as Yamada Denki, Bic Camera, and Yodobashi Camera, which offer plenty of equipment such as PCs and electrical home appliances. With Odakyu Department Store and Keio Department Store at the West Exit along with other stores including Shinjuku Isetan at the East Exit and Shinjuku Takashimaya at the South Exit, the area surrounding the station is lined with huge department stores. Among some of the most popular spots are department store basement food floors, which offer food items, Japanese and Western sweets, prepared dishes, boxed lunches, and more. Many popular shops where eager customers are lined up appear one after another.

Shinjuku (JR: JA11, JB10, JC05, JS20, JY17, Subway: E27, M08, S01, Keio: KO01, Odakyu: OH01), Shinjuku-nishiguchi (Subway: E01)

Shinjuku

15

Shibuya  
Harajuku  
Omotesando 17

Asakusa  
21

Sumida  
Ryogoku  
25

Ueno  
27

Akihabara  
Ochanomizu  
29

GINZA  
31

Marunouchi  
33

Nihonbashi  
35

Roppongi  
Akasaka  
39

Ikebukuro  
41

Odaiha  
Ariake  
Aomi  
43

Shiodome  
Shiba  
Takeshiba  
45

Shinjagawa  
47

Ota  
49

Shibamata  
51

The Northern  
Tama Area  
53

The Southern  
Tama Area  
55

The Western  
Tama Area  
57

Tokyo Islands  
59

Nearby  
Prefectures  
63

Park/Garden  
65

Zoo/Botanical  
Garden  
67

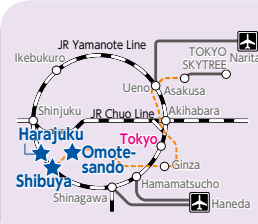
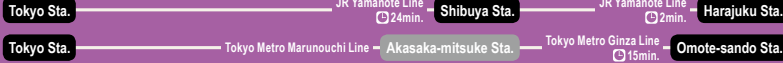
Amusement  
park  
68

Museum  
69

Once you cross the street away from the entertainment district filled with the latest trends, you will find yourself surrounded by a quiet and cultural townscape.

# Shibuya/Harajuku/Omotesando

渋谷・原宿・表参道



- Tourist Spots (pp.15-62)
- Tourist Spots (pp.65-73)
- Accommodation
- Shopping
- Art Gallery / Museum
- 1 Subway Exit with an Elevator
- EV Subway Exit with an Elevator (No Exit Number)



**Shibuya Sta. Station Numbers**

JA	10	15	19	20
SH	16	06	01	01
DT	01	01	01	01



## 1 Shibuya Scramble Crossing and Center-Gai

渋谷駅前 スクラブル交差点〜センター街 **MAP** P17D2



One of Tokyo's most famous sights and rumored to be the busiest intersection in the world, this crossing is an organized chaos as people spill out from the sidewalks from all sides. Center-Gai is popular with Japan's youth and boasts trendy stores, restaurants and nightclubs.

Shibuya (JR: JA10, JS19, JY20, Subway: F16, G01, Z01, Keio: IN01, Tokyu: DT01, TY01)

\*1: Shibuya Sta. \*2: Shibuya Scramble Crossing Area



## 2 SHIBUYA 109

SHIBUYA 109

☎03-3477-5111

A fashionable building that symbolizes Shibuya. It is highly popular with young women in their teens and twenties and has a large variety of popular items available. Commemorating its 40th anniversary in 2019, it has renewed its tenant lineup and logo design largely.

Shibuya (JR: JA10, JS19, JY20, Subway: F16, G01, Z01, Keio: IN01, Tokyu: DT01, TY01) Shop: 10:00-21:00 Restaurant/bar (café Ma Maison: 10:00-22:00 / Chirico di NAPOLI: 11:00-22:00) January 1



**MAP** P17D2



Shinjuku	15
Shibuya Harajuku Omotesando 17	
Asakusa	21
Sumida Ryogoku	25
Ueno	27
Akihabara Ochanomizu	29
GINZA	
	31
Marunouchi	33
Nihonbashi	35
Roppongi Akasaka	39
Ikebukuro	41
Odaiba Ariake Aomi	43
Shiodome Shiba Takeshiba	45
Shinjagawa	47
Ota	49
Shibamata	51
The Northern Tama Area	53
The Southern Tama Area	55
The Western Tama Area	57
Tokyo Islands	59
Nearby Prefectures	63
Park/Garden	65
Zoo/Botanical Garden	67
Amusement park	68
Museum	69

## 3 SHIBUYA SCRAMBLE SQUARE

渋谷スクランブルスクエア **MAP** P17D2

☎03-4221-4280



SHIBUYA SCRAMBLE SQUARE is a huge complex facility, 230 meters high and 47 floors above ground, which is the tallest in Shibuya. Opened in November 2019, it is home to 213 shops and restaurants, industrial interactive facility SHIBUYA QWS, offices, and observatory SHIBUYA SKY.

Shibuya (JR: JA10, JS19, JY20, Subway: F16, G01, Z01, Keio: IN01, Tokyu: DT01, TY01) Shops & Restaurant B2-11F, 14F: 10:00-21:00, wRestaurant 12F: 11:00-23:00, 13F: 11:00-24:00 No fixed holiday



©Shibuya Scramble Square

## 4 Omotesando

表参道

**MAP** P17B3/4



## 5 Takeshita-dori Street

竹下通り

**MAP** P17B3



Stores containing miscellaneous character and idol goods popular among teens are lined up along the street.

Harajuku (JR: JY19) Varies according to the store



The grand street that was constructed as the approach to Meiji Jingu Shrine. It connects JR Harajuku Station and Tokyo Metro Omote-sando Station. The street is lined with zelkova trees on both sides and provides a relaxing atmosphere. It is also lined with refined shops.

Omote-sando (Subway: C04, G02, Z02)

## 4-a OMOTESANDO HILLS

表参道ヒルズ

☎03-3497-0310 (general information)

**MAP** P17B4



Omotesando Hills is a unique cultural/commercial complex, emerging as the new face of Omotesando, and playing a role as a disseminator of various trends as a hub of Japanese fashion and culture. About a hundred shops and restaurants are lined up like street front stores on the spiral slopes that surround the six-storied space.

Omote-sando (Subway: C04, G02, Z02) Shop/Service: 11:00-21:00 (until 20:00 on Sundays), Restaurant: 11:00- Last Order: 22:30 (Last Order: 21:30 on Sundays), Café: 11:00- Last Order: 20:30 (Last Order: 19:30 on Sundays) \*Varies according to the shop and day of the week Open 365 days (except for 3 days during the year)

## 6 Meiji Jingu Shrine

明治神宮

**MAP** P17A2

☎03-3379-5511



This is one of the shrines of Shinto, which is Japan's indigenous religion. At this Shinto shrine, the souls of Emperor Meiji and Empress Shoken are enshrined. Constructed in 1920, the shrine will celebrate its centenary in 2020. The forest surrounding it was created thanks to the donation of 100,000 trees from all over Japan.

Harajuku (JR: JY19), Meiji-jingumae (Harajuku) (Subway: C03, F15)

From sunrise to sunset (varies according to the time of the year) Open 365 days



## 4-b TOKYU PLAZA OMOTESANDO HARAJUKU

東京プラザ表参道原宿

☎03-3497-0418

**MAP** P17B3



A commercial facility facing the Jingumae Intersection, which is located in the center of the Omotesando/Harajuku area. The various brands offer the latest fashion items for all lifestyles. The Omohara Forest on the roof serves as a haven for rest and relaxation.

Meiji-jingumae (Harajuku) (Subway: C03, F15) Shop: 11:00-21:00, Restaurant 6-7F: 8:30-23:00 No fixed holiday



# A relaxing walk along

## A half-day trip recommendation



Start at **12:00**

Start from **Shibuya**,  
head for **Shimo-takaido!**

**Boulangerie Sudo**



This bakery is a favorite with local residents throughout the day. Popular offerings include authentic sweet bread and delicious savory dressed breads.

Shinjuku

About 10 min.



**Shibuya**

**Sangen-jaya**

Finish at **17:00**

Den-en-toshi Line

located at the station

About 5 min.

Two stops from Sangen-jaya Sta. to Shibuya sta. on the Tokyu Den-en-toshi Line (one stop by express)

About a 1 min. walk

About 30 min.

From Shibuya Sta. take the Tokyu Den-en-toshi Line two stops (one stop by express) to Sangen-jaya Sta. At Sangen-jaya Sta. switch to the Setagaya Line to Shimo-takaido Sta.

**15:50**

**Shōin-jinja-mae**

About 6 min.

From Shōin-jinja-mae Sta. to Sangen-jaya Sta. on the Setagaya Line

About a 3 min. walk

**Directly connected to Shibuya Station!**



**Shibuya Sky**

Located 230 meters above Shibuya Sta., this hanging garden is Shibuya's latest spot where you can take in a panoramic view of the famous scramble crossing and Mt. Fuji.



**Shoin Shrine**

This shrine enshrines Shoin Yoshida, an influential thinker and educator of the 19th century. Yoshida is known as a deity of learning.

### Great-value tickets

**Setagaya Line Explorer Ticket**

This ticket allows unlimited rides on the Setagaya Line on the day of purchase. It is available at Sangen-jaya Station, Kamimachi Station, and Shimo-takaido Station. Just 340 yen for adults and 170 yen for children.

**Tokyu 1-day Open Tickets**

This ticket allows unlimited rides on all Tokyu Lines on the day of purchase. It is available at ticket vending machines at Tokyu Line stations. Just 680 yen for adults and 340 yen for children.

**Enjoy night strolling as well!**

Nonbei-Yokocho Street in Shibuya and "Sankaku-chitai" (triangle area) in Sangen-jaya are adjacent areas with lots of unique drinking places. These areas are enjoyed by many people every night.



"Sankaku-chitai"

# the Tokyu Setagaya Line

From Sangen-jaya Sta., 5 minutes away from busy Shibuya Sta. on the Tokyu Den-en-Toshi Line, to Shimo-Takaido Sta. the Tokyu Setagaya Line connects 10 stations along about 5 km. Along the route you can enjoy around historic sites, including temples and shrines, as well as enjoy many different foods and sweets.



## Setagaya Hachiman Shrine

This shrine is the residence of the guardian deity of the Setagaya area. Having long been famous for ceremonial sumo matches, this shrine continues to host a ceremonial sumo match every year, in August, even today.



You can experience sumo wrestling!

About 5 min.

From Miyanosaka Sta. to Shōinjin-mae Sta. on the Setagaya Line

About a 7 min. walk

About a 5 min. walk

About 10 min.

If you walk from Yamashita Sta. to Miyanosaka Sta.

15:30

Miyanosaka

located at the station

Odakyu Line  
About 16 min.  
to Shinjuku

Yamashita

14:00

Gotokuji

About 5 min.

From Shimo-takaido Sta.  
To Yamashita Sta. on the  
Setagaya Line

Keio Line  
About 12 min.  
to Shinjuku

Shimo-takaido

located at the station

## Setagaya Line Historic Train Car

An old railroad car that was used on the Setagaya Line has been restored. It is a nice place to take a relaxing break. There is no charge to enter the car.

Tatsumiya's Taiyaki



Parlor Shishido's  
Fruit Parfait



## Yaki-imo Fuji

This shop offers various kinds of baked sweet potatoes, including sweet An-no-imo variety, even sweeter Beni-haruka variety, Murasaki-imo, and Halloween Sweets.



About a 5 min. walk

## Gotoku-ji Temple

This temple is said to be the birthplace of maneki-neko, the "Lucky Cat". A maneki-neko cat raises its right paw to "beckon in" good luck.

About a 10 min. walk



## Shimo-takaido Shotengai Shopping Street

This shopping street is filled with food-related shops and stores, such as a popular taiyaki (fish-shaped pancake filled with sweet red bean paste) shop that always has a long line of customers and a fruit parlor operated by a long-established greengrocer.



Here still remains an old townscape and atmosphere lined with old-established shops that let you feel the mood of the Edo era.

# Asakusa

浅草

Tokyo Sta. — JR Yamanote Line — Kanda Sta. — Tokyo Metro Ginza Line (15min.) — Tawaramachi Sta. — Tokyo Metro Ginza Line (2min.) — Asakusa Sta.  
 Tokyo Sta. — JR Yamanote Line — Akihabara Sta. — Tsukuba Express (18min.) — Asakusa Sta.



● Tourist Spots (pp.15-62) ● Tourist Spots (pp.65-73) 🏠 Accommodation 🛍 Shopping 🎨 Art Gallery / Museum 🚪 Subway Exit with an Elevator 🚶 Subway Exit with an Elevator (No Exit Number)





## 1 Sensoji Temple

浅草寺

MAP P21B3

☎03-3842-0181

(10:00 to 16:00 except Sundays and holidays)

The oldest temple in Tokyo, said to have been built in 628. It is famous for its main Kaminarimon Gate, where a giant lantern hangs. There are many events such as the meeting of the traditional end of winter, the Day of 46,000 Blessings (Chinese Lantern Plant Fair), and the "Osame no Kannon" festival (battledore fair) to end the year.

Asakusa (Subway: A18, G19, Tobu: TS01, Tsukuba Express: TX03)  
 6:00–17:00 (6:30–October to March) Open 365 days



©Sensoji Temple

## 3 Asakusa Entertainment Hall

浅草演芸ホール

MAP P21B2

☎03-3841-6545

This pop entertainment hall offers Rakugo (comic storytelling), Manzai (comic dialogue), Mandan (comic monologue), acrobatics, magic and mimic shows.

Asakusa (Subway: A18, G19, Tobu: TS01, Tsukuba Express: TX03)  
 11:40–21:00 (excluding special performances)  
 Open 365 days  
 Adult ¥3,000 (excluding special performances)



## 5 Denboin-dori Street

伝法院通り

MAP P21B2

This street, which runs two hundred meters from east to west, is filled with the culture of Edo. Downtown souvenirs such as Japanese accessories and sweet amanatto beans and skillfully made crafts can be found here. The various sights to see include a statue of a famous thief on the roof of a garment shop, the colorful roof tiles, and the eight faces of Edo drawn on the shutters. Asakusa (Subway: A18, G19, Tobu: TS01, Tsukuba Express: TX03) Varies according to the store



## 7 Marugoto Nippon

まるごと にっぽん

MAP P21B2

☎03-3845-0510

From the 1st to 4th floors, this facility provides a "cultural pilgrimage". It features fresh produce and sake, and home-wares and miscellaneous items made by skilled artisans using traditional techniques. The event space offers events of the local governments from across the country, while the 4th floor has several restaurants serving Japanese cuisine including local dishes.

Asakusa (Subway: A18, G19, Tobu: TS01, Tsukuba Express: TX03)  
 1F, 2F: 10:00–20:00, 3F: 10:00–21:00, 4F: 11:00–23:00 (Last Order: 22:00) Varies according to the store



## 2 Nakamise Shopping Street

仲見世

MAP P21B3

Both sides of the 250m street from the Kaminarimon Gate to the Hozomon Gate are lined with about 90 stores dating from the Edo era.

Asakusa (Subway: A18, G19, Tobu: TS01, Tsukuba Express: TX03)  
 Varies according to the store



## 4 Kappabashi Dougugai Street

かっぱ橋道具街\*

MAP P21B1

☎03-3844-1225

(Tokyo Kappabashi Commercial Promotion Association)

A shopping area with a proud history of over 100 years. This 800m-long street is lined with 170 wholesale stores offering Japanese, Western and Chinese tableware; Japanese and Western dinnerware; Japanese and Western kitchenware; raw ingredients of food; packing supplies; food samples; and more.

Tawaramachi (Subway: G18), Asakusa (Subway: A18, G19, Tobu: TS01, Tsukuba Express: TX03)  
 10:00–17:00  
 Varies according to the store



## 6 Asakusa Culture Tourist Information Center

浅草文化観光センター

MAP P21C3

☎03-3842-5566

Taito City's tourist information facility located in front of the Kaminarimon Gate. In addition to tourist information (in Japanese, English, Chinese, and Korean) and ticket sales, visitors can also use the Internet for free. The observation terrace that commands a view of Asakusa is also popular.

Asakusa (Subway: A18, G19, Tobu: TS01, Tsukuba Express: TX03)  
 9:00–20:00 (8F Viewing deck ~22:00) Open 365 days (closed during periods of maintenance, etc.)



## 8 Kuramae

蔵前

MAP P21D2

This up-and-coming area was traditionally the home of toy wholesalers and craftsmen, but recently a wave of restaurants and shops with studios have moved into renovated old storehouses in the area, making it a fun area that still retains its old charm.

Kuramae (Subway: A17, E11)



Shinjuku

15

Shibuya

Harajuku

Omotesando 17

Asakusa

21

Sumida

Ryogoku

25

Ueno

27

Akihabara

Ochanomizu

29

GINZA

31

Marunouchi

33

Nihonbashi

35

Roppongi

AKASAKA

39

Ikebukuro

41

Odaiba

Ariake

43

Shiodome

Shiba

Takeshiba

45

Shinagawa

47

Ota

49

Shibamata

51

The Northern

Tama Area

53

The Southern

Tama Area

55

The Western

Tama Area

57

Tokyo Islands

59

Nearby

Prefectures

63

Park/Garden

65

Zoo/Botanical

Garden

67

Amusement

park

68

Museum

69

Tokyo Must See and Do Tourist Spots

# Asakusa & TOKYO SKYTREE TOWN Complete Walkthrough!

#asakusa  
#tokyoskytreetown



START!

Walk around Asakusa

#asakusa



Nakamise-dori Street



Sensoji Temple



At "Nadeshiko" inside the Ekimise shopping mall, you can rent kimono and yukata.

From Asakusa Station Bldg. "Ekimise", take a train on the **Tobu Line**

Asakusa Sta. ▶ TOKYO SKYTREE Sta.  
TOBU SKYTREE Line (Just one station), 3 min/150 yen



LUNCH

#sotamachi

TOKYO Solamachi is chock-full of a large variety of shops offering unlimited goods!

People are always queuing in front of "Rokurinsha TOKYO", the famous *tsukemen* (ramen dipping noodles) restaurant.



"Sushitsune"  
You can enjoy your choice of Edo Sushi while sitting at the counter.

The tempura rice bowl which looks like the shape of TOKYO SKYTREE<sup>SM</sup> is no mistake for Instagram!





©2017 Pokémon. ©1995-2017 Nintendo/  
Creatures Inc. / GAME FREAK inc. ポケットモンスター  
ポケモン・Pokémonは任天堂・クリエーターズ・  
ゲームフリークの登録商標です。

# SHOPPING!

#solamachi

TOKYO Solamachi has a large collection of popular character shops!



©'76,'16 SANRIO (E)



There are also many other fashion brand and souvenir shops!



•Ganso Shokuhin Sample-ya

•Asakusa Amezaiku Ameshin

# BREAK!

#matcha

Try different *matcha* green tea-flavored sweets!



•Gion Tsujiri

•nana's green tea



# AQUARIUM

Sumida Aquarium

One of Japan's largest indoor open pool-type tanks is certainly a must-see!



#sumidaaquarium



Japan. Tax-free Shop

TAX REFUND COUNTER

Hours: 10:00 a.m. to 9:00 p.m.  
Location: 1F, Block 7, TOKYO SKYTREE TOWN

# DECK

#skytreet

The 360-degree night view from TOKYO SKYTREE<sup>SM</sup>

A new sightseeing spot at TOKYO SKYTREE<sup>SM</sup> where a dedicated guide will guide you through the 155-meter SKYTREE TERRACE.



To Nikko, a place to fully enjoy Japan's history and natural beauty just two hours from Asakusa

Enjoy history, abundant nature and onsen hot springs – visit the Nikko and Kinugawa Onsen area! Using Tobu Express SPACIA, you'll be there from Asakusa or TOKYO SKYTREE Station in about two hours.



Mount Nantai and Lake Chuzenji



©TOKYO-SKYTREE

For more detailed information about Asakusa, TOKYO SKYTREE TOWN, and Nikko, check here!

**TOBU JAPAN TRIP**  
[www.tobujapantrip.com](http://www.tobujapantrip.com)



[tobu\\_japan\\_trip](https://www.instagram.com/tobu_japan_trip)



[tobugroup.en](https://www.facebook.com/tobugroup.en)





# 1 TOKYO SKYTREE TOWN

東京スカイツリータウン

MAP P2544



A new "town with a tower" in the districts of Narihira and Oshiage, where Edo culture continues to live on. It consists of the freestanding TOKYO SKYTREE<sup>SM</sup> broadcasting tower and other facilities at the foot of it, such as the TOKYO Solamachi commercial facilities, an aquarium, planetarium, offices, and more. TOKYO SKYTREE (Tobu SKYTREE Line: TS02), Oshiage (SKYTREE) (Subway: A20, Z14, Keisei: KS45) (Please come using public transportation such as the train or the bus)

## 1-a TOKYO SKYTREE<sup>SM</sup>

東京スカイツリー

☎0570-55-0634



The tallest freestanding broadcasting tower in the world boasting 634 meters in height. A view of the entire Kanto region can be enjoyed from the two observation decks located 350 and 450 meters above the ground and Mt. Fuji may be seen on sunny days. At the observation decks are also official shops, cafés, and restaurants. Observation decks: 8:00–22:00 (Admission until 21:00), Shop: 8:00–21:45 (varies according to the store) Open 365 days

## 1-b TOKYO Solamachi

東京ソラマチ

☎0570-55-0102



A "new downtown-style" commercial facility located at the foot of TOKYO SKYTREE<sup>SM</sup>. Gathered here are more than 300 shops that serve your fashion, tourism, and eating needs. A view of the tower from up close can be enjoyed while eating at some restaurants on the 30th and 31st dining floors. 10:00–21:00 / 6–7F, 30–31F: 11:00–23:00 (partly varies according to the store) No fixed holiday

## 1-c SUMIDA AQUARIUM

すみだ水族館

☎03-5619-1821



The huge aquarium themed on the sea of the "Tokyo islands", recreating the waters of the Natural World Heritage site, the Ogasawara Islands, is spectacular. There are also plenty of other sights to see, including the indoor open-pool style tank that lets you see penguins and seals from up close and a laboratory that brings you closer to living creatures. 9:00–21:00 \*Admission until 1 hr. before closing Open 365 days (temporarily closed on some days) Adults: ¥2,050, High school students: ¥1,500, Junior high / elementary school students: ¥1,000, Young children (3 yrs. and older): ¥600

## 1-d Konica Minolta Planetarium "Tenku"

コニカミノルタプラネタリウム"天空"

☎03-5610-3043

Enjoy a realistic walk under the stars in this planetarium operated by a manufacturer of planetarium devices. Visitors can relax on reclining seats and experience a new type of program that consists of an array of lights, sounds, and aromas. 10:00 show–21:00 show Closed only when works are being changed Adults, high and junior high school students: ¥1,500–, Children (from 4 yrs. old and elementary school students): ¥900 (¥1,700 for all "healing planetarium" relaxation program visitors. Children under elementary school age are not allowed to enter.)

# 2 Sumida Park

隅田公園

MAP P2543



A time-honored park opened to the public by Tokugawa Yoshimune so that common people could enjoy viewing cherry blossoms there. In spring, it is famous for its grand view of cherry trees in a line that spreads over 1 kilometer, and in summer, the Sumida River Fireworks Festival is held here. Sports can also be enjoyed on the grounds as there is a marathon course.

TOKYO SKYTREE (Tobu: TS02), Honjo-azumabashi (Subway: A19), Asakusa (Subway: A18, G19, Tobu: TSukuba Express: TX03) Open 24 hours Open 365 days



# 3 Ryogoku Kokugikan

两国国技館

MAP P25C1

☎03-3623-5111 (Nihon Sumo Kyokai)



Where grand tournaments of sumo, an ancient Japanese martial art, are held. Even when there are no main tournaments, visitors can still enjoy the concession stands within the premises. The Sumo Museum, which collects and stores documents related to sumo, is also popular. In addition to fighting sport events, there are musical events and more.

Ryogoku (JR: JB21, Subway: E12) Sumo Museum 10:00–16:30 Saturdays, Sundays, and holidays Free of charge \*For watching the sumo tournament matches (held in Jan., May, and Sep.), buying a ticket is necessary and reserved basis.



# 4 -Ryogoku- Edo NOREN

-两国-江戸NOREN

MAP P25C1

☎03-5637-7551 (Tourist Information)



This two-story complex with an old Edo style feel has a multitude of shops and restaurants, and even a sumo stage for events featuring cultural and historical aspects of Tokyo's past.

Ryogoku (JR: JB21, Subway: E12) 10:00–23:30 (varies according to the store) January 1–2, facility inspection days



# Traditional Crafts Experience

MAP P25B2, C4

Edo Kiriko glass is traditional form of glassware featuring distinctive, vivid colors and delicately engraved geometrical designs. At Sumida Edo Kiriko-kan, visitors have the opportunity to make them too! At Oshimaya-Onoda, a venerable Edo chochin (paper lantern) shop in business since 1854, visitors can paint lanterns using a brush and ink. \*Participating in the workshop program requires a reservation. Sumida Edo Kiriko-kan: Kinshicho (JR: JB22, JO22, Subway: Z13) Oshimaya-Onoda: Asakusa (Subway: A18, G19)



Shinjuku	15
Shibuya	
Harajuku	17
Omotenashi	
Asakusa	21
Sumida Ryogoku	25
Ueno	27
Akihabara	
Ochanomizu	29
Ginza	31
Marunouchi	33
Nihonbashi	35
Roppongi Akasaka	39
Ikebukuro	41
Odalba Ariake Aomi	43
Shiodome	
Shiba Takeshiba	45
Shinagawa	47
Ota	49
Shibamata	51
The Northern Tama Area	53
The Southern Tama Area	55
The Western Tama Area	57
Tokyo Islands	59
Nearby Prefectures	63
Park/Garden	65
Zoo/Botanical Garden	67
Amusement park	68
Museum	69



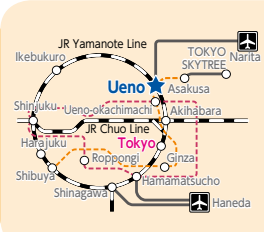
An area rich in nature and dotted with museums and historic structures. It is a relaxing area where the old downtown atmosphere still remains.








# Ueno

上野

Tokyo Sta.

JR Yamanote Line  
 Ueno Sta.



-  Tourist Spots (pp.15-62)
-  Tourist Spots (pp.65-73)
-  Accommodation
-  Shopping
-  Art Gallery / Museum
-  Subway Exit with an Elevator
-  Subway Exit with an Elevator (No Exit Number)



**Ueno Sta. Station Numbers**

J1	JK	JU	JY	O5
01	30	02	05	



## 1 Ameyoko

アメ横

MAP P27D3

The streets from JR Ueno Sta. to Okachimachi Sta. are crowded with stores offering clothes, miscellaneous goods, fresh fish and dried food.

Ueno (JR: JJ01, JK30, JU02, JY05, Subway: G16, H18), Okachimachi (JR: JK29, JY04)
   
 Varies according to the store



## 3 Kaneiji Temple

寛永寺

☎03-3821-4440

MAP P27B3

Built in 1625 by the Tokugawa shogunate as a prayer temple. It later also served as a family temple and entombed here are six former shoguns. The Konpon Chudo (main hall), the Kaisando, the Kiyomizu Kannondo, and the Shinobazu-no-ike Bentendo are among the structures that are located near Ueno Park.

Uguisudani (JR: JK31, JY06)
   
 9:00–16:00
   
 Open 365 days



## 5 Shitamachi Museum

台東区立下町風俗資料館

☎03-3823-7451

MAP P27D2

Experience shitamachi (traditional downtown) in this museum dedicated to showing how people lived their lives in the capital in earlier times.

Ueno (JR: JJ01, JK30, JU02, JY05, Subway: G16, H18), Ueno-hirokoji (Subway: G15), Ueno-okachimachi (Subway: E09), Yushima (Subway: C13)
   
 9:30–16:30 (Admission until 16:00)
   
 Mondays (or the following day when it falls on a national holiday), December 29–January 1, exhibition renewal periods, etc.
   
 Adult ¥300, Elementary/Junior high/High school student ¥100



## 6 Nezu-jinja Shrine

根津神社

☎03-3822-0753

MAP P27B1

Nezu-jinja Shrine was founded about 1,900 years ago. The current buildings were built in 1706 and the seven buildings including the Honden (main hall) are designated National Important Cultural Properties. In spring, about 3,000 azalea bushes of about 100 varieties bloom in the shrine's Azalea Garden.

Nezu (Subway: C14), Sendagi (Subway: C15)
   
 Karamon Gate: Mar.–Sep. until 18:00, Feb. and Oct. until 17:30, Nov.–Jan. until 17:00



## 2 Ueno Park (Shinobazu pond)

上野恩賜公園(不忍池)

MAP P27C2

☎03-3828-5644

Designated in 1873 as the first park in Japan. Located throughout the huge grounds, which are famous for viewing cherry blossoms, are a zoo, an art gallery, museums, and more. One of the main sites is the Toshogu Shrine, which was built in 1627 upon request by Tokugawa Ieyasu in his will.

Ueno (JR: JJ01, JK30, JU02, JY05, Subway: G16, H18)
   
 Varies according to the facility
   
 \*For details of the facilities, please see the "Tourist Spots" (pp.65–73).
   
 \*1:No Wi-Fi at some locations



## 4 Yushima Tenmangu Shrine

湯島天満宮(湯島天神)

☎03-3836-0753

MAP P27D2

The old shrine, established in 458, enshrines Sugawara Michizane, the God of Learning. There are about 300 Japanese plum trees in the precincts that were planted in connection with Sugawara Michizane. The Shaden architecture, entirely constructed with Japanese cypress in 1995, is a must-see.

Yushima (Subway: C13)
   
 6:00–20:00 (Treasure house 9:00–17:00)
   
 Worship in precincts 365 days available
   
 Treasure house – Adult ¥500



Take a stroll through Yanesen, where an old downtown shitamachi atmosphere still remains.

Yanesen & Yanaka Ginza



MAP P27A1/2



Yanaka, Nezu, and Sendagi, which are in a downtown shitamachi district of Tokyo, are collectively called, "Yanesen", and have become a popular spot for strolling. There are many shrines and temples there, including the bodaiji temple of the Tokugawa Clan. One of the main spots is Yanaka Ginza, which is crowded with both men and women, young and old, as there is everything from old established shops open since the Taisho era, to modern sweet shops. Many cats also gather at the Yuyake Dandan staircase, which is a hot spot for taking pictures of cats, located at the entrance of the shopping street.

Sendagi (Subway: C15), Nippori (JR: JY07, Keisei: KS02)

Shinjuku	15
Shibuya Harajuku Omotesando	17
Asakusa	21
Sumida Ryogoku	25
Ueno	27
Akihabara Ochanomizu	29
Ginza	31
Marunouchi	33
Nihonbashi	35
Roppongi Akasaka	39
Ikebukuro	41
Odaiba Ariake Aomi	43
Shiodome Shiba Takeshiba	45
Shinagawa	47
Ota	49
Shibamata	51
The Northern Tama Area	53
The Southern Tama Area	55
The Western Tama Area	57
Tokyo Islands	59
Nearby Prefectures	63
Park/Garden	65
Zoo/Botanical Garden	67
Amusement park	68
Museum	69





## 1 Kaiyodo Hobby Lobby Tokyo

MAP P29C4

☎03-3253-1951

A retail shop of the model manufacturer Kaiyodo. An abundance of elaborate figures and capsule toys including popular characters, Buddhist statues, animal figures and dinosaur figures can be found here. Samples of new products are also on display in a section of the gallery earlier than in other shops.

Akihabara (JR: JB19, JK28, JY03, Subway: H16, Tsukuba Express: TX01)

🕒11:00-20:00 📄No fixed holiday



## 3 Kanda Myojin Shrine

☎03-3254-0755

The ancient shrine was supposedly built in 730. It is believed to bring luck in business, family, finding a future spouse, protection from bad luck, and competition. The vermilion-lacquered main hall that appears after passing through the gateway and climbing the approach is a spectacular sight. It is easily accessible from Akihabara Station.

Akihabara (JR: JB19, JK28, JY03, Subway: H16, Tsukuba Express: TX01) 🕒Open 24 hours

📄Open 365 days



## 4 Kanda Secondhand Books Area

MAP P29C1

There are approximately 180 second-hand book stores with a total storage of more than 10 million books in the Kanda Jinbocho area. A wide range of specialized books can be found here that is a big appeal to book lovers.

Jimbocho (Subway: H10, S06, Z07)

📄Varies according to the store



## 6 Ochanomizu Origami Kaikan

☎03-3811-4025

This facility dedicated to Japanese paper and the art of paper folding is fun for adults and kids alike. The building has several floors featuring shops and galleries, and at the studio on the fourth floor you can see how the paper is dyed. Craftwork workshops including paper folding are also available.

Ochanomizu (JR: JB18, JC03, Subway: M20), Suehirocho (Subway: G14), Shin-ochanomizu (Subway: C12)

🕒9:30-18:00 📄Sundays, holidays  
📄Varies according to the class (Admission is free)



## 2 2k540 AKI-OKA ARTISAN & CHABARA AKI-OKA MARCHE

MAP P29B4



At the "2k540", craftworker's town under the bridge, you can purchase items while talking to the creators and experience craftwork yourself. At "CHABARA", you can find food items from various places across Japan and freshly ground coffee along with shojin ryori, or traditional Japanese vegetarian dishes. Akihabara (JR: JB19, JK28, JY03, Subway: H16, Tsukuba Express: TX01)

### 2-a 2k540 AKI-OKA ARTISAN

MAP P29B4

☎03-6806-0254

🕒11:00-19:00 \*Core time (varies according to the store)

📄Wednesdays (The facility remains open on holidays but stores are subject to individual opening hours.)

### 2-b CHABARA AKI-OKA MARCHE

MAP P29B4

☎03-3258-0051 (Nippon Hyakuten Shokuhinkan)

🕒11:00-20:00 📄January 1, 1st Wednesday of June and November

## 5 mAACH ecute KANDA MANSEIBASHI

MAP P29C3

☎03-3257-8910

A commercial facility that was completed on this site where the Manseibashi Station used to be. Inside this structure with beautiful brick arches are establishments such as specialty shops and cafés. Relics of the former Manseibashi Station are also on display here.

Akihabara (JR: JB19, JK28, JY03, Subway: H16, Tsukuba Express: TX01) 🕒Shop: 11:00-20:00

🕒Restaurant: 11:00-23:00 (until 21:00 on Sundays and public holidays)

📄No fixed holiday



## A View Like a Miniature Townscape Unfolding Before Your Eyes

Hijiri Bridge

MAP P29B3

Hijiri Bridge is one of the bridges that span the Kanda River and is located on the eastern side of JR Ochanomizu Station. When looking east while standing on the bridge, you can see the Akihabara



Electric Town in the distance. If you look below, you will see the station platform, the tracks of the Chuo and Sobu lines, and the tracks of the above-ground Tokyo Metro Marunouchi Line zone - letting you see multiple trains coming and going.

Ochanomizu (JR: JB18, JC03, Subway: M20)

Shinjuku	15
Shibuya Harajuku Omotesando	17
Asakusa	21
Sumida Ryogoku	25
Ueno	27
Akihabara Ochanomizu	29
GINZA	
	31
Marunouchi	33
Nihonbashi	35
Roppongi Akasaka	39
Ikebukuro	41
Odaiba Ariake Aomi	43
Shiodome Shiba Takeshiba	45
Shinjagawa	47
Ota	49
Shibamata	51
The Northern Tama Area	53
The Southern Tama Area	55
The Western Tama Area	57
Tokyo Islands	59
Nearby Prefectures	63
Park/Garden	65
Zoo/Botanical Garden	67
Amusement park	68
Museum	69



Stores such as luxury boutiques and popular shops appear one after another here. This town has the latest in fashion.

# Ginza

銀座

Tokyo Sta.

Tokyo Metro Marunouchi Line  
 ○ 3min.

Ginza Sta.



- Tourist Spots (pp.15-62)
- Tourist Spots (pp.65-73)
- Accommodation
- Shopping
- Art Gallery / Museum
- 1 Subway Exit with an Elevator
- EV Subway Exit with an Elevator (No Exit Number)



## 1 Ginza Shopping District

銀座ショッピング街

MAP P31B2



This is an area lined with luxury brand stores such as Chanel and Gucci, and casual fashion stores such as Uniqlo and ZARA, as well as various other shops.

Ginza (Subway: G09, H09, M16)  
 Varies according to the store



## 3 Ginza Yonchome Intersection

銀座四丁目交差点

MAP P31B2



At the intersection of Chuo-dori St. (Ginza-dori St.) and Harumi-dori St., there are symbolic architectures of Ginza including the renowned Mitsukoshi Department Store and Wako Clock Tower. The perfect place to start a Ginza walk.

Ginza (Subway: G09, H09, M16)



## 4 GINZA SIX

GINZA SIX

☎03-6891-3390

MAP P31C2



This thirteen-story commercial complex with about 240 stores is one of Ginza's largest facilities and Tokyo's high-end fashion center. The building also has an expansive rooftop garden area for great views of Tokyo, and on the basement floor, a traditional Noh theater.

Ginza (Subway: G09, H09, M16),  
 Higashi-ginza (Subway: A11, H10)  
 Shop: 10:30-20:30  
 Restaurant: 11:00-23:00  
 Varies according to the store



## 5 Tsukiji Hongwanji Temple

築地本願寺

☎0120-792-048

MAP P31C4



A temple of the Hongwanji school of the Jodoshinshu sect of the Buddhism. Its building, which is built in an ancient Indian architecture style, is eye-catching. The main hall, pillars of the San-mon gate, and stone walls were designated as Important Cultural Properties in 2014.

Tsukiji (Subway: H11)  
 6:00-17:30 (April-September),  
 6:00-17:00 (October-March)  
 Open 365 days



## 2 GINZA KABUKIZA

GINZA KABUKIZA

MAP P31C3



2-a



2-b

A complex facility consisting of the Kabukiza and KABUKIZA Tower. After the 4th Kabukiza was closed for a period of three years, the reconstruction was finally completed in 2013.

Higashi-ginza (Subway: A11, H10)

### 2-a Kabukiza Theatre

歌舞伎座

☎03-3545-6800

The only Kabuki theater in the world was built in 1889, recently celebrating its 130th anniversary. It has maintained its refined classical theater since the Meiji era, and has continued to present performances that incorporate the spirit of the times. The 5th incarnation of the theater, designed by architect Kuma Kengo, is a masterpiece of tradition and innovation.

Varies according to the performance month

### 2-b KABUKIZA Tower

歌舞伎座タワー

☎03-3545-6886 (10:00-17:30)

An office tower that emphasizes traditional Japanese aesthetics, built adjacently to the Kabukiza. The Kabukiza Gallery, which lets visitors experience the world of Kabuki even on days without performances, is also popular.

10:00-17:30 (admission until 17:00)

No fixed holiday

¥600 \*The hours, holidays, and telephone number are those of the Kabukiza Gallery.

## 6 Tsukiji Outer Market

築地場外市場

MAP P31D3



Tsukiji Outer Market offers everything from fresh fish, fresh meats and vegetables, and dried foods, to food-related products such as knives and dinnerware. Please note that from early morning until 9:00 am the market is quite crowded due to the trade among professionals.

Tsukiji (Subway: H11), Tsukijishijo (Subway: E18)

Wednesday (Varies according to the store), Sunday, national holidays



Shinjuku	15
Shibuya Harajuku Omotesando	17
Asakusa	21
Sumida Ryogoku	25
Ueno	27
Akihabara Ochanomizu	29
<b>Ginza</b>	<b>31</b>
Marunouchi	33
Nihonbashi	35
Roppongi Akasaka	39
Ikebukuro	41
Odaiba Ariake Aomi	43
Shiodome Shiba Takeshiba	45
Shinagawa	47
Ota	49
Shibamata	51
The Northern Tama Area	53
The Southern Tama Area	55
The Western Tama Area	57
Tokyo Islands	59
Nearby Prefectures	63
Park/Garden	65
Zoo/Botanical Garden	67
Amusement park	68
Museum	69



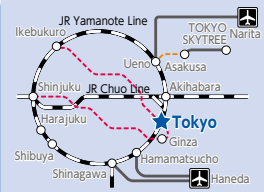
The area in front of Tokyo Station - the huge terminal where many trains come and go.

# Marunouchi

丸の内

Tokyo Sta.

3min. walk Marunouchi



- Tourist Spots (pp.15-62)
- Tourist Spots (pp.65-73)
- Accommodation
- Shopping
- Art Gallery / Museum
- Subway Exit with an Elevator
- Subway Exit with an Elevator (No Exit Number)



**Station Numbers**

JR	JK	JT	JU	JY
01	26	01	01	01

Science Museum, Tokyo  
東京国立近代美術館  
The National Museum of Modern Art, Tokyo (P.71)

Imperial Palace / Nijubashi  
皇居・二重橋  
Imperial Palace Plaza

Marunouchi Naka-dori Street  
丸の内仲通り

Tokyo International Forum  
東京国際フォーラム

Tokyo Ramen Street  
東京ラーメンストリート  
Tokyo Character Street  
東京キャラクターストリート

ARTIZON MUSEUM  
アートゾン美術館 (P.71)

Kasumigaseki Sta.  
霞が関駅

Yurakucho Sta.  
有楽町駅

Yurakucho Sta.  
有楽町駅

Ginza Sta.  
銀座駅

Chuo-ku  
中央区



## 1 Imperial Palace/Nijubashi

皇居・二重橋

MAP P33C1

☎03-3213-1111 (Press Section, General Administration Division, Imperial Household Agency)

The Edo Castle, formerly the Tokugawa Family's residence, became the Imperial Palace as the Emperor moved to Tokyo from the Kyoto Imperial Palace after the Meiji Restoration. Part of the site is opened to the public as the Imperial Palace East Gardens. The Nijubashi Bridge in front of the main entrance is famous.

Nijubashimae (Marunouchi) (Subway: C10), Hibiya (Subway: C09, H08, I08)

Open 365 days



©JNTO

## 3 Marunouchi Bldg./Shin-Marunouchi Bldg.

丸ビル・新丸ビル

MAP P33B3,C2/3

☎03-5218-5100

Marunouchi Building, a landmark outside Tokyo Station on the Marunouchi south side, is a large complex of about 140 shops including high-end international and domestic fashion shops, handicraft stores, and restaurants that offer an amazing view of Tokyo. Shin-Marunouchi Building has about 150 shops with lots of individuality and marunouchi HOUSE with restaurants that are open until late at night.

Tokyo (JR: JC01, JE01, JK26, JO19, JT01, JU01, JY01, Subway: M17)  
 Shop: 11:00-21:00 (until 20:00 on Sundays and holidays), Restaurant: 11:00-23:00 (until 22:00 on Sundays and holidays) \*Varies according to the store. Some restaurants of Shin-Marunouchi Bldg. are open until 4 am.

January 1, statutory inspection days



## 4 KITTE

KITTE

MAP P33C3

☎03-3216-2811(10:00-19:00)

This is a commercial facility run by Japan Post. It has several shops that let you experience Japanese craftsmanship as well as restaurants that serve delicious food from across the country. The Tokyo Central Post Office and a tourist information center are also located adjacently to the complex.

Tokyo (JR: JC01, JE01, JK26, JO19, JT01, JU01, JY01, Subway: M17)

Varies according to the store

January 1 and statutory inspection days



## 5 Tokyo International Forum

東京国際フォーラム

MAP P33D2

☎03-5221-9000

Complex cultural facilities including 8 small-to-large-sized halls, 34 conference rooms, a symbolic glass atrium and others. It is a venue for various exhibitions, musicals, and concerts. Its futuristic glass atrium is unique.

Yurakucho (JR: JK25, JY30, Subway: Y18)

Open space: 7:00-23:30, Rental facilities: vary according to the event  
 Open 365 days (Irregularly closed)

\*1: No Wi-Fi at some locations



## 2 Tokyo Station

東京駅

MAP P33B3,C3



©JNTO



2-a



2-b

Completed in 1914, the Tokyo Station Marunouchi Building, designated Important Cultural Property, is a Renaissance-style red-brick building. It was restored as a two-storied station building after the war, but was reconstructed to its original form in 2012. The inside the station is complete with facilities including Central Street, GranSta, and Keiyo Street for your shopping and eating needs.

Tokyo (JR: JC01, JE01, JK26, JO19, JT01, JU01, JY01, Subway: M17)

Varies according to the store

Open 365 days

### 2-a Tokyo Ramen Street

東京ラーメンストリート

☎03-3210-0077 (First Avenue Tokyo Station)

As its name suggests, this is an underground "street" inside Tokyo Station. Those searching for ramen heaven will have to look no further than this old-fashioned style street lined with famous ramen shops from Tokyo.

### 2-b Tokyo Character Street

東京キョウワカーストリート

☎03-3210-0077 (First Avenue Tokyo Station)

Not too far from Ramen Street lies Tokyo Character Street, which features over 30 stores with popular characters such as Hello Kitty, Rilakkuma, Snoopy, and more. Ichiban Plaza in this area features pop-up shops that change regularly.

## 6 Marunouchi Naka-dori Street

丸の内仲通り

MAP P33C2

One of the top brand-oriented streets in Tokyo, which connects Ottemachi Station and Yurakucho Station. Gathered in the new and old buildings are various shops and restaurants, from old established shops to new outlets.

Tokyo (JR: JC01, JE01, JK26, JO19, JT01, JU01, JY01, Subway: M17)

Varies according to the store



Shinjuku	15
Shibuya Harajuku Omotesando	17
Asakusa	21
Sumida Ryogoku	25
Ueno	27
Akihabara Ochanomizu	29
Ginza	31
Marunouchi	33
Nihonbashi	35
Roppongi Akasaka	39
Ikebukuro	41
Odaiba Ariake Aomi	43
Shiodome Shiba Takeshiba	45
Shinagawa	47
Ota	49
Shibamata	51
The Northern Tama Area	53
The Southern Tama Area	55
The Western Tama Area	57
Tokyo Islands	59
Nearby Prefectures	63
Park/Garden	65
Zoo/Botanical Garden	67
Amusement park	68
Museum	69

The heartland of commercial culture that dates back to the Edo era. It is an area with many well-established shops where you can feel history and culture.

# Nihonbashi

日本橋



Tokyo Sta. ————— 10 min. walk ————— Nihonbashi Sta.

- Tourist Spots (pp.15-62)
- Tourist Spots (pp.65-73)
- Accommodation
- Shopping
- Art Gallery / Museum
- 1 Subway Exit with an Elevator
- EV Subway Exit with an Elevator (No Exit Number)



**Tokyo Sta. Station Numbers**

IC	JK	JK	JU	JY
01	26	01	01	01

**COREDO 室町テラス**  
**Muromachi Terrace**

**COREDO Muromachi 1/2/3**  
**COREDO 室町1-2-3**

**Bank of Japan**  
**Bank of Japan Currency Museum**

**COREDO Nihonbashi**  
**COCOSHIGA**

**National Film Archive of Japan (P.72)**  
**国立映画アーカイブ**



## 1 Nihonbashi Bridge

日本橋

MAP P35B2

Nihonbashi Bridge was originally built in 1603 and set as the starting point in Edo (now Tokyo) of major roads to each region in Japan. Being wooden, it was burned down in fires and reconstructed many times. The current bridge is the 20th version, built in 1911, and the first stone arch Nihonbashi Bridge.

Nihombashi (Subway: A13, G11, T10)



## 3 Bank of Japan/Bank of Japan Currency Museum

日本銀行・日本銀行金融研究所貨幣博物館

MAP P35B1

Bank of Japan: prdmail@boj.or.jp  
 Currency Museum: 03-3277-3037

The Bank of Japan offers guided tours including a walk outside to see the exterior of the Main Building as well as visits to parts of the Old Building and New Building. The Currency Museum displays coins and documents from earlier times.


Mitsukoshimae (Subway: G12, Z09)

Bank of Japan Advanced reservations are required for tours

Saturdays, Sundays, national holidays, year-end and New Year holidays

Currency Museum 9:30–16:30 (admission until 16:00)

Mondays (open if it falls on a national holiday), New Year holidays



## 5 Suitengu Shrine

水天宮

MAP P35B4

Noted for its divine graces such as safe pregnancy and delivery of children, this shrine was recently renovated to be more earthquake resistant as well as to create a barrier-free environment for its visitors.

Suitengumae (Subway: Z10)

7:00–18:00



## 2 COREDO Nihonbashi/Muromachi/Muromachi Terrace

COREDO 日本橋・室町・室町テラス

MAP P35C2,B1/2



A commercial facility in the Muromachi-Nihonbashi area. COREDO Nihonbashi has restaurants and shops from the 1st basement floor to the 4th floor. COREDO Muromachi is comprised of three facilities, of which No.2 and 3 were inaugurated in March 2014. In addition to a great variety of restaurants and old established shops, there are also movie theaters. COREDO Muromachi Terrace opened in September, 2019.

Nihombashi (Subway: A13, G11, T10), Mitsukoshimae (Subway: G12, Z09) Varies according to the store No fixed holiday



## 4 Ningyocho

人形町

MAP P35B3/4

A downtown neighborhood that has been busy and lively since the Edo era thanks to puppet shows, Suten-gu, and more. There are still many traditional crafts shops and old established restaurants in Amazake Yokochi, which leads to the Meijiza theater and Hamacho Park. Events such as the Setomono Market in August as well as the Ningyo Market and Bettara Market in October are famous.


Ningyocho (Subway: A14, H14)



## 6 Department Store District and Chuo-dori Street

百貨店街&中央通り

MAP P35B2,C2



In addition to its huge commercial facilities, Chuo-dori is a street that is lined with famous department stores such as the Nihombashi Mitsukoshi Main Store, which is known as Japan's first department store, and Nihombashi Takashimaya, which is a registered Important Cultural Property. New commercial facilities such as COREDO Muromachi, COREDO Nihonbashi, and YUITO are also starting to appear, offering more to your shopping experience with everything from luxury brand products to household goods and gifts. Over the Nihonbashi River spans the Nihonbashi Bridge, where the Kilometer Zero of Japan, or Zero Mile Marker, is located. There is also a boat dock that provides boat trips.

Nihombashi: Nihombashi (Subway: A13, G11, T10), Chuo-dori Street: Shin-Nihonbashi (JR: JO20)

\*1: No Wi-Fi at some locations

Shinjuku	15
Shibuya Harajuku Omotesando	17
Asakusa	21
Sumida Ryogoku	25
Ueno	27
Akihabara Ochanomizu	29
GINZA	
Marunouchi	31
Marunouchi	33
Nihonbashi	35
Roppongi Akasaka	39
Ikebukuro	41
Odaiba Ariake Aomi	43
Shiodome Shiba Takeshiba	45
Shinjagawa	47
Ota	49
Shibamata	51
The Northern Tama Area	53
The Southern Tama Area	55
The Western Tama Area	57
Tokyo Islands	59
Nearby Prefectures	63
Park/Garden	65
Zoo/Botanical Garden	67
Amusement park	68
Museum	69

## Antenna Shops (local municipality specialty shops)

Around Nihonbashi

MAP P35

You can travel almost all of Japan without ever leaving Tokyo by visiting so-called antenna shops dotted around Nihonbashi. These stores feature specialties and souvenirs from regional areas of Japan and are a great way to explore and find new favorite foods and crafts.

Nihombashi (Subway: A13, G11, T10)







# Nihonbashi - the town filled with history, waterfronts, and downtown shitamachi culture that dates back to the Edo era.



Sushi

Tempura

Enjoy washoku (Japanese cuisine), which is now an Intangible Cultural Heritage, and the various flavors of the long-established shops in Nihonbashi.

## The Nihonbashi area

Nihonbashi was an important part of the lives of the people of Edo at the base of Edo Castle. By strolling through the area, you will browse through many pages of history, one after another.



Important Cultural Property

3 Nihonbashi



Road Marker



4 Jan Joosten monument

## A town with both history and progress.

Edo was largely a watery marshland that was filled about 400 years ago. The Nihonbashi area, which prospered as a town of merchants, still serves as a base point of commerce and finance.



1 Fukutoku Shrine



2 Picture scroll of Kidai Shoran  
Underground passage in Mitsukoshimae Station

### Metrolink Nihonbashi

Free bus connecting Yaesu, Kyobashi and the Nihonbashi area. Very useful for shopping or sightseeing.



### Metrolink Nihonbashi E Line

Useful for moving from Tokyo Station towards Hamacho, Ningyocho and Kabutocho. Practical if you are going to the theater or exploring the neighborhood.



[Contact] HINOMARU LIMOUSINE CO., Ltd.  
TEL.03-6903-3334 URL:<http://www.hinomaru.co.jp>

### Recommended when touring the Nihonbashi area!

#### SKY HOP BUS

A route bus line with open-air double-decker tour busses. \*Please see page 13 for details.



[Contact] Sky Bus Tokyo  
TEL.03-3215-0008 (9:30~18:00)  
URL:<http://www.skybus.jp/>



### Walking around the Nihonbashi area

#### 1 Fukutoku Shrine

Established more than 1,000 years ago, Shogun Tokugawa Ieyasu also visited this shrine. It is an Inari shrine that is famous for blessing prosperous business.

⌚ About 2 min.

#### 2 Picture scroll of Kidai Shoran Underground passage in Mitsukoshimae Station

The elaborately drawn picture scrolls depicting the Nihonbashi area of about 200 years ago can be seen at the underground passage below the main Mitsukoshi store in Nihonbashi.

⌚ About 3 min.

#### 3 Nihonbashi

This bridge, which first served as the starting point of the five routes of the Edo era, was built in 1603.

⌚ About 10 min.

#### 4 Jan Joosten monument

A monument dedicated to the Dutch sailor Jan Joosten, who came to Japan in 1600 and after whom the Yaesu area is named.

Now Open!

## Nihonbashi Tourism Information

Designed for domestic and inbound visitors to the Nihonbashi area and providing information in English, Chinese, Korean etc.; boat transportation information also available. Products from venerable shops of Nihonbashi are also available.



Open all year from 10:00-17:00  
(times might vary depending on the season)  
<http://www.nihonbashi-info.tokyo/>



Touring the waterfront

## Take a tour of the waterfront that was bustling with boats and fish markets during the Edo era.

The Nihonbashi River, where there were several locations for unloading cargo from across the country, was an important transportation passage during the Edo era. Here, you can enjoy reminiscing about the old scenery of those times on boat rides.

### 5 Nihonbashi Pier (Sojuro Riverbank)

Enjoy a ride on a small boat that crosses below a historic bridge while bringing back memories of the past. Experience a whole new kind of Tokyo scenery.

### 6 Yagenbori Fudojin Temple

One of the three great Fudo temples of Edo, said to have been built in 1585 and depicted in "Collection of Pictures of Noted Places in Edo".



The Ningocho area



7 Ningocho

## Walking around the Ningocho area

### 7 Ningocho

This area, which was filled with forms of entertainment such as Kabuki and puppet shows was given its name due to its large population of puppeteers.

➔ About 5 min.

### 8 Amazake Yokocho

A charming street lined with old and unchanged shops as well as folksy restaurants.

➔ About 7 min.

### 9 Meijiza

Various kinds of performances are given every day at this grand theater, which was opened 140 years ago.

## In a downtown shitamachi atmosphere, where the liveliness of Edo lingers.

Originally known as the central entertainment district for the common people, the Ningocho area, which also gathered various types of culture, still retains its old vibrant downtown shitamachi atmosphere.



8 Amazake Yokocho



▲ Amazake Yokocho is a commercial shopping street filled with a downtown shitamachi atmosphere and lined with establishments such as tofu shops and Shamisen shops.



9 Meijiza



A town of entertainment and huge commercial facilities with attractions such as theaters and art galleries.

# Roppongi/Akasaka

六本木・赤坂



Tokyo Sta. — Tokyo Metro Marunouchi Line — Kasumigaseki Sta. — Tokyo Metro Hibiya Line — Roppongi Sta. (13min.)

- Tourist Spots (pp.15-62)
- Tourist Spots (pp.65-73)
- 🏠 Accommodation
- 🛍️ Shopping
- 🎨 Art Gallery / Museum
- 🚉 Subway Exit with an Elevator
- EV Subway Exit with an Elevator (No Exit Number)





## 1 TOKYO MIDTOWN

東京ミッドタウン

☎03-3475-3100

TOKYO MIDTOWN is a new style of complex city based on the concept of "high-quality daily life in midtown Tokyo". There are many stores, restaurants, a hotel, a richly green park, SUNTORY MUSEUM of ART, and more on the spacious premises.

- Roppongi (Subway: E23, H04)
- Store: 11:00–21:00, Restaurant 11:00–24:00
- Varies according to the facility



MAP P39B2



## 2 Roppongi Hills

六本木ヒルズ

☎03-6406-6000



MAP P39C2



## 3 Azabu-Juban Shopping District

麻布十番商店街

MAP P39D3



This common shopping area has a history of more than 300 years. There are also many attractions such as antique markets, Rakugo (comic storytelling) shows and a Summer-end Festival.

- Azabu-juban (Subway: E22, N04)
- Varies according to the store



## 4 Akasaka Sacas


赤坂サカス

MAP P39A3



A complex entertainment area filled with halls for events hosted mainly by TBS such as Sacas Plaza, Mynavi BLITZ AKASAKA, and TBS AKASAKA ACT THEATER, as well as shops and restaurants.

- Akasaka (Subway: C06)
- Varies according to the store
- Open 365 days



2-a



2-b

Located in the heart of Roppongi, this huge integrated urban development is known as Tokyo's "Cultural Heart." The complex is a lifestyle destination featuring restaurants, high-end boutiques, a hotel, a cinema, and a contemporary museum that hosts world-class exhibitions.

- Roppongi (Subway: E23, H04)
- Varies according to the facility

### 2-a Tokyo City View

東京シティビュー

☎03-6406-6652

For a stunning panorama of the city, look no further than Tokyo City View, with an indoor observation gallery on the 52nd floor and rooftop open-air observation deck Sky Deck.

- 10:00–23:00 (Admitted until 22:30) Fri/Sat/days before holidays 10:00–25:00 (Admitted until 24:00) Sky Deck: 11:00–20:00 (Admitted until 19:30)
- No fixed holiday
- Admission - General: ¥1,800, 65 yrs. and older: ¥1,500, Student (high school/university student): ¥1,200, Child (4 yrs. old to junior high school student): ¥600 Sky Deck: General/65 yrs. and older/student: ¥500, Child: ¥300 \*Closed in the event of stormy weather

### 2-b Mohri Garden

毛利庭園

☎03-6406-6000 (Roppongi Hills)

Mohri Garden is an oasis of lush greenery in Roppongi Hills and features a lovely pond and trees offering shade. In spring, the cherry blossoms are a charming addition to the area, and in summer there is a beer garden.

- 7:00–23:00

## Dive into Roppongi nights

Nightlife

MAP P39C2/3

Roppongi is filled with night spots such as the Roppongi Hills Observation Deck "Tokyo City View", where you can enjoy a gorgeous night view of the inner city. You can find the perfect way to enjoy your night as there are plenty of facilities such as a restaurant-theater where you can enjoy extravagant transvestite shows, a club-bar popular with foreign guests, a sports bar where you can enjoy watching sports while eating American-style food, and more.



Shinjuku	15
Shibuya Harajuku Omotesando	17
Asakusa	21
Sumida Ryogoku	25
Ueno	27
Akihabara Ochanomizu	29
GINZA	31
Marunouchi	33
Nihonbashi	35
Roppongi Akasaka	39
Ikebukuro	41
Odalba Ariake Aomi	43
Shiodome Shiba Takeshiba	45
Shinagawa	47
Ota	49
Shibamata	51
The Northern Tama Area	53
The Southern Tama Area	55
The Western Tama Area	57
Tokyo Islands	59
Nearby Prefectures	63
Park/Garden	65
Zoo/Botanical Garden	67
Amusement park	68
Museum	69

A town that lets you experience art and culture in addition to having exciting leisure facilities.

# Ikebukuro

池袋

Tokyo Sta. 17min.

Tokyo Metro Marunouchi Line

17min.

Ikebukuro Sta.

Tokyo Sta. 24min.

JR Yamanote Line

24min.

Ikebukuro Sta.



- Tourist Spots (pp.15-62)
- Tourist Spots (pp.65-73)
- Accommodation
- Shopping
- Art Gallery / Museum
- Subway Exit with an Elevator
- Subway Exit with an Elevator (No Exit Number)



**Tokyo Metropolitan Theatre**  
東京芸術劇場

**Ikebukuro Sta. Station Numbers**

JA 12	J5 21	JY 13	J7 01
-------	-------	-------	-------

**1 Jiyugakuen Myonichikan**  
自由学園 明日館

**Tokiwaso Manga Museum**  
豊島区立トキワ荘マンガミュージアム

**Toshima-ku**  
豊島区

- 3 Sunshine City**  
サンシャインシティ
- 3a Sunshine Aquarium**
- 3b NAMJATOWN**
- 3c Konica Minolta Planetarium "Manten"**
- 3d SKY CIRCUS Sunshine 60 Observatory**
- 3e Ancient Orient Museum**

**25 Higashi-Ikebukuro-yonchome Sta.**  
東池袋四丁目駅

**Toden-zoshigaya Sta.**  
都電雑司が谷駅

**Zohshigaya Kishimojindo**

**1 Zoshigaya Sta.**  
雑司が谷駅

**Zohshigaya Missionary Museum**

**Philatelic Museum**

1 To Shinjuku 2 To Shinjuku-sanchome 3 4



## 1 Jiyugakuen Myonichikan

自由学園 明日館

MAP P41C1

☎03-3971-7535 (Myonichikan office)



Designated as an Important Cultural Property, Myonichikan was designed by Frank Lloyd Wright in 1921 as a school building of Jiyugakuen. Myonichikan is open to the public and can be used as a wedding reception hall, concert hall or for other events. Visitors can see the inside of the building during the following days and hours. Ikebukuro (JR: JA12, JS21, JY13, Subway: F09, M25, Y09, Seibu: SI01, Tobu: TJ01) 10:00–16:00. Evening tours available on the 3rd Friday of each month (18:00–21:00) Tour on holiday once a month (10:00–17:00) Last admittance is 30 minutes before closing time Mondays (or the following day when it falls on a national holiday), New Year holidays Admission ¥400, Admission (including coffee) ¥600 (¥100 discount) \*Please check the open days in advance.



## 2 Tokyo Metropolitan Theatre

東京芸術劇場

MAP P41B1

☎03-5391-2111



A cultural facility in Tokyo where various performances of classical music, theater, and dancing are held. It also has cafes, restaurants, shops and a post office. Ikebukuro (JR: JA12, JS21, JY13, Subway: F09, M25, Y09, Seibu: SI01, Tobu: TJ01) 9:00–22:00 No fixed holiday, New Year holidays Varies according to the show



## 3 Sunshine City

サンシャインシティ

MAP P41B3

☎03-3989-3331



A metropolitan complex facility that has been a beloved Ikebukuro landmark for over forty years. In addition to "Sunshine 60 Building", which provides a panoramic view from one of the highest observatories and restaurants in the city, there are also hotels, amusement facilities and a specialty store avenue. Higashi-Ikebukuro (Subway: Y10) Varies according to the facility Open 365 days (some facilities have scheduled closed days)



### 3-a Sunshine Aquarium

サンシャイン水族館

☎03-3989-3466



Japan's first rooftop aquarium. Here, visitors can live an extraordinary experience in an atmosphere surrounded by water and vegetation based on the concept of "an oasis in the sky". In addition to African penguins and oriental small-clawed otters, a live sea lion performance can be seen from up close, which attracts many visitors from all over. 9:00–21:00 (10:00–18:00 in autumn and winter) \*Admission until 1hr. before closing Adults: ¥2,200, Children: ¥1,200, Infants: ¥700

### 3-b NAMJATOWN

ナンジャタウン

☎050-5835-2263



An indoor theme park that lets you enjoy everything from amusement to food all at once. In addition to the food theme parks such as the "NAMJA Gyoza stadium" and "Fukubukuro Dessert Yokocho", there are various attractions that groups as well as couples can enjoy. 10:00–22:00 (admission until 21:00) Admission / 13 yrs. and older: ¥800, 4 yrs. to 12 yrs. old: ¥500

### 3-c Konica Minolta Planetarium "Manten"

ユニカミノルタプラネタリウム"満天"

☎03-3989-3546

Operated by a manufacturer of planetarium devices. Visitors can experience a new form of entertainment presented with surprisingly realistic imagery of starry skies with music and aromas. The wide reclining seats allow the show to be enjoyed in comfort. 11:00 show–20:00 show Adults: ¥1,500, Children: ¥900 (¥1,700 for "healing planetarium" relaxation program visitors (Regular Seat), Children under elementary school age are not allowed to enter.)



### 3-d SKY CIRCUS Sunshine 60 Observatory

SKY CIRCUSサンシャイン60展望台

☎03-3989-3457

Not only offering a great view, SKY CIRCUS Sunshine 60 Observatory is a fun place for all ages, with various facilities including virtual reality rides, cafes and interactive photo areas. 10:00–22:00 (admission until 21:00) Adult: ¥1,200, Student (high school/university/vocational college student): ¥900, Child (elementary/junior high school student): ¥600, Infant (4 yrs. and older): ¥300

## Toshima, a town where manga and anime fuse together

Toshima City

MAP P41

The area around the Ikebukuro Station East Exit has many anime-related shops. Especially the street called "otome road (maiden road)" is often thronged with anime fans. If you make a little trip further to Minami-nagasaki, you will find the "Tokiwaso Manga Museum", a reconstruction of "Tokiwaso" apartment building, where legendary cartoonists, including Osamu Tezuka, spent their youth. Feel the manga and anime culture in Japan while strolling around the town.



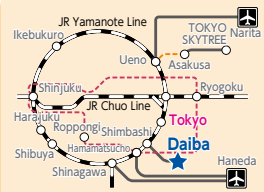
Shinjuku	15
Shibuya Harajuku Omotesando	17
Asakusa	21
Sumida Ryogoku	25
Ueno	27
Akihabara Ochanomizu	29
Ginza	31
Marunouchi	33
Nihonbashi	35
Roppongi Akasaka	39
Ikebukuro	41
Odaiba Ariake Aomi	43
Shiodome Shiba Takeshiba	45
Shinagawa	47
Ota	49
Shibamata	51
The Northern Tama Area	53
The Southern Tama Area	55
The Western Tama Area	57
Tokyo Islands	59
Nearby Prefectures	63
Park/Garden	65
Zoo/Botanical Garden	67
Amusement park	68
Museum	69



Huge amusement zone that offers a view of Tokyo Bay. It is also a fun place to shop and eat.

# Odaiba/Ariake/Aomi

お台場・有明・青海



- Tourist Spots (pp.16-62)
- Tourist Spots (pp.65-73)
- Accommodation
- Shopping
- Art Gallery / Museum
- Subway Exit with an Elevator
- Subway Exit with an Elevator (No Exit Number)



## 1 Rainbow Bridge

レインボーブリッジ

MAP P43A1



Unbeknownst to many, this famous Tokyo landmark can be crossed on foot! There are benches placed along the 1.7-kilometer stretch so visitors can rest along the way and take in the view of the city and ships sailing by. The view is especially beautiful after dark.

Shibaaura-futo (Yurikamome: U05), Odaiba-kaihinkoen (Yurikamome: U06) 9:00-21:00, April 1-October 31 (Admission until 30 min. before closing), 10:00-18:00, November 1-March 31 (Admission until 30 min. before closing) 3rd Mondays (or the following day when it falls on a national/substitute holiday)



## 2 Odaiba Marine Park and Statue of Liberty

お台場海浜公園と自由の女神

MAP P43B1



A small Statue of Liberty replica stands in Odaiba Marine Park, a reminder of "The French Year in Japan," when the original was brought over from Paris. It is a popular photo spot as you can fit both Rainbow Bridge and Tokyo Tower in the same shot. At the Odaiba Marine Park, visitors can enjoy various beach activities and the sunset view of the bay is especially beautiful.

Odaiba-kaihinkoen (Yurikamome: U06)



## 3 palette town

パレットタウン

MAP P43B2



A popular spot that comprises the "VenueFort" shopping mall, which was built in a style that recreates medieval European townscapes, the hands-on mobility theme park "MEGA WEB", the giant Ferris wheel that symbolizes Odaiba, and the "Mori Building DIGITAL ART MUSEUM: teamLab Borderless" which is a museum of artworks without boundaries and without a map.

Aomi (Yurikamome: U10), Tokyo Teleport (Rinkai Line: R04)

Varies according to the facility



## 4 Odaiba Tokyo Oedo-Onsen Monogatari

東京お台場大江戸温泉物語

MAP P43D2



This is a hot spring theme park near Tokyo Bay (Odaiba). You can enjoy 13 bathhouses including two indoor natural hot springs. "Hirokoji" is a reproduction of an Edo era village where people of all ages can enjoy a day in the Edo era of Japan.

Telecom Center (Yurikamome: U09) 11:00-9:00 following morning (Final admission: 7:00) Open 365 days (office closes once a month during the night for maintenance)

Adult: ¥2,768 (varies according to the weekend day, holiday, and time. Late night additional price: ¥2,200 after 2:00a.m.)



## 5 Fuji TV Headquarters

フジテレビ本社ビル

MAP P43B1



Inside the Head Office building, which was designed by the worldrenowned Japanese architect Tange Kenzo, are various facilities that are open to the public including a globe-shaped observatory, a rooftop garden on the 7th floor, and shops and cafes.

Daiba (Yurikamome: U07), Tokyo Teleport (Rinkai Line: R04) Observatory 10:00-18:00 (Tickets sold until 17:30) Mondays (following day in case of a national holiday) Observatory Adult ¥700, Junior high/elementary school students ¥450



## 6 Aqua City Odaiba

アクアシティお台場

MAP P43B1



A five-story entertainment-type shopping center and about 140 restaurants and shops. Tokyo Ramen Kokugikan Mai on the 5th floor is home to six popular ramen shops from around the country.

Daiba (Yurikamome: U07), Tokyo Teleport (Rinkai Line: R04) Shop: 11:00-21:00, Restaurant: 11:00-23:00 (varies according to the store), Food court: 11:00-21:00

No fixed holiday



## 7 DiverCity Tokyo Plaza

ダイバーシティ東京 プラザ

MAP P43C2



A "theatrical urban space" where everything from renowned domestic brands to famous Tokyo restaurants can be found. Tokyo Gourmet Stadium, which houses 15 restaurants, is the largest food court in the Odaiba area.

Tokyo Teleport (Rinkai Line: R04), Daiba (Yurikamome: U07) Shop: 10:00-21:00, Restaurant: 11:00-23:00, Food court: 10:00-22:00

\*Varies according to the store

No fixed holiday



## 8 Decks Tokyo Beach

デックス東京ビーチ

MAP P43B2



A shopping mall with an open-air deck resembling a ship deck and overlooking the Rainbow Bridge. Facilities such as "Madame Tussauds Tokyo," which has many wax figures of famous people on display, "LEGOLAND Discovery Center Tokyo," and Tokyo Joypolis are also popular.

Odaiba-kaihinkoen (Yurikamome: U06) 11:00-21:00 (Restaurants on the 5th floor: -23:00, Restaurants on the 6th floor: -24:00) \*Varies according to the store

No fixed holiday



Shinjuku	15
Shibuya Harajuku Omotesando	17
Asakusa	21
Sumida Ryogoku	25
Ueno	27
Akihabara Ochanomizu	29
GINZA	
Marunouchi	31
Nihonbashi	33
Roppongi Akasaka	35
Ikebukuro	39
Odaiba Ariake Aomi	41
Shiodome Shiba Takeshiba	43
Shinagawa	45
Ota	47
Shibamata	49
The Northern Tama Area	51
The Southern Tama Area	53
The Western Tama Area	55
Tokyo Islands	57
Nearby Prefectures	59
Park/Garden	63
Zoo/Botanical Garden	65
Amusement park	67
Museum	68
	69



In addition to the scenic gardens and temples, there are plenty of places to shop and dine.

# Shiodome/Shiba/Takeshiba

汐留・芝・竹芝



Tokyo Sta.

JR Yamanote Line  
3min.

Shimbashi Sta.

JR Yamanote Line  
2min.

Hamamatsucho Sta.

- Tourist Spots (pp.65-62)
- Tourist Spots (pp.65-73)
- Accommodation
- Shopping
- Art Gallery / Museum
- Subway Exit with an Elevator
- Subway Exit with an Elevator (No Exit Number)





## 1 Tokyo Tower

東京タワー

☎03-3433-5111

Built in 1958, the broadcasting tower is 333m high. The 250m-high Top Deck offers "Top Deck Tour" in which you can enjoy special experiences. You can see a three-dimensional view of Tokyo from the 150m-high Main Deck.

- Akabanebashi (Subway: E21)
- Main Deck 9:00–23:00 (admission until 22:30), \*Times may vary depending on the number of visitors
- Open 365 days
- Main Deck Adult ¥1,200, Top Deck Tour Adult: ¥3,000



MAP P45B1



## 2 Zojoji Temple

増上寺

☎03-3432-1431

Founded in 1393 as a fundamental nenbutsu seminary of the Jodoshu School in east Japan, Zojoji later became the family temple of the Tokugawa shogunate. The wooden gate of the temple remains as the original architectural remainder of the early 17th century and is designated as an Important Cultural Property of Japan.

- Onarimon (Subway: I06)
- 9:00–17:00 Open 365 days (Mausoleum of Tokugawa Shoguns and Treasure Exhibition Room: Tuesdays)
- Mausoleum of Tokugawa Shoguns (10:00–16:00, last admission at 15:45) ¥500. Treasure Exhibition Room 10:00–16:00 (last admission at 15:45) ¥700



MAP P45B2



## 3 Restaurant Ship

レストランシップ

- Symphony: ☎03-6858-4506
- Vingt et Un: ☎03-3436-2121

Enjoy exquisite dishes and cruising while viewing the Tokyo Bay area from a ship. Please ask for details as prices for lunch, twilight, and dinner vary according to time.

- Open 365 days

3-a: **Symphony [Hinode Pier]**

Hinode (Yurikamome: U04)

10:00–19:30 (Inquiries)

Adult ¥1,600— (ride only)

3-b: **Vingt et Un [Takeshiba Pier]**

Takeshiba (Yurikamome: U03)

9:00–20:00 (Inquiries)

Adult ¥2,000— (ride only)



MAP P45C4

## 4 Daido Life Insurance Musical Theatre The Dentsu Shiki Theatre UMI

大同生命ミュージカルシアター 電通四季劇場 [海]

☎0570-008-110

The Shiki Theatre Company gives over three thousand performances a year. The Dentsu Shiki Theatre UMI, one of the theaters dedicated to the company, focuses primarily on major international musicals.

Shiodome (Subway: E19, Yurikamome: U02)

Varies according to the performance

\*Shiki Theatre HARU will re-open in September, 2020, and Shiki Theatre AKI will re-open in July, 2020.



Photo by: Chihiro Hiraki

MAP P45A4



## 5 World Trade Center Building Observatory

世界貿易センタービルディング展望台

☎03-3435-6026

This observatory, located 152m above ground, offers a superb view of Tokyo, including the Tokyo Tower, TOKYO SKYTREE<sup>SM</sup> and Odaiba.

Hamamatsucho (JR: JK23, JY28, Tokyo Monorail: M001), Daimon (Subway: A09, E20) 10:00–20:30 (until 21:30 during summer vacation and Christmas holidays)

December 30 & 31, and days all building facilities are closed High school student and older ¥620, elementary and junior high school student ¥360, young child ¥260 (Adult ¥500, high school student ¥350, junior high school student ¥250, elementary school student ¥200, young child ¥150)



MAP P45B3



## 6 Shiodome SIO-SITE

汐留シオサイト

☎03-3435-6026



MAP P45A4



## 7 Izakaya in Shinbashi

サラリーマンの街新橋

☎03-3435-6026

Shinbashi is one of the busiest central business districts in Tokyo and is famous for its numerous bars and eateries, known as izakaya. There are so many places that it'll be hard to pick just one, but rest assured you'll make some fantastic discoveries here.

Shimbashi (JR: JK24, JO18, JT02, JY29, Subway: A10, G08, Yurikamome: U01)

Varies according to the store

\*1: Shimbashi Sta.



MAP P45A3



This area is a modern shopping and entertainment complex noted for its fascinating architectural structures, and convenient access to hotels and parks. Caretta Shiodome is home to a multitude of great restaurants, shops, a theater, and the Advertising Museum Tokyo. The Caretta winter illumination is an annual highly anticipated event that draws crowds every year. The Sky View (free admission) on the 46th floor offers great views of many of Tokyo's landmarks. Nearby Italia-gai (Italy Town) features buildings with traditional Italian architecture and cobble streets, as well as stylish bars and cafes.

Shiodome (Subway: E19, Yurikamome: U02)

Varies according to the facility

Shinjuku	15
Shibuya Harajuku Omotesando	17
Asakusa	21
Sumida Ryogoku	25
Ueno	27
Akihabara Ochanomizu	29
GINZA	
Marunouchi	33
Nihonbashi	35
Roppongi Akasaka	39
Ikebukuro	41
Odaiba Ariake Aomi	43
Shiodome Shiba Takeshiba	45
Shinjagawa	47
Ota	49
Shibamata	51
The Northern Tama Area	53
The Southern Tama Area	55
The Western Tama Area	57
Tokyo Islands	59
Nearby Prefectures	63
Park/Garden	65
Zoo/Botanical Garden	67
Amusement park	68
Museum	69

The first posting station on the former Tokaido road. In recent years, it has been undergoing new developments and showing a new appeal.

# Shinagawa

品川



Tokyo Sta.

JR Yamanote Line  
12min.

Shinagawa Sta.

- Tourist Spots (pp.15-62)
- Tourist Spots (pp.65-73)
- Accommodation
- Shopping
- Art Gallery / Museum
- Subway Exit with an Elevator
- EV Subway Exit with an Elevator (No Exit Number)





## 1 Maxell Aqua Park Shinagawa

マクセルアクアパーク品川

MAP P47B3

☎03-5421-1111 (with audio guidance)



This is a cutting-edge entertainment facility where creatures are shown with sound, light, and images. Dolphin performances offer a dynamic excitement, which is different in the daytime and evening performances, or depending on the season, with different sound and light effects. You can encounter a variety of sea creatures as well as enjoy a café bar and a carousel. Shinagawa (JR: JK20, JO17, JT03, JY25, Keiikyū: KK01) 10:00–22:00 (Admission until 1 hr. before closing) \*Open hours may vary according to the season. Open 365 days Adult: ¥2,300 \*1: Shinagawa Prince Hotel



## 3 Houseboat (Shinagawa-ura)

屋形船(品川浦)

MAP P47B3/4,C3

The waterfront of Shinagawa-ura, which has been chosen by Shinagawa's residents as one of its hundred best sights, is still reminiscent of the fishing town that it was when it served as a major producer of dried seaweed during the Edo era. From here, you can ride a houseboat and enjoy a cruise of Tokyo that includes sights such as Odaiba and TOKYO SKYTREE<sup>SM</sup>. Shinagawa (JR: JK20, JO17, JT03, JY25, Keiikyū: KK01)



## 5 HAPPO-EN

八芳園

MAP P47A2

☎03-3443-3111



A venerable Japanese garden of roughly 33,000 square meters, boasting a history of about 300 years. Complete with a Japanese style restaurant, a Western style restaurant, wedding halls, banquet halls, and more. Visitors can also experience Japanese tea ceremony.

Shirokanedai (Subway: I02, N02) 10:00–22:00 New Year holidays and summer holidays



## 6 Togoshiginza Shopping Street

戸越銀座商店街

MAP P47C1



For those looking for a deeper, or more retro experience of Tokyo, Togoshiginza is a must. This shotengai (shopping street) is about 1.3 kilometers long and features about 400 shops selling daily items and a whole array of typical Japanese snacks and dishes. Stop by to experience an area where only locals shop.

Togoshi-ginza (Tokyu: IK03), Togoshi (Subway: A04) Varies according to the store



## 2 Sengakuji Temple

泉岳寺

MAP P47A3

☎03-3441-5560



The Soto School temple was built by Tokugawa Ieyasu in 1612. It is known as the burial ground of the Forty-Seven Loyal Retainers. There are a bronze statue of Oishi Kuranosuke and graves of the loyal retainers. Sengakuji (Subway: A07, Keiikyū) April–September: 7:00–18:00, October–March: 7:00–17:00 \*Akogishi Memorial Hall 9:00–16:00 (time of admittance) Open 365 days (Akogishi Memorial Hall closed on the last Wednesday of February and August) Entrance is free and admission to the Akogishi Memorial Hall is ¥500



## 4 Tokaido “Shinagawa-shuku”

東海道「品川宿」

MAP P47C3/4,D4

☎03-5743-7642 (Shinagawa Tourism Association)



This was the first post station on the Tokaido road, a major thoroughfare that connected Edo and Kamigata (modern day Tokyo and the Kyoto-Osaka region, respectively). Its significance to travelers back then is still visible, indicated by the large number of shrines and temples along the way. Shinagawa-jinja Shrine sits on a small hill and boasts a miniature Mt. Fuji, called Fujizuka. Visitors are welcome to climb this 15-meter high stone structure with steps to take in a view of Shinagawa-shuku. Ebara-jinja Shrine is located alongside the Meguro River and is the only shrine in Tokyo where its mikoshi (portable shrine) is carried into the sea during festivals. This area also features numerous kagigori (shaved ice) shops and cafes, making it a wonderful place for a relaxing stroll. Kitashinagawa (Keiikyū: KK02)

Shinjuku

15

Shibuya

Harajuku

Omotenando

17

Asakusa

21

Sumida

Ryogoku

25

Ueno

27

Akihabara

Ochanomizu

29

Ginza

31

Marunouchi

33

Nihonbashi

35

Roppongi

Akasaka

39

Ikebukuro

41

Odaiba

Ariake

Aomi

43

Shiodome

Shiba

Takeshiba

45

Shinagawa

47

Ota

49

Shibamata

51

The Northern

Tama Area

53

The Southern

Tama Area

55

The Western

Tama Area

57

Tokyo Islands

59

Nearby

Prefectures

63

Park/Garden

65

Zoo/Botanical

Garden

67

Amusement

park

68

Museum

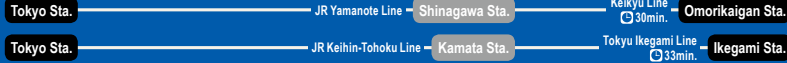
69



The area where Haneda Airport is located. Plenty of recreational facilities such as aquariums as well as historic spots can be found here.

# Ota

大田



- Tourist Spots (pp.15-62)
- Tourist Spots (pp.65-73)
- Accommodation
- Shopping
- Art Gallery / Museum
- 1 Subway Exit with an Elevator
- EV Subway Exit with an Elevator (No Exit Number)



## 1 Tokyo International Airport (Haneda)

東京国際空港(羽田)

MAP P49D4  
☎03-5757-8111



Tokyo International Airport is the gateway to the skies of Tokyo. There are 3 passenger terminals, No. 1, No. 2 and No. 3. In addition to observation decks, there are also souvenir shops and restaurants.

- Haneda Airport Terminal 1 (Tokyo Monorail: MO10), Haneda Airport Terminal 2 (Tokyo Monorail: MO11), Haneda Airport Terminal 3 (Tokyo Monorail: MO08, Keikyu: KK16), Haneda Airport Terminal 1-2 (Keikyu: KK17)
- 24 hours (Terminal 1: 5:00-24:00)
- Open 365 days

## 1-a Edo Market Place (Terminal 3)

江戸小路

Below the huge dynamic roof that was designed in the image of a cirrus cloud is a recreation of an Edo townscape. Visitors can experience Japanese tradition and culture just by strolling through. Gathered here are facilities such as restaurants and fashion goods shops that have been specially selected from across the country.

- Varies according to the store

## 1-b TOKYO POP TOWN (Terminal 3)

TOKYO POP TOWN

Here you can enjoy "Now" of Japan at TOKYO POP TOWN filled with popular character shops and hands-on display shops. One popular venue is a café where visitors can also enjoy a planetarium experience — the only one of its kind in an airport in Japan.

- Varies according to the store

## 2 Ikegami Honmonji Temple

池上本門寺

MAP P49C1  
☎03-3752-2331



This is the temple where Nichiren, a priest in the Kamakura era, entered Nirvana. There are spectacular buildings in the large precincts of the temple such as the Great Hall and the Five-story Pagoda. On October 11 through 13 every year, the memorial services are held to the illustrious memory of Priest Nichiren. In particular, Mandoh-Neri-Kuyoh is a lantern parade with a crowd of 300,000 people held in the evening of October 12.

- Ikegami (Tokyu: IK13)
- Open 24 hours, prayer ceremony at the Great Hall: 10:00-15:00
- Open 365 days



## 3 SHINAGAWA AQUARIUM

しながわ水族館

MAP P49B2  
☎03-3762-3433



Original dolphin and sea lion shows can be enjoyed on the 1F Sea Surface Floor. The underground Sea Bottom Floor has attractions such as the walk-through tunnel tank that makes you feel as if you were walking inside the ocean, the water tank that jellyfish elegantly swim in, and the Seal Hall.

- Omorikaigan (Keikyu: KK07)
- 10:00-17:00 (Admission until 30 min. before closing)
- Tuesdays, January 1
- Adults and high school students: ¥1,350, Junior high/elementary school students: ¥600, Small children: ¥300, Senior citizens: ¥1,200, Children 3 yrs. and younger: free



## 4 Tokyo City Keiba

大井競馬場

MAP P49B2  
☎03-3763-2151



As one of the largest horse race tracks in the region, this venue offers dynamic races held at nights called "Twinkle Races" (Apr.-Dec.; held in daytime from Jan.-Mar.) as well as events and tasty food. With a convenient location not far from the center of Tokyo and Haneda Airport, it is a leisure spot where you can enjoy all day.

- Oi Keibajo Mae (Tokyo Monorail: MO03)
- Varies according to the schedule
- No fixed holiday
- Admission fee: ¥100 (free for children under 15 yrs. old), Free entrance if showing your passport (except for Japanese nationality)



## Black Water Sento (kuroyu)

Ota City

MAP P49

With 39 sento (public bathhouses), Ota City has the highest concentration of this type of facility in Tokyo. There are 15 onsen sento using hot springs and most of their waters are "black water" called kuroyu, which makes your body warm and skin feel silky smooth. After walking around the town, soak in a bath and relax.



Shinjuku	15
Shibuya Harajuku Omotesando	17
Asakusa	21
Sumida Ryogoku	25
Ueno	27
Akihabara Ochanomizu	29
GINZA	31
Marunouchi	33
Nihonbashi	35
Roppongi Akasaka	39
Ikebukuro	41
Odaiba Ariake Aomi	43
Shiodome Shiba Takeshiba	45
Shinagawa	47
Ota	49
Shibamata	51
The Northern Tama Area	53
The Southern Tama Area	55
The Western Tama Area	57
Tokyo Islands	59
Nearby Prefectures	63
Park/Garden	65
Zoo/Botanical Garden	67
Amusement park	68
Museum	69



Plenty of sights to let you appreciate the stylish culture of downtown neighborhoods such as old structures that seem to take you on a trip back in time.

# Shibamata

柴又

Tokyo Sta. — JR Yamanote Line — Nippori Sta. — Keisei Line — Keisei-Takasago Sta. — Keisei Kanamachi Line — Shibamata Sta.

40min.



- Tourist Spots (pp.15-62)
- Tourist Spots (pp.65-73)
- 🏠 Accommodation
- 🛍️ Shopping
- 🎨 Art Gallery / Museum
- 1 Subway Exit with an Elevator
- EV Subway Exit with an Elevator (No Exit Number)



## 1 Shibamata Taishakuten (Kyozeizan Daikyoji Temple)

柴又帝釈天(経栄山 題経寺)

MAP P51C3

☎03-3657-2886

When passing through the gate of two gods made entirely of Japanese zelkova, there are impressive structures such as the Taishukudo (Kiken Castle), which enshrines Taishakuten, and the main temple. The Daikyakuden, which is a famous historical structure of Tokyo, and the garden with a waterfall are also magnificent. The fair celebrating Koshin Day, on which the Ita Honzon (wooden main deity) of Taishakuten is said to have been re-discovered, attracts many worshippers.

Shibamata (Keisei: KS50)
 9:00–18:00
 Open 365 days
 Free of charge (Charged for the garden and Sculpture Gallery, until 16:00)



## 2 Taishakutensando

帝釈天参道

MAP P51C3

☎03-3650-9876 (Katsushika Tourist Association)

The street connecting Taishakuten Temple and Shibamata Station is lined with old shops. Its charm lies in its atmosphere with a deep sense of humanity – just like in the “Tora-san” movies – and also in delicious local foods, including hand-made dumplings and rice crackers.

Shibamata (Keisei: KS50)
 Varies depending on facility



## 3 Katsushika Shibamata Tora-san Museum

葛飾柴又真さん記念館

MAP P51D3

☎03-3657-3455

This is a memorial hall for “Otoko wa turai yo”, the comic film series that was a big hit with Kiyoshi Atsumi starring under the directorship of Yoji Yamada. Exhibited are materials offering the world of Tora-san, including the studio set used in the movie, models and films, which visitors will be able to enjoy seeing. TORAsan cafe is also annexed.

Shibamata (Keisei: KS50)
 9:00–17:00 (Admission until 30 min. before closing)
 3rd Tuesday of the month (next weekday if it falls on a national holiday), 3rd Tuesday to Thursday of December
 Adult: ¥500; Child: ¥300; 65 yrs. old and over: ¥400



Katsushika Shibamata Tora-san Museum / Shochiku©

## 4 Yamada Yoji Museum

山田洋次ミュージアム

MAP P51D3

☎03-3657-3455

(Katsushika Shibamata Tora-san Museum)

Trace half a century of film-making history of filmmaker Yoji Yamada while getting to know his thought, new aspects of his work, and the resonance of his films.

Shibamata (Keisei: KS50)
 9:00–17:00 (Admission until 30 min. before closing)
 3rd Tuesday of the month (next weekday if it falls on a national holiday), 3rd Tuesday to Thursday of December
 Adult: ¥500; Child: ¥300; 65 yrs. old and over: ¥400 (Admission includes that of the Tora-san Museum)



Yamada Yoji Museum / Shochiku©

## 5 Katsushika-ku Yamamoto-tei

葛飾区山本亭

MAP P51C3

☎03-3657-8577

Built and renovated in the early 20th century, Yamamoto-tei is one of the famous modern Japanese architecture-style buildings in Tokyo. There are many attractions, including a beautiful garden featuring a fountain pond and a small artificial hill. It also offers sweets and drinks (charged) and is an excellent place for visitors to take a rest after strolling around Shibamata.

Shibamata (Keisei: KS50)
 9:00–17:00 (Admission until 30 min. before closing)
 3rd Tuesday of the month (next weekday if it falls on a national holiday), 3rd Tuesday to Thursday of December
 Adult: ¥100; Junior high school students or below: Free of charge



## 6 Yagiri-no-Watashi (ferry)

矢切の渡し

MAP P51C3

☎047-363-9357

This is one of the ferries established as ferries floating across Edogawa River by the Tokugawa government in the early Edo era. A ferryboat is available for visitors to ride.

Shibamata (Keisei: KS50)
 10:00–16:00
 Operating days: Summer: Open every day, may be closed some Mondays and Tuesdays in July and August. Winter: Only on Saturdays, Sundays, and holidays \*Out of service in case of rain/bad weather.
 Oneway, per person: ¥200 (middle school and older), ¥100 (4 yrs. old to elementary school)



## 7 Shibamata Toy Museum

柴又のおもちゃ博物館

MAP P51D3

☎03-3673-2256

Katsushika City has been home to many of Japan’s toy manufacturers for a long time, so perhaps it’s no surprise there’s a museum here dedicated to vintage toys. Rediscover your childhood in this Showa-style atmosphere, or explore items that ooze nostalgia for a whole nation.

Shibamata (Keisei: KS50)
 Saturdays, Sundays, holidays: 11:00–18:00
 Mondays to Fridays (except for holidays)
 Admission ¥200 (1 yr. and older) (¥100 discount)



## 8 Mizumoto Park

水元公園

MAP P51A2

☎03-3657-3455

This is the largest waterside park in the 23 cities of Tokyo. It is most famous for its irises, which bloom in June, but also features a Metasequoia forest and a wild bird sanctuary.

Kanamachi (JR: JL21), Keisei-Kanamachi (Keisei: KS51)
 Open 24 hours
 Open 365 days
 Free (some facilities charged)



Shinjuku	15
Shibuya Harajuku Omotesando	17
Asakusa	21
Sumida Ryogoku	25
Ueno	27
Akihabara Ochanomizu	29
GINZA	
Marunouchi	31
Marunouchi	33
Nihonbashi	35
Roppongi Akasaka	39
Ikebukuro	41
Odaiba Ariake Aomi	43
Shiodome Shiba Takeshiba	45
Shinagawa	47
Ota	49
Shibamata	51
The Northern Tama Area	53
The Southern Tama Area	55
The Western Tama Area	57
Tokyo Islands	59
Nearby Prefectures	63
Park/Garden	65
Zoo/Botanical Garden	67
Amusement park	68
Museum	69



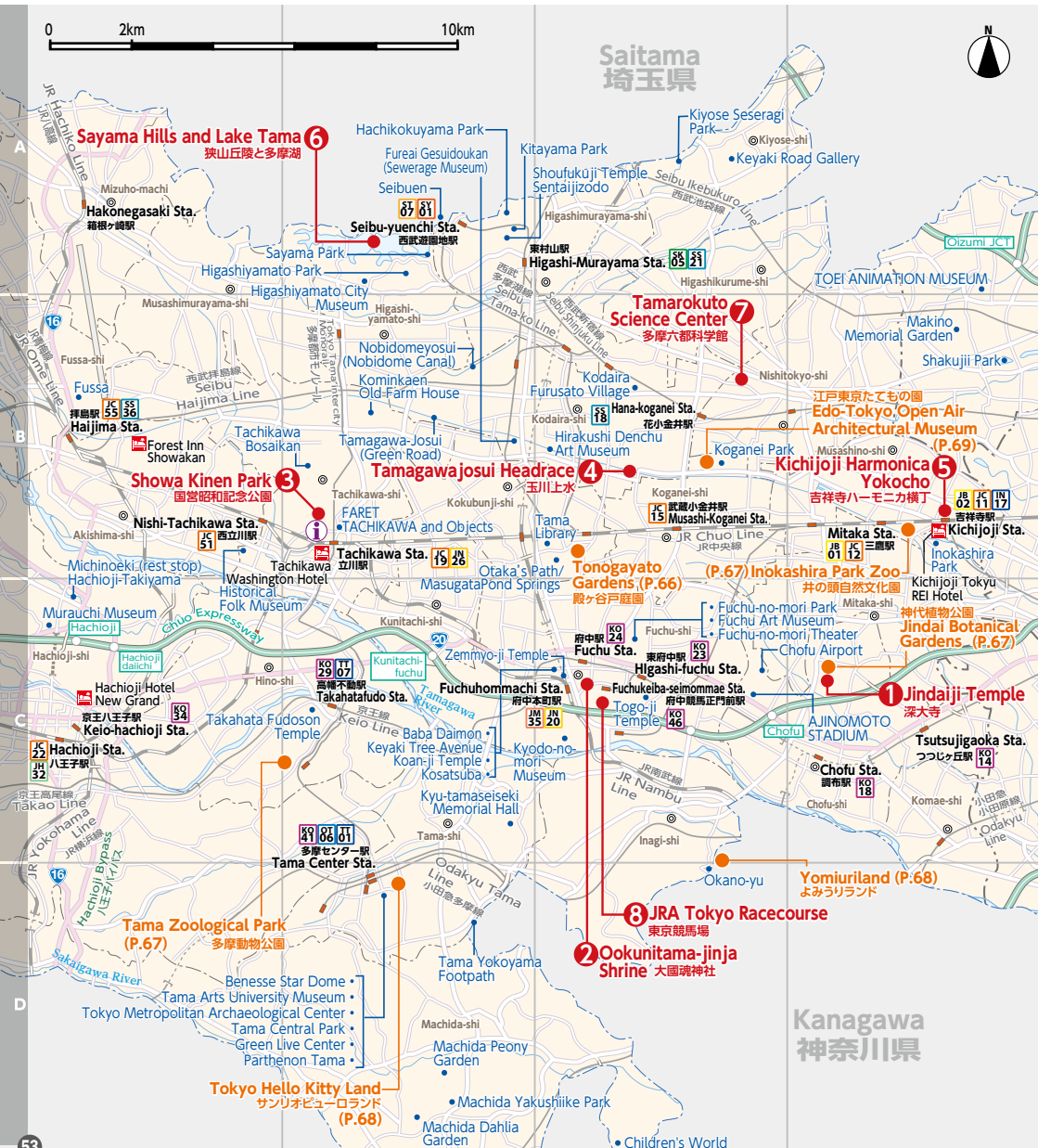
An area dotted with scenic towns and beautiful temples and shrines, perfect for exploring on foot.

# The Northern Tama Area

北多摩



- Tourist Spots (pp.15–62)
- Tourist Spots (pp.65–73)
- Accommodation
- Shopping
- Art Gallery / Museum
- 1 Subway Exit with an Elevator
- EV Subway Exit with an Elevator (No Exit Number)



## 1 Jindaiji Temple

深大寺

☎042-486-5511

This ancient temple was founded in 733. Here visitors will find the 7th-century bronze Shakya Nyorai statue, the only National Treasure among the statues of Buddha enshrined in temples in Tokyo. The temple's specialty soba noodles is a must-try.

10 min. bus ride from Chofu (Keio: KO18) or Tsutsujigaoka (Keio: KO14)  
 9:00–17:00 Open 365 days



MAP P53C4



## 2 Ookunitama-jinja Shrine

大國魂神社

☎042-362-2130

One of the oldest shrines in Tokyo, built in honor of the Grand God of Ookunitama, the guardian diety of the Musashi region.

Fuchu (Keio: KO24), Fuchuhommachi (JR: JN20, JM35)  
 6:00–18:00 (6:30–17:00 September 15–March)  
 Open 365 days  
 Treasure house admission fee: ¥200 (open on Saturdays, Sundays, and holidays)



MAP P53C3



## 3 Showa Kinen Park

国営昭和記念公園

☎042-528-1751

Built as part of the celebrations marking the 50th year of Emperor Showa's reign. In addition to barbecues and various sports, visitors can enjoy seasonal sights and events all through the year, such as the flower relay that starts at the cherry trees blossoms, the fireworks festival, the cosmos garden, and the autumn leaves festival.

Nishi-Tachikawa (JR: JC51) 9:30–17:00 (until 16:30 from November 1 until the end of February—varies according to the season) January 1, the 4th Monday and the following day of February, and December 31 (the Emperor Showa Memorial Museum is closed on Mondays and during preparations for special exhibitions)

Adults: ¥450, Children: free, Senior citizens: ¥210 (proof of age required)



MAP P53B2



## 4 Tamagawajosui Headrace

玉川上水

MAP P53B3

The conduit that sustained the development of Edo/Tokyo. It became an Official National Historic Site in 2003, which marked the 350th anniversary of its completion. The richly green walking paths at both banks are places of relaxation for those who visit and have been designated National Places of Scenic Beauty with their rows of mountain cherry blossoms around the Koganei Bridge.

Musashi-Koganei (JR: JC15)



## 5 Kichijoji Harmonica Yokocho

吉祥寺ハーモニカ横丁

MAP P53B4

Named for its alleyways that line up parallel to each other much like harmonica reeds, this area is a narrow maze of restaurants, clothing shops, miscellaneous good shops, florist shops, fish shops and others. Formerly an underground flea market, this quarter has a friendly, retro atmosphere with lots to explore.

Kichijoji (JR: JB02, JC11, Keio: IN17)

Varies according to the store



## 6 Sayama Hills and Lake Tama

狭山丘陵と多摩湖

MAP P53A2

This is a huge area with parks with deep forests, open green expanses, an adventure park, rice fields, and an old countryside house that visitors are free to visit. Many people enjoy walking or cycling around Lake Tama. It is a manmade lake completed in 1927 and is also known as Murayama Reservoir.

Seibu-yuenchi (Seibu: ST07, SY01)

\*1: Sayama Park



## 7 Tamarokuto Science Center

多摩六都科学館

MAP P53B3

☎042-469-6100

This interactive museum allows all people from children to adults to explore the natural world and outer space, as well as the inner workings of machinery and the human body. The planetarium which can project more than 140 million stars – the world's largest number – was recognized in the Guinness Book of World Records.

Hana-koganei (Seibu: SS18)

9:30–17:00 (until 17:30 in August)

Mondays, the following day of a national holiday, New Year holidays, temporary closures Admission Adult: ¥520, 4 yrs. old to high school student: ¥210 (extra charge for the planetarium and dome theater)



## 8 JRA Tokyo Racecourse

東京競馬場

MAP P53C3

Nothing beats the excitement of a day at the races, and Tokyo is no exception. Whether you are there to place bets or just watch the horses run, there is something for everyone. There is also a large park, a playground and even a racing museum.

Fuchukeiba-seimomae (Keio: KO46), Higashi-fuchu (Keio: KO23), Fuchuhommachi (JR: JN20, JM35)  
 9:00–17:00, weekdays: 10:00–12:00, 13:00–16:00 Mondays, Tuesdays, holidays, New Year holidays, temporary closures ¥200 (free for children under 15 yrs. old)



Shinjuku	15
Shibuya Harajuku Omotesando	17
Asakusa	21
Sumida Ryogoku	25
Ueno	27
Akihabara Ochanomizu	29
GINZA	
Marunouchi	31
Nihonbashi	35
Roppongi Akasaka	39
Ikebukuro	41
Odaiba Ariake Aomi	43
Shiodome Shiba Takeshiba	45
Shinagawa	47
Ota	49
Shibamata	51
The Northern Tama Area	53
The Southern Tama Area	55
The Western Tama Area	57
Tokyo Islands	59
Nearby Prefectures	63
Park/Garden	65
Zoo/Botanical Garden	67
Amusement park	68
Museum	69



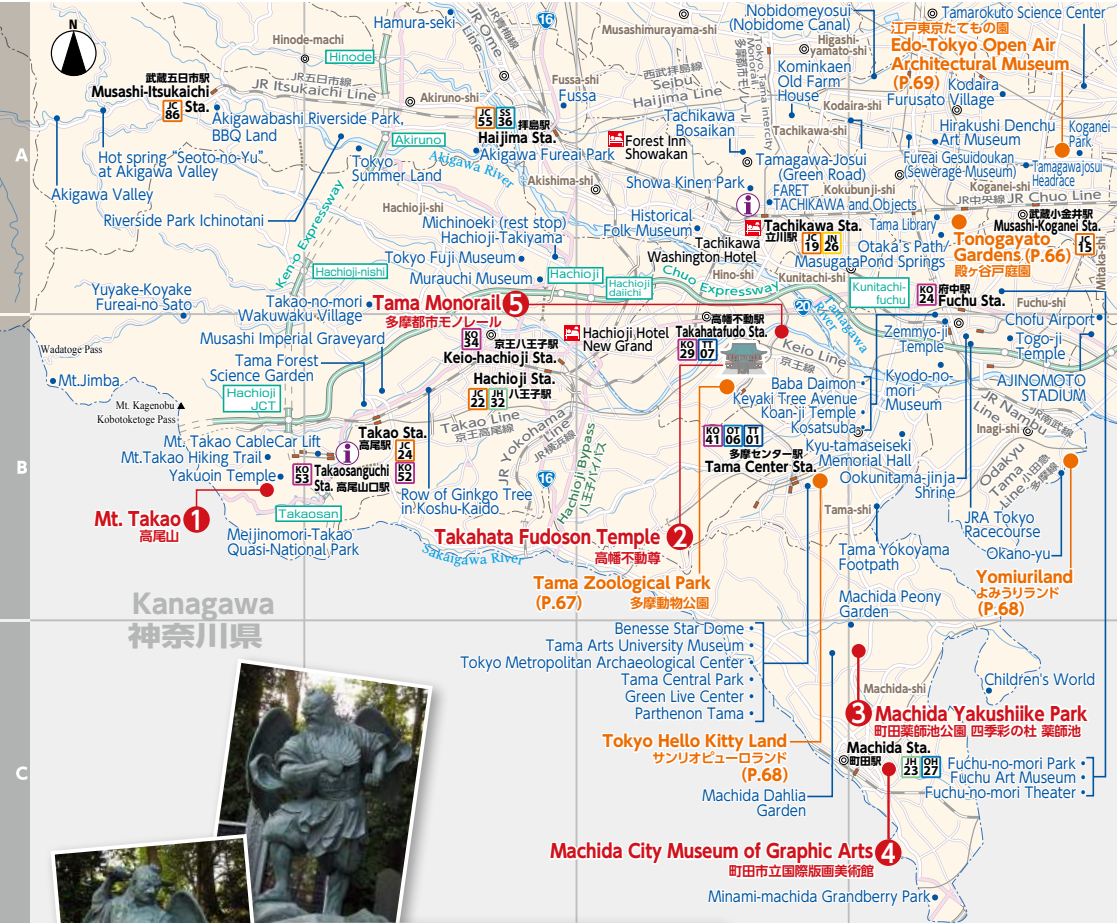
Hikers and culture lovers alike will love this region, as it has the best of both worlds.

# The Southern Tama Area

南多摩



● Tourist Spots (pp.15-62)  
 ● Tourist Spots (pp.65-73)  
 Accommodation  
 Shopping  
 Art Gallery / Museum  
 Subway Exit with an Elevator (No Exit Number)



Kanagawa  
神奈川県



## Mt. Takao - Home of the Mysterious Tengu

Mt. Takao, Yakuoin Temple

MAD P55B1

It is said that Mt. Takao is home to long-nosed demon-like beings called Tengu. They are guardians of this sacred mountain and come after you if you have bad intentions, while those who are pure of heart have nothing to fear. You can buy Tengu talismans to protect you from harm at Yakuoin Temple.

0 2km 10km

## 1 Mt. Takao

高尾山

☎042-673-3461 (Takaosanguchi Tourist Office)

MAP P55B1



The TRICK ART MUSEUM



TAKAO 599 MUSEUM photo: Taiji Yamazaki

Mt. Takao is a 599-meter high mountain on the west side of Tokyo and attracts over 2.6 million visitors a year – with good reason! Not only does it have a number of different trails of varying difficulties and lengths, there are also onsen (hot springs) in the area so hikers can rest their aching muscles after a long day on the trails. The area is also famous for its soba noodles and has several stellar restaurants both at the foot and near the summit of the mountain.

Yakuoin Temple was established on the mountain over 1,000 years ago and is famous for its fire walking festival. Visitors can enjoy special Buddhist shoin-ryori style vegetarian food here, if they make reservations in advance. The TRICK ART MUSEUM has optical illusions galore, perfect for fun and fascinating photos.

For those more interested in the science of Japan's nature, TAKAO 599 MUSEUM features the local flora and fauna and history, and hiking manners (Free admission).

Takao Monkey Park and The Wild Plant Garden features about 60 monkeys and about 300 kinds of native wildflowers.

Get off at Takaosanguchi (Keio: KO53), get on the Mt. Takao Railway, cable car to Takaosan Sta. or on the chair lift to Sanjo Sta. and walk about 40 min. to reach the top

\*1: Takaosanguchi Sta., TAKAO 599 MUSEUM, near the top of Mt. Takao

\*2: Takaosanguchi Sta., Takao Visitor Center, TAKAO 599 MUSEUM

## 2 Takahata Fudosen Temple

高幡不動尊

☎042-591-0032

MAP P55B3



The precincts of the temple of the Shingon School of Buddhism are dotted with cultural properties such as the Fudo-do, the Niomon Gate, the Gojuno Tower, the monument of Shinsengumi and the statue of Vice-Captain Hijikata Toshizo.

Takahatafudo (Keio: KO29)

The precincts open 24 hours

Open 365 days



## 3 Machida Yakushiike Park

町田薬師池公園 四季彩の杜 薬師池

MAP P55C4



Designated as a Place of Scenic Beauty of Tokyo Metropolis and a Place of Shin Tokyo Hyakkei (100 New Scenic Places in Tokyo), this is a park representing Machida. With a pond in the center, trees and flowers such as ume (Japanese plum), cherry blossoms, wisteria, Oga lotuses and maples can be enjoyed every season. Two old houses built in the Edo period and moved to the park show how people lived in those days.

30 min. bus ride from Machida

(Odakyu: OH27) ☎6:00–18:00 (June–August: 6:00–19:00)



## 4 Machida City Museum of Graphic Arts

町田市立国際版画美術館

☎042-726-2771

MAP P55C4



One of the few museums in the world dedicated to prints, this facility boasts a collection of approximate 30,000 Japanese and Western prints ranging from the eighth century Buddhist woodblock art to contemporary prints. Woodblock printing classes are held regularly; see website for schedule.

Machida (JR: JH23, Odakyu: OH27) ☎Weekday: 10:00–17:00,

Saturdays, Sundays, holidays: 10:00–

17:30 Mondays (or the following day when it falls on a national/

substitute holidays), December 28–January 4 Varies according to the

exhibition \*1: No Wi-Fi at some locations



## 5 Tama Monorail

多摩都市モノレール

MAP P55A3,B3



Not only can the monorail transport you to fun destinations such as Tokyo Hello Kitty Land, Tama Zoological Park, and Showa Kinen Park, it is also an attraction in itself! As the track is several meters above ground, travelers get a great panoramic view of the area as they ride.

\*1: Each station



Shinjuku	15
Shibuya Harajuku Omotesando	17
Asakusa	21
Sumida Ryogoku	25
Ueno	27
Akihabara Ochanomizu	29
GINZA	
31	
Marunouchi	33
Nihonbashi	35
Roppongi Akasaka	39
Ikebukuro	41
Odaiba Ariake Aomi	43
Shiodome Shiba Takeshiba	45
Shinjagawa	47
Ota	49
Shibamata	51
The Northern Tama Area	53
The Southern Tama Area	55
The Western Tama Area	57
Tokyo Islands	59
Nearby Prefectures	63
Park/Garden	65
Zoo/Botanical Garden	67
Amusement park	68
Museum	69





Toilet for the Disabled

Parking Exclusively for the Disabled

Parking Available for the Disabled

FREE Wi-Fi

Access

Open Hours

Closed

Admission

Telephone Number

## 1 Mt. Mitake

御岳山

☎0428-78-9363 (Mitake Visitor Center)

MAD P57B2



Rising to a peak elevation of 929 meters, the mountain is full of wild plants and birds all through the year and is one of the most famous spots in Japan for viewing the "false anemone" that bloom in the summer. There are also plenty of hiking courses. The right view when staying at a temple lodge is beautiful.

10 min. bus ride from Mitake (JR: JC69), then 6 min. cable car ride from Takimoto Sta. on Mitake Tozan Railways

\*1: One place each at Mitake Visitor Center, Mitake-daira and Maruyamaenchi  
\*2: Mitake Visitor Center



## 2 Fussa

福生

☎042-530-2341 (Fussa Tourist Information Center)

MAD P57B4

A town full of the charms from both Japan and the West, such as two sake breweries that have been around since the Edo era, a shopping district with an American appeal in front of the US Yokota Air Base, and the famous local Fussadog hot dogs. The Fussa Tanabata Festival in August attracts about 400 thousand visitors each year.

Fussa (JR: JC57)



## 3 Nippara Limestone Caves

日原鍾乳洞

☎0428-83-8491

MAD P57A1




The biggest limestone cave in the Kanto region. The 40-minute cave tour is popular.

35 min. bus ride from Oku-Tama (JR: JC74)

8:30–16:30 (December – March), 8:00–17:00 (April – November)

New Year holidays

Adult ¥800, Junior high school student ¥600, Elementary school student ¥500



## 4 Hot Springs in Tama

多摩の温泉



## 5 Lake Okutama

奥多摩湖

☎0428-86-2211

(Ogouchi Reservoir Management Office)

MAD P57B1



This artificial lake was created with the construction of the Ogouchi Dam. The seasonal views from the Ogouchi Dam Observatory are popular.

15 min. bus ride from Oku-Tama (JR: JC74)



The Tama area is dotted with hot springs (onsen) and related facilities can be reached on a one-day trip from Tokyo.

### 4-a Shogai Seishun-no yu Tsuru-tsuru Onsen

生涯青春の湧つるつる温泉

☎042-597-1126



20 min. bus ride from Musashi-Itsukaichi (JR: JC86)

10:00–20:00 (Admission until 19:00)

3rd Tuesday (or the following day when it falls on a national holiday) \*Irregularly closed

Adult ¥860 (3 hours) (¥100 discount)

### 4-b Hinohara Village Onsen Kazumanoyu

檜原温泉センター敷馬の湯

☎042-598-6789



1 hr bus ride from Musashi-Itsukaichi (JR: JC86)

Weekdays: 10:00–19:00, Saturdays/Sundays/Holidays: 10:00–20:00

Mondays (or the following day when it falls on a national holiday)

\*Irregularly closed. Adult ¥880 (¥100 discount)

### 4-c Okutama Onsen Moeginoyu

奥多摩温泉もえぎの湯

☎0428-82-7770

MAD P57B2

Oku-Tama (JR: JC74) 10:00–20:00, Golden Week holidays (late April to early May) and August: 10:00–21:30, December to March: 10:00–19:00 \*Admission until 1 hr. before closing

Mondays (or the following day when it falls on a national holiday)

Adult ¥850

### 4-d Hot spring "Seoto-no-Yu" at Akigawa Valley

秋川渓谷 瀬音の湯

☎042-595-2614



17 min. bus ride from Musashi-Itsukaichi (JR: JC86)

10:00–22:00 (Admission until 21:00)

2nd Wednesday of March, June, September, and December

Adult ¥900 (3 hours)

## 6 Akigawa Valley

秋川渓谷

☎042-558-1111

(Tourism Promotion Section)

MAD P57B3



A valley surrounded by rich rustic scenery. Its appeal lies in the natural environment that lets you enjoy the beauty of all four seasons. Here, you can enjoy outdoor activities while walking along the valley or viewing the mountain streams under the blue sky.

Walk or bus from Musashi-Itsukaichi (JR: JC86) (time varies depending on the destination)

\*1: No Wi-Fi at some locations



Shinjuku

15

Shibuya

Harajuku

Omotesando

17

Asakusa

21

Sumida

Ryogoku

25

Ueno

27

Akihabara

Ochanomizu

29

GINZA

31

Marunouchi

33

Nihonbashi

35

Roppongi

AKASAKA

39

Ikebukuro

41

Odalba

Ariake

Aomi

43

Shiodome

Shiba

Takeshiba

45

Shinagawa

47

Ota

49

Shibamata

51

The Northern

Tama Area

53

The Southern

Tama Area

55

The Western

Tama Area

57

Tokyo Islands

59

Nearby

Prefectures

63

Park/Garden

65

Zoo/Botanical

Garden

67

Amusement

park

68

Museum

69

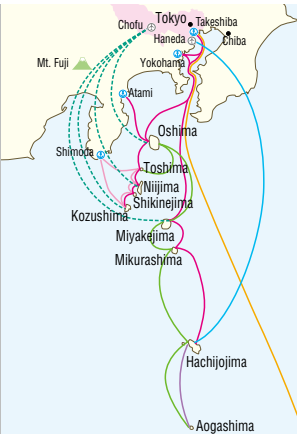
\*For other hot spring facilities, call Ohtama Tourist Association  
☎0428-22-3525 (weekdays 9:00–17:00)



An area that you can access from Tokyo by ship or plane. Here, you can enjoy pristine nature.

# Tokyo Islands

島しょ地域



## Izu Islands

The generic name for the islands, belonging to the Tokyo Metropolis adopted since the Meiji era, covers 7 Izu islands as well as the small islands scattered in the south of Sagami Bay such as Aogashima and Torishima. Some of them have hot springs because they are located in Mt. Fuji's volcanic belt.

### From Tokyo To:

- Oshima..... About 120km
- Toshima..... About 147km
- Niijima ..... About 163km
- Shikinejima ..... About 171km
- Miyakejima ..... About 186km
- Kozushima..... About 188km
- Mikurashima..... About 209km
- Hachijojima ..... About 297km
- Aogashima..... About 357km



**Air**



☎0570-029-222  
www.ana.co.jp/en/jp/



☎0422-31-4191  
www.central-air.co.jp/en/



**Toho Air Service**

☎04996-2-5200  
www.tohoair.co.jp/english/



**Tokai Kisen**

☎03-5472-9999  
www.tokaikisen.co.jp/en/

**Shinshin Kisen**

☎0558-22-2626  
shinshin-kisen.jp/

**Ogasawara Kaiun**

☎03-3451-5171  
www.ogasawarakaiun.co.jp/english/

**Izu Shoto Kaihatsu**

☎03-3455-3090  
www.izu-syotou.jp/index\_e.php

\*The time required for access to each island is shown. Please note that the times shown may vary depending on the season and weather. For details on times, please contact the transportation companies listed above.

## Information on the Island Region

**TOKYO ISLANDS.COM**

www.tokyo-islands.com/en/

☎03-3436-6955

(Tokyo Islands Tourist Federation)

## Ogasawara Islands

The islands located in the south of Tokyo, consisting of Chichijima, Hahajima, Mukojima and two Islands belong entirely to the Tokyo Metropolis. They were allegedly discovered by Sadayori Ogasawara in 1593.

### From Tokyo To:

- Chichijima ..... About 1,000km
- Hahajima..... About 1,050km

• Nishinoshima



# Izu Islands

Oshima, Toshima, Niijima, Shikinejima



## 1 Oshima 大島

☎04992-2-2177  
(Oshima Tourism general incorporated Association)

The largest of Izu islands is a well-known tourist spot with Mt. Mihara as its major attraction. The island's camellia oil, a local product, and hot springs are also famous.

🕒 1 hr 45 min. Jetfoil trip or 8 hr by vessel (overnight) from Takeshiba Pier  
✈️ 30 min. flight from Chofu Airport  
\*1: Motomachi Port / Oshima Airport



## 2 Toshima 利島

☎04992-9-0046  
(Toshima Labor and Welfare Hall)

Though it is a small island of 8km in circumference with a population of about 300 people, its camellia oil production is one of the largest in Japan. This island is filled with camellias and hiking in the camellia terrace fields is recommended.

🕒 2 hr 20 min. Jetfoil trip or 9 hr 30 min. by vessel (overnight) from Takeshiba Pier  
\*2: Toshima Port



## 3 Niijima 新島

☎04992-5-0001 (Niijima Tourist Association)

Habushiura, an about 7km long beautiful sand beach, is a "sacred place" for surfers. A Greek-temple-style open-air bath offers a splendid view.

🕒 3 hr Jetfoil trip or 10 hr by vessel (overnight) from Takeshiba Pier  
✈️ 35 min. flight from Chofu Airport  
\*3: Niijima Port / Niijima Airport



## 4 Shikinejima 式根島

☎04992-7-0170  
(Shikinejima Tourist Association)

The island has four family-friendly beaches, including Tomari Beach, which was selected as one of the Best 88 Beaches in Japan. Visitors can also enjoy diving, fishing and onsen hot springs.

🕒 3 hr Jetfoil trip or 11 hr by vessel (overnight) from Takeshiba Pier  
✈️ 35 min. flight from Chofu Airport to Niijima, then 10 min. by shuttle boat  
\*4: Nobushi Port



Shinjuku	15
Shibuya Harajuku Omotesando	17
Asakusa	21
Sumida Ryogoku	25
Ueno	27
Akihabara Ochanomizu	29
GINZA	
Marunouchi	31
Nihonbashi	35
Roppongi Akasaka	39
Ikebukuro	41
Odaiba Ariake Aomi	43
Shiodome Shiba Takeshiba	45
Shinjagawa	47
Ota	49
Shibamata	51
The Northern Tama Area	53
The Southern Tama Area	55
The Western Tama Area	57
Tokyo Islands	59
Nearby Prefectures	63
Park/Garden	65
Zoo/Botanical Garden	67
Amusement park	68
Museum	69



# Izu Islands

Kozushima, Miyakejima, Mikurashima,  
Hachijojima, Aogashima



## 5 Kozushima

神津島

☎04992-8-0321  
(Kozushima Tourist Association)

The island is famous for its beautiful natural scenery with Mt. Tenjo in the background, the marine sports that can be enjoyed in its very clear waters, and its pleasant hot springs.

🕒 3 hr 45 min. Jfoil trip or 12 hr by vessel (overnight) from Takeshiba Pier

🕒 40 min. flight from Chofu Airport  
\*1: Kozushima Port / Kozushima Airport



## 6 Miyakejima

三宅島

☎04994-5-1144  
(Miyakejima Tourist Association)

Volcanic Miyakejima, where visitors can sing with the birds, swim with the fish and lift their spirits with the island's traditional arts. Miyakejima offers a healing, reflective respite, where the power of the earth and the source of life can be felt.

🕒 6 hr 30 min. by vessel (overnight) from Takeshiba Pier

🕒 50 min. flight from Chofu Airport  
\*2: Aka Port / Miike Port / Miyakejima Airport



## 7 Mikurashima

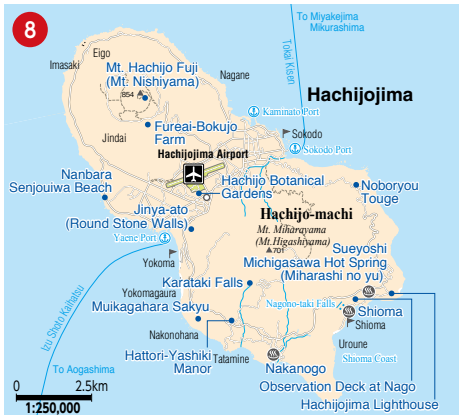
御蔵島

☎04994-8-2022  
(Mikurashima Tourist Association)

This island surrounded by sheer cliffs located about 200km south of Takeshiba Pier is known for the wild dolphins observed in the near-by ocean.

🕒 7 hr 35 min. by vessel (overnight) from Takeshiba Pier

\*3: Mikurashima Port



## 8 Hachijojima

八丈島

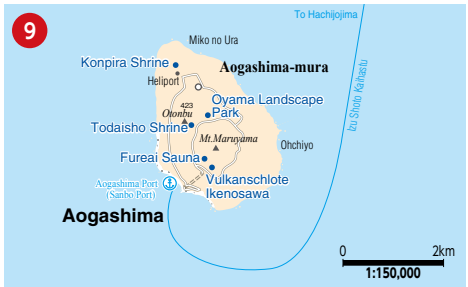
☎04996-2-1377  
(Hachijojima Tourist Association)

A gourd-shaped island filled with many pleasant surprises of nature such as beautiful waters, mountains, and hot springs. It can be reached in just fifty minutes from Haneda Airport.

🕒 11 hr by vessel (overnight) from Takeshiba Pier

🕒 50 min. flight from Haneda Airport  
\*4: Kaminato Port / Yaene Port





## 9 Aogashima

青ヶ島  
☎04996-9-0111  
(Aogashima Village Municipal Office)

A small volcanic island located at the south end of the Izu Islands featuring a world rarity, the "Hingya" double volcano. Its distilled spirit named Aochu (Aogashima Shochu) is a special local product.

🚢 3 hr boat ride or 20 min. helicopter flight from Hachijojima  
\*5: Aogashima Port



# Ogasawara Islands

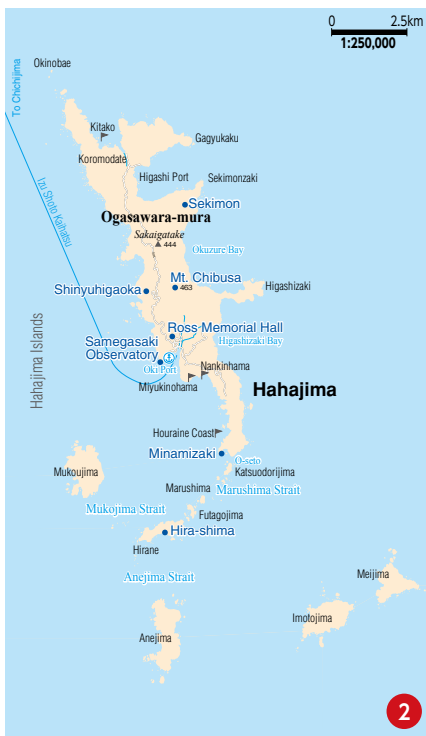
Chichijima, Hahajima

## 1 Chichijima

父島  
☎04998-2-2587  
(Ogasawamura Tourist Association)

The main island among the Ogasawara Islands is Chichijima, where the main municipal offices of Ogasawara are located. Enjoy diving and dolphin swimming throughout the year.

🚤 24 hr boat ride from Takeshiba Pier  
\*6: Chichijima Port



## 2 Hahajima

母島  
☎04998-3-2300  
(Ogasawara Hahajima Tourist Association)

Trek through the World Heritage-designated forests of Tokyo's southernmost inhabited island.

🚤 2 hr boat ride from Chichijima  
\*7: Hahajima Port



Shinjuku	15
Shibuya	
Harajuku	17
Omotenando	
Asakusa	21
Sumida	
Ryogoku	25
Ueno	27
Akihabara	
Ochanomizu	29
GINZA	
GINZA	31
Marunouchi	33
Nihonbashi	35
Roppongi	
Akasaka	39
Ikebukuro	41
Odalba	
Ariake	
Aomi	43
Shiodome	
Shiba	
Takeshiba	45
Shinjagawa	47
Ota	49
Shibamata	51
The Northern Tama Area	53
The Southern Tama Area	55
The Western Tama Area	57
Tokyo Islands	59
Nearby Prefectures	63
Park/Garden	65
Zoo/Botanical Garden	67
Amusement park	68
Museum	69

# Sightseeing Spots in Nearby Prefectures

*Tokyo is a conveniently accessible city.*

*That is why it is a good idea to go sightseeing in nearby locations.*

*Take a short trip away from Tokyo and find the true beauty of Japan.*



## Nikko

〈Tochigi〉

An international tourist destination where the World Heritage Site “Nikko Toshogu Shrine” is located

Nikko is a city where many historical structures stand, including Nikko Toshogu Shrine, which is a registered World Heritage Site. As it is known as the location that enshrines Ieyasu Tokugawa, who established his shogunate in Edo, and as a scenic site even abroad since the Meiji era, it soon became a popular international tourist destination.

Access **Tokyo Sta.** JR Shinkansen Yamabiko 50min. **Utsunomiya Sta.** JR Nikko Line 40min. **Nikko Sta.** Required time ⌚ About **90** min.  
**Asakusa Sta.** Tobu Limited Express Revaty or SPACIA **Tobu Nikko Sta.** Required time ⌚ About **110** min.

## Kawagoe

〈Saitama〉

Experience Japanese culture in “Koedo”, where its historical landscape still remains

Kawagoe is a city that ranks not far behind cities like Kamakura and Nikko for its many cultural properties. It is known as “Koedo”, or “Little Edo”, as the streets are lined with storehouse-style structures, temples, and shrines, and has a townscape that resembles that which could be seen during the Edo era.



Access **Tokyo Sta.** Tokyo Metro Marunouchi Line 17min. **Ikebukuro Sta.** Tobu Tojo Line 30min. **Kawagoe Sta.** Required time ⌚ About **50** min.



## Mount Fuji

〈Yamanashi / Shizuoka〉

Mount Fuji, Japan’s sacred mountain, which was registered World Cultural Heritage Site in 2013. Since ancient times, Mount Fuji has been known both domestically and internationally as the symbol of Japan for its graceful shape, and is visited by many people each year who go to catch a glimpse of its beauty.

Access **Shinjuku Sta.** Chuo highway bus 112min. **Kawaguchiko Sta.** Fujiyuko bus 50min. **Fuji Subaru Line 5th Sta.** Required time ⌚ About **160** min.

\*Bus service is available from Shinjuku to Fuji Subaru Line 5th Sta.



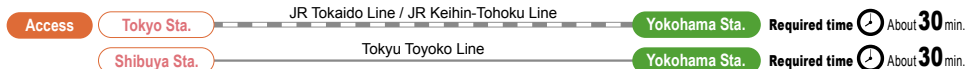


# Yokohama

(Kanagawa)

Where East Meets West

Yokohama, a port city south of Tokyo, is a historical city known to have opened Japan's doors to the world in 1859, after over 200 years of isolation. The city has since become famous for its fusion of eastern and western cultures and its beautiful ocean views. The Yokohama Red Brick Warehouse, a former port facility on the bay, now houses many stylish shops, cafes and restaurants. If you're craving a gourmet adventure, don't forget to wander through Motomachi Shopping Street and Yokohama Chinatown, Japan's largest Chinatown.




# Kamakura

(Kanagawa)

Kamakura is rich in history and culture

The ancient city of Kamakura, which is about an hour away from Tokyo, has one of the highest numbers of cultural assets in Japan and is a popular spot that is always crowded with tourists. The hills, seaside, and streets are all packed into one small town, making it a perfect destination for a short trip. Although there are many old and historic temples and shrines here, you can also find modern and classical cafes and variety stores, as well as enjoy dishes made with fresh seafood.

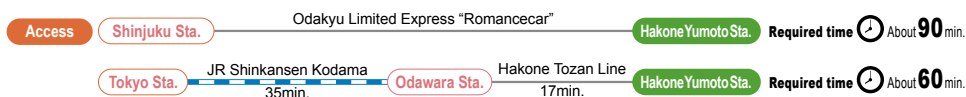


# Hakone

(Kanagawa)

Enjoy bathing in a hot springs town consisting of over 20 hot springs

Hakone, which has been a famous town of hot springs for ages, has not only hot springs, but an atmospheric townscape, shrines and temples, and an abundance of natural scenery as well. Mount Fuji, known as the symbol of Japan, can also be seen from here as well if you go to Lake Ashi by bus or ropeway gondola.



Shinjuku	15
Shibuya Harajuku Omotesando	17
Asakusa	21
Sumida Ryogoku	25
Ueno	27
Akihabara Ochanomizu	29
GINZA	31
Marunouchi	33
Nihonbashi	35
Roppongi Akasaka	39
Ikebukuro	41
Odaiba Ariake Aomi	43
Shiodome Shiba Takeshiba	45
Shinjagawa	47
Ota	49
Shibamata	51
The Northern Tama Area	53
The Southern Tama Area	55
The Western Tama Area	57
Tokyo Islands	59
Nearby Prefectures	63
Park/Garden	65
Zoo/Botanical Garden	67
Amusement park	68
Museum	69

# Tourist Spots

Gardens,  
Amusement  
Parks, Museums,  
and more

Gardens from the good old days of Tokyo. Rare plants and adorable animals.  
Museums & art galleries to satisfy your curiosity. And the hottest amusement parks...  
Here is a list of tourist spots you can enjoy only in Tokyo.

Travelers from overseas can receive a discount when presenting this guidebook. **Discount period: Valid until November 30, 2020**

Toilet for the Disabled Parking Exclusively for the Disabled Parking Available for the Disabled FREE Wi-Fi Admission Address Access Open Hours Closed Telephone Number

\*Telephone number marked with ★ means Hello Dial information for museums/art galleries.

## Park/Garden

### Hama-rikyu Gardens

浜離宮恩賜庭園 ☎03-3541-0200

**MAP P31D2, P45B4**

Once belonged to the Tokugawas, the garden is representative of the Edo period, featuring a tidal pond and two duck hunting sites. As the pond water is drawn from the sea, visitors can enjoy changes in the surrounding scenery with the ebb and flow of the tide. It is the only Edo garden in Tokyo with such a pond.

¥Adult ¥300, 65 years and older ¥150 (Adult ¥60 discount, 65 years and older ¥30 discount)

1-1 Hama-rikyu Teien, Chuo-ku

🚗 Tsukijishijo (Subway: E18), Shiodome (Subway: E19)

🕒 9:00–17:00 \*Admission until 16:30

📅 December 29–January 1



### Kyu Shiba-rikyu Gardens

旧芝離宮恩賜庭園 ☎03-3434-4029

**MAP P45C3**

One of the oldest Daimyo gardens dating back to the beginning of the Edo era. It is a Japanese-style garden with ancient rockwork and a pond that used to be connected to the sea. It is a traditional Japanese garden, "a landscape style with artificial hills and fountains".

¥Adult ¥150, 65 years and older ¥70 (Adult ¥30 discount, 65 years and older ¥20 discount)

1-4-1 Kaigan, Minato-ku

🚗 Hamamatsucho (JR: JK23, JY28), Daimon (Subway: A09, E20)

🕒 9:00–17:00 \*Admission until 16:30

📅 December 29–January 1 (Please confirm the special event days on the website.)



### Koishikawa Korakuen Gardens

小石川後楽園 ☎03-3811-3015

This is a typical Mito-Tokugawa Daimyo garden of the Edo era. The beautiful balance between Japanese and Chinese aesthetics can be seen in the scenery that expresses the lakes, rivers, mountains, and fields. A National Special Historic Site and Special Place of Scenic Beauty.

¥Adult ¥300, 65 years and older ¥150 (Adult ¥60 discount, 65 years and older ¥30 discount)

1-6-6 Koraku, Bunkyo-ku

🚗 Iidabashi (JR: JB16, Subway: E06, N10, T06, Y13), Korakuen (Subway: M22, N11)

🕒 9:00–17:00 \*Admission until 16:30

📅 December 29–January 1



### Rikugien Gardens

六義園 ☎03-3941-2222

A typical Daimyo garden dating back to the Edo era. A circuit style Japanese garden of "a landscape style with artificial hills and a pond", exquisite with the taste of Waka–Japanese classical poetry. The garden was constructed by Yanagisawa Yoshiyasu.

¥Adult ¥300, 65 years and older ¥150 (Adult ¥60 discount, 65 years and older ¥30 discount)

6-16-3 Hon-komagome, Bunkyo-ku

🚗 Komagome (JR: JY10, Subway: N14), Sengoku (Subway: I14)

🕒 9:00–17:00 \*Admission until 16:30

📅 December 29–January 1



### Kyu Iwasaki-tei Gardens

旧岩崎邸庭園 ☎03-3823-8340

**MAP P27D2, P29A3**

The Iwasaki estate is an important cultural asset with a magnificent Western-style residence, a princely Japanese-style house, a billiards house, and a lawn garden. The Western-style building and the billiards house were designed by Josiah Conder in the Meiji era, who also designed many buildings in Tokyo including the "Rokumeikan Guest House".

¥Adult ¥400, 65 years and older ¥200 (Adult ¥80 discount, 65 years and older ¥40 discount)

1-3-45 Ikenohata, Taito-ku

🚗 Yushima (Subway: C13), Ueno-Hirokoji (Subway: G15), Ueno-okachimachi (Subway: E09), Okachimachi (JR: JK29, JY04)

🕒 9:00–17:00 \*Admission until 16:30

📅 December 29–January 1



\*Photos on pages 65 and 66 and Jindai Botanical Gardens on page 67 are courtesy of the Tokyo Metropolitan Park Association.

## Mukojima-Hyakkaen Gardens

向島百花園 ☎03-3611-8705



Hyakkaen means "a garden covered with all sorts of flowers during the four seasons". This is a garden for professionals of arts and literature and also for ordinary people who love wild and cultivated flowers. Established in the late Edo era.

¥ Adult ¥150, 65 years and older ¥70 (Adult ¥30 discount, 65 years and older ¥20 discount)

📍 3-18-3 Higashi Mukojima, Sumida-ku

🚶 Higashi-mukojima (Tobu: TS05), Keisei-Hikifune (Keisei: KS46)

🕒 9:00-17:00 \*Admission until 16:30

📅 December 29-January 3 (Please check the website for a special event day.)



## Kiyosumi Gardens

清澄庭園 ☎03-3641-5892



A representative garden from the Meiji era, with its big fountain in close proximity, a miniature hill, a dry garden, and many oddly shaped rocks and famous rare stones collected from all over the country. It is a traditional Japanese garden of "a landscape style with artificial hills and fountains".

¥ Adult ¥150, 65 years and older ¥70 (Adult ¥30 discount, 65 years and older ¥20 discount)

📍 3-3-9 Kiyosumi, Koto-ku

🚶 Kiyosumi-shirakawa (Subway: E14, Z11)

🕒 9:00-17:00 \*Admission until 16:30

📅 December 29-January 1



## Kyu-Furukawa Gardens

旧古河庭園 ☎03-3910-0394



Two hundred rose bushes of about 100 different kinds bloom in spring and autumn, creating a harmonious atmosphere with the Western-style buildings. The landscaping is a masterpiece and features a perfect blend of Japanese and Western-style gardens.

¥ Adult ¥150, 65 years and older ¥70 (Adult ¥30 discount, 65 years and older ¥20 discount)

📍 1-27-39 Nishigahara, Kita-ku

🚶 Kami-Nakazato (JR: JK35), Nishigahara (Subway: N15)

🕒 9:00-17:00 \*Admission until 16:30

📅 December 29-January 1



## Tonogayato Gardens

殿ヶ谷戸庭園 ☎042-324-7991

MAP P53B3, P55A4



Gardens with wild flowers and spring water in the Musashino field. Their attraction is the delicate harmony of the Western gardens featuring the grand lawn on the plateau and the models in the Japanese gardens. You can enjoy lovely flowers from the four seasons throughout the year.

¥ Adult ¥150, 65 years and older ¥70 (Adult ¥30 discount, 65 years and older ¥20 discount)

📍 2-16 Minami-cho, Kokubunji City

🚶 Kokubunji (JR: JC16, Seibu: SK01, ST1)

🕒 9:00-17:00 \*Admission until 16:30

📅 December 29-January 1



## Shinjuku Gyoen National Garden

新宿御苑 ☎03-3350-0151



MAP P15D4

It was completed as a garden for the Imperial Household in 1906 and was opened to the public in 1949. It is a famous garden where the Formal Garden, Landscape Garden, and Japanese Traditional Garden coexist in harmony. Bringing and drinking alcohol, using toys and sports equipment are prohibited. (Except for Kid's Area)

¥ Adult ¥500, 65 years and older ¥250, Student (high school student and older) ¥250, Free for Junior high school student and younger 📍 11 Naito-machi, Shinjuku-ku 🚶 Shinjuku-gyoemmae (Subway: M10)

🕒 9:00-16:00 (Closes 16:30), Mar. 15-Sep. 30 9:00-17:30 (Closes 18:00), Jul. 1-Aug. 20 9:00-18:30 (Closes 19:00) 📅 Mondays (following weekday when Monday is a national holiday), December 29-January 3. \*Open throughout the special open period of Mar. 25-Apr. 24, Nov. 1-15



## Yoyogi Park

代々木公園 ☎03-3469-6081



MAP P17A1

This spacious park has a central square with a beautiful lawn, fountains and bird sanctuaries.

¥ Free admission

📍 2-1 Yoyogi Kamizono-cho, Shibuya-ku

🚶 Yoyogi-koen (Subway: C02), Meiji-jingumae (Harajuku) (Subway: C03, F15), Harajuku (JR: JY19)

🕒 Open 24 Hours

📅 Open 365 days



Shinjuku	15
Shibuya Harajuku Omotesando	17
Asakusa	21
Sumida Ryogoku	25
Ueno	27
Akihabara Ochanomizu	29
GINZA	31
Marunouchi	33
Nihonbashi	35
Roppongi Akasaka	39
Ikebukuro	41
Odaiba Ariake Aomi	43
Shiodome Shiba Takeshiba	45
Shinagawa	47
Ota	49
Shibamata	51
The Northern Tama Area	53
The Southern Tama Area	55
The Western Tama Area	57
Tokyo Islands	59
Nearby Prefectures	63
Park/Garden	65
Zoo/Botanical Garden	67
Amusement park	68
Museum	69



## Zoo/Botanical Garden

### Ueno Zoological Gardens



恩賜上野動物園 ☎03-3828-5171

(MAP) P27C2

Japan's oldest zoo, which opened in 1882. Here, you can see a variety of unique animals from all over the world. The very popular giant panda and "the ocean of the polar bear and seal," where you can observe dynamic activities of the Arctic animals, are must-sees.

¥Adult ¥600 (20% discount)

📍9-83 Ueno Park, Taito-ku

📍Ueno (JR: JJ01, JK30, JU02, JY05, Subway: G16, H18, Keisei: KS01), Nezu (Subway: C14)

🕒9:30–17:00 \*Admission until 16:00

🗓Mondays (or the following day when it falls on national/metropolitan holiday), December 29–January 1 (Please check for closed days.)



### Tama Zoological Park



多摩動物公園 ☎042-591-1611

(MAP) P53C2, P55B3

A vast expanse of nature, including the area between mountain foothills and arable flatlands of roughly fifty hectares. Visitors can view the animals roaming in an environment skillfully created with the natural terrain, with its hills, valleys, and woodlands.

¥Adult ¥600 (20% discount) 📍7-1-1 Hodokubo, Hino City

📍Tama-dobutsukoen (Keio: KO47, Tama Monorail: TT05)

🕒9:30–17:00 \*Admission until 16:00

🗓Wednesdays (or the following day when it falls on a national/metropolitan holiday), December 29–January 1 (Please check for closed days.)



### Tokyo Sea Life Park



葛西臨海水族園 ☎03-3869-5152

Here, you can see sea creatures of the world that live in various environments such as the ocean around Tokyo from Tokyo Bay to Ogasawara, oceans around the world from the Arctic to Antarctic, and the deep water. Among the highlights is one of Japan's largest penguin exhibition facilities, which has over 150 penguins.

¥Adult ¥700 (20% discount)

📍6-2-3 Rinkai-cho, Edogawa-ku 📍Kasai-Rinkai Park (JR: JE06)

🕒9:30–17:00 \*Admission until 16:00

🗓Wednesdays (or the following day when it falls on a national/metropolitan holiday), December 29–January 1 (Please check for closed days.)



### Inokashira Park Zoo



井の頭自然文化園 ☎0422-46-1100

(MAP) P53B4

A zoo where animals of Japan and other adorable creatures live among the lush greenery of Inokashira Park, which is still reminiscent of the Musashino area. In addition to the "Risu no komichi" area where you can see animals such as the Japanese squirrel up close, you can enjoy petting guinea pigs and also special exhibits.

¥Adult ¥400 (20% discount) 📍1-17-6 Gotenyama, Musashino City

📍Kichijoji (JR: JB02, JC11, Keio: IN17) 🕒9:30–17:00 \*Admission until 16:00

🗓Mondays (or the following day when it falls on a national/metropolitan holiday), December 29–January 1 (Please check for closed days.)



### Jindai Botanical Gardens



神代植物公園 ☎042-483-2300

(MAP) P53C4

Visitors can enjoy plants and the beauty of flowers all year round. The park is connected through wooded areas to the historic old Jindaiji Temple, introducing visitors to the naturally beautiful atmosphere of the Musashino woodland. A large greenhouse that opened in May 2016 after renovation has a collection of about 1,300 species, which is one of the largest such collections in Tokyo.

¥Adult ¥500 (20% discount) 📍5-31-10 Jindaiji-motomachi, Chofu City

📍Mitaka (JR: JB01, JC12), Kichijoji (JR: JB02, JC11), Chofu (Keio: KO18), Tsutsujigaoka (Keio: KO14)

🕒9:30–17:00 \*Admission until 16:00

🗓Mondays (or the following day when it falls on a national holiday), December 29–January 1 (Please check for closed days.)



### Institute for Nature Study, National Museum of Nature and Science



国立科学博物館附属自然教育園 ☎03-3441-7176

(MAP) P47A1

The only remnants of the old Musashino left within Tokyo. Within the premises are forests, grasslands, and wetlands, where you may view a variety of living creatures throughout the four seasons.

¥Adult ¥320 (¥60 discount), High school students or younger, seniors (65 yrs. and older): free

📍5-21-5 Shirokanedai, Minato-ku

📍Meguro (JR: JY22, Subway: I01, N01, Tokyu: MG01), Shirokanedai (Subway: I02, N02)

🕒9:00–16:30 (9:00–17:00 May 1–August 31) \*Admission until 16:00

🗓Mondays (Opens if it falls on a national/substitute holiday and will close on the following day), next days following national holidays (except when it falls on Sat. or Sun), December 28–January 4



## Amusement park

### Tokyo Dome City

東京ドームシティ ☎03-5800-9999



MAP P2981

This entertaining area contains an amusement park, Tokyo Dome, a hotel, restaurants and shops. The natural hot spring Spa LaQua is also popular.

- ☑ Admission free, pay separately for each attraction
- 📍 1-3-61 Koraku, Bunkyo-ku
- 🚗 Suidobashi (JR: JB17, Subway: I11), Korakuen (Subway: M22, N11)
- 🕒 ☒ Varies according to the facility



### Toshimaen

としまえん ☎03-3990-8800



Toshimaen is popular among families with attractions including roller coasters and haunted houses. Swimming pools are open in the summer. Conveniently close-by is the hot spring spa, "Toshimaen-Niwa-no-yu".

- ☑ Adult: (junior high school students and older) ¥1,000, One-day pass ¥4,300 (admission inclusive)
- 📍 3-25-1 Koyama, Nerima-ku
- 🚗 Toshimaen (Subway: E36, Seibu: SI39)
- 🕒 10:00-17:00
- ☒ January 1, Tuesdays, Wednesdays (Opening hours may vary by season)
- ☑ "Toshimaen-Niwa-no-yu" is open for junior high school students and older.



### Asakusa Hanayashiki

浅草花やしき ☎03-3842-8780

MAP P21B2, P25A2



It is said that this is the oldest amusement park in Japan. An amusement park with the feel of old Asakusa. The roller coaster made in 1953 is still popular today.

- ☑ Adult ¥1,000, One-day pass ¥2,500 (admission not inclusive)
- 📍 2-28-1 Asakusa Taiko-ku
- 🚗 Asakusa (Subway: A18, G19, Tobu: TS01, Tsukuba Express: TX03)
- 🕒 10:00-18:00 (Varies depending on season and weather)
- ☒ Open 365 days a year (except on maintenance days) \*Please refer to the webpage



### Tokyo Hello Kitty Land

サンリオピューロランド ☎042-339-1111

MAP P53D2, P55B3



An indoor theme park where you can meet Sanrio characters such as Hello Kitty, My Melody, and Cinnamoroll. The attractions are also popular.

- ☑ Adult Passport ¥3,300 (¥3,900 on Saturdays, Sundays, public holidays, and school holidays)
- 📍 1-31 Ochiai Tama City
- 🚗 Keio-tama-center (Keio: KO41), Odakyu Tama Center (Odakyu: OT06), Tama Center (Tama Monorail: TT01)
- 🕒 10:00-17:00 (-20:00 on Saturdays, -18:00 on Sundays, national holidays and school holidays)
- ☒ No fixed holiday \*Please refer to the webpage



### Yomiuriland

よみうりランド ☎044-966-1111

MAP P53C3, P55B4



Plenty of attractions including roller-coasters running through forests and a giant Ferris wheel. "Goojoo-ball!" is an amusement area with a theme of "making things" and also popular. The beach-like pool is also popular in the summer.

- ☑ Adult ¥1,800, One-day pass ¥5,500 (includes admission fee) (For a discount, ask the staff.)
- 📍 4015-1 Yanokuchi, Inagi City
- 🚗 Keio-yomiuri-land (Keio: KO37)
- 🕒 10:00-20:00 (9:00- on Sundays and Holidays - varies according to the season)
- ☒ No fixed holiday (please refer to the webpage)



### Tokyo Disney Resort®

東京ディズニーリゾート® ☎0570-00-8632



Enjoy two theme parks, Tokyo Disneyland® and Tokyo DisneySea®. There is also a shopping complex, Icpian®.

- ☑ Adult 1-day Passport: ¥7,500, 2-day Passport: ¥13,400
- 📍 1-1 Maihama, Urayasu City, Chiba Prefecture
- 🚗 Maihama (JR: JE07)
- 🕒 Park Hours: 8:00-22:00 (varies according to the season)
- ☒ Open 365 days



Shinjuku	15
Shibuya Harajuku Omotesando	17
Asakusa	21
Sumida Ryogoku	25
Ueno	27
Akihabara Ochanomizu	29
GINZA	31
Marunouchi	33
Nihonbashi	35
Roppongi Akasaka	39
Ikebukuro	41
Odalba Ariake Aomi	43
Shiodome Shiba Takeshiba	45
Shinagawa	47
Ota	49
Shibamata	51
The Northern Tama Area	53
The Southern Tama Area	55
The Western Tama Area	57
Tokyo Islands	59
Nearby Prefectures	63
Park/Garden	65
Zoo/Botanical Garden	67
Amusement park	68
Museum	69

## Museum

### Tokyo Metropolitan Art Museum

東京都美術館 ☎03-3823-6921



(MAP) P27B2

Japan's first public art museum, which opened in Ueno Park in 1926. In addition to the special exhibitions and thematic exhibitions, visitors can enjoy relaxing at the art lounge or restaurant.

☑Varies according to the exhibition

📍8-36 Ueno Park, Taito-ku 📍Ueno (JR: JJ01, JK30, JU02, JY05, Subway: G16, H18)

🕒9:30-17:30 (until 20:00 on Fridays during special exhibitions) \*Admission until 30min. before closing

☒1st and 3rd Mondays, Monday for special exhibitions and thematic exhibitions (or the following day when it falls on a national holiday), New Year holidays

\*1: Please contact in advance for details on parking for the disabled.



©Tokyo Metropolitan Art Museum

### Tokyo Metropolitan Edo-Tokyo Museum

東京都江戸東京博物館 ☎03-3626-9974



(MAP) P25C2

At the regular exhibition room, there are various models and many documents that portray the history and culture of Edo and Tokyo.

☑Adult ¥600 (¥120 discount) (regular exhibitions)

📍1-4-1 Yokoami, Sumida-ku

📍Ryogoku (JR: JB21, Subway: E12)

🕒9:30-17:30 (until 19:30 on Saturdays) \*Admission until 30 min. before closing

☒Mondays (following day when it falls on a national/substitute holiday), New Year holidays



### Edo-Tokyo Open Air Architectural Museum

江戸東京たてもの園 ☎042-388-3300



(MAP) P53B3, P55A4

An open-air architectural museum where structures such as old merchant homes and bathhouses can be viewed while enjoying nature walks.

☑Adult ¥400 (¥80 discount)

📍3-7-1 Sakura-cho, Koganei City (Inside of Koganei Park)

📍Musashi-Koganei (JR: JC15), Hana-koganei (Seibu: SS18)

🕒9:30-17:30 (16:30 Oct.-Mar.) \*Admission until 30 min. before closing

☒Mondays (or the following day when it falls on a national/substitute holiday), New Year holidays

\*1: No Wi-Fi at some locations



### Tokyo Photographic Art Museum

東京都写真美術館 ☎03-3280-0099



Works of the art photography and media art selected from around the world are exhibited here.

☑Varies according to the exhibition (For a discount, ask the staff.)

📍1-13-3 Mita, Meguro-ku (in Yebisu Garden Place)

📍Ebisu (JR: JA09, JS18, JY21, Subway: H02)

🕒10:00-18:00 (until 20:00 on Thu. and Fri.) \*Admission until 30 min. before closing

☒Mondays (or the following day when it falls on a national/substitute holiday), New Year holidays



### Museum of Contemporary Art Tokyo

東京都現代美術館 ☎03-5777-8600\*



This museum opened in 1995 to enrich the city's culture by bringing contemporary art closer to people. It draws on about 5,400 items in its collection, including paintings, sculptures, fashion, architecture, and design, to present distinctive exhibits related to contemporary art.

☑Adult ¥500 (20% discount) (MOT Collection) 📍4-1-1 Miyoshi, Koto-ku

📍Kiyosumi-shirakawa (Subway: E14, Z11) 🕒10:00-18:00 \*Admission until 17:30

☒Mondays (or the following weekday when it falls on a national/substitute holiday), exhibition renewal period, New Year holidays

\*1: Check in advance for parking for the disabled.



Photo: Kenta Hasegawa

### Tokyo Metropolitan Teien Art Museum

東京都庭園美術館 ☎03-5777-8600\*



(MAP) P47A1

The museum used to be the residence of Prince Asaka. The house preserves for the modern viewer the art-deco style, which took the European art world by storm in the 1910-30s. Surrounded by a green garden, the museum is blessed with an environment that allows one to enjoy the mixture of nature, architecture and art.

☑Varies according to the exhibition (20% discount) 📍5-21-9 Shirokanedai, Minato-ku

📍Meguro (JR: JY22, Subway: I01, N01, Tokyu: MG01), Shirokanedai (Subway: I02, N02)

🕒10:00-18:00 \*Admission until 17:30

☒2nd and 4th Wednesdays (or the following day when it falls on a national/substitute holiday), exhibition renewal period (only entering the garden is available with an entrance fee, except on closed days), New Year holidays

\*Please check beforehand as it may be closed irregularly.





## Idemitsu Museum of Arts

出光美術館 03-5777-8600\*

MAP P31A, P33D2

Five to six featured exhibitions are held every year, selected from collections of Chinese and Japanese paintings and ceramics. An exquisite view of the Imperial Palace's woodland area can be enjoyed.

Varies according to the exhibition (¥200 discount)

9F., Teigeki Bldg., 3-1-1 Marunouchi, Chiyoda-ku

Yurakucho (JR: JK25, JY30, Subway: Y18)

10:00–17:00 (until 19:00 on Fridays) \*Admission until 30 min. before closing

Mondays (Open when it falls on a national/substitute holiday), exhibition renewal period, New Year holidays

\*1: Teigeki Bldg.



## Ota Memorial Museum of Art

太田記念美術館 03-5777-8600\*

MAP P17B3

The museum specializes in ukiyo-e. It owns over 14,000 pieces of ukiyo-e including works of Katsushika Hokusai, Utagawa Hiroshige and Utagawa Kuniyoshi. The museum hold exhibitions every month featuring themes, and exhibits are changed every month.

Varies according to the exhibition (¥100 discount, two person discount per the Travel Guide)

1-10-10 Jingumae, Shibuya-ku

Harajuku (JR: JY19), Meiji-jingumae (Harajuku) (Subway: C03, F15)

10:30–17:30 \*Admission until 17:00

Mondays (or the following day when it falls on a national/substitute holiday), exhibition renewal period



## Eiseibunko Museum

永清文庫 03-3941-0850

MAP P17B3

Art craft heirlooms of the Hosokawa Family, Lord of Higo Kumamoto, including armors, swords, tea artifacts and Noh theatre costumes are exhibited according to 4 different themes set each year.

Adult ¥800, 70 years and older ¥600, college/high school students ¥400 (¥100 discount each) (Extra fee for special exhibitions)

1-1-1 Mejirodai, Bunkyo-ku

Mejiro (JR: JY14) 10:00–16:30 \*Admission until 16:00

Mondays (or the following day when it falls on a national/substitute holiday), exhibition renewal period, New Year holidays



## Taro Okamoto Memorial Museum

岡本太郎記念館 03-3406-0801

MAP P17B3

This is the studio and house where the artist Okamoto Taro worked and lived until he died in 1996. Here he worked on the ideas of all his works and created them. The studio, salon and garden are open to the public. Special exhibits are held in the exhibition room on an irregular basis.

Adult ¥650 (¥100 discount)

6-1-19 Minami-Aoyama, Minato-ku

Omote-sando (Subway: C04, G02, Z02)

10:00–18:00 \*Admission until 17:30

Tuesdays (national holidays excluded), exhibition renewal period, New Year holidays



## Toguri Museum of Art

戸栗美術館 03-3465-0070

MAP P17C1

One of the few art museums in Japan specializing in ancient ceramics. Stored here are about 7,000 pieces of Hizen porcelain such as Imariyaki and Nabeshimayaki as well as oriental porcelain items from China and the Korean Peninsula. Special exhibitions are held 4 times each year.

Adult ¥1,000 (¥200 discount) 1-11-3 Shoto, Shibuya-ku

Shibuya (JR: JA10, JS19, JY20, Subway: F16, G01, Z01, Tokyo: DT01, TY01)

10:00–17:00 (until 20:00 on Fridays) \*Admission until 30 min. before closing

Mondays (or the following weekday when it falls on a national/substitute holidays) except for the fourth Monday of the month, exhibition renewal period, New Year holidays



## The Ueno Royal Museum

上野の森美術館 03-3833-4191

MAP P27C3

The museum holds numerous prominent exhibitions, including The Vision of Contemporary Art (VOCA) in which young artists selected by the committee members are introduced, as well as museum-sponsored exhibits with works submitted by the public.

Varies according to the exhibition (¥100 discount)

1-2 Ueno Park, Taito-ku

Ueno (JR: JU01, JK30, JU02, JY05, Subway: G16, H18, Keisei: KS01)

10:00–17:00 \*Admission until 16:30 (may change according to the exhibition)

Irregular, exhibition renewal period



Shinjuku	15
Shibuya Harajuku Omotenando	17
Asakusa	21
Sumida Ryogoku	25
Ueno	27
Akihabara Ochanomizu	29
Ginza	31
Marunouchi	33
Nihonbashi	35
Roppongi Akasaka	39
Ikebukuro	41
Odalba Ariake Aomi	43
Shiodome Shiba Takeshiba	45
Shinjagawa	47
Ota	49
Shibamata	51
The Northern Tama Area	53
The Southern Tama Area	55
The Western Tama Area	57
Tokyo Islands	59
Nearby Prefectures	63
Park/Garden	65
Zoo/Botanical Garden	67
Amusement park	68
Museum	69

## Miraikan – The National Museum of Emerging Science and Innovation

日本科学未来館 ☎03-3570-9151



(MAP) P31C2

The museum offers activities and opportunities to think about science and people through interactive exhibits as well as discussions with Science Communicators. Attractions such as 3D Dome Theater film “The Man from the 9 Dimensions” are popular.

¥Adult ¥630, 18 yrs. old and under ¥210 (free admission for those 18 yrs. old and under on Saturday only) (Adult ¥130 discount, 18 yrs. old and under ¥50 discount), except for special exhibitions and the Dome Theater. 12-3-6 Aomi, Koto-ku 📠 Telecom Center (Yurikamome: U09)

🕒 10:00–17:00 \*Admission ticket sales until 16:30

🗑️ Tuesdays (open when it falls on a national holiday), New Year holidays (Dec. 28-Jan. 1)



## Mitsuo Aida Museum

相田みつを美術館 ☎03-6212-3200



(MAP) P31A2, P33C3

An art gallery where you can see the writings of Mitsuo Aida, who has left behind many inspirational pieces as a calligrapher and poet with his own words and own calligraphy. Read the words that he wrote with a sincere heart in an atmosphere that gives a zest for life. Works are exhibited with explanation in English.

¥Adult: ¥800 📠 Tokyo International Forum B1, 3-5-1, Marunouchi, Chiyoda-ku

📠 Yurakucho (JR: JK25, JY30, Subway: Y18)

🕒 10:00–17:30 \*Admission until 17:00

🗑️ Monday (Open on national holidays)

\*To be closed from July to September and re-open in October, 2020.



## Tokyo National Museum

東京国立博物館 ☎03-5777-8600\*



(MAP) P27B3

Many national works of art and archaeological findings of Japan and other areas of Asia are open to the public in six exhibition halls. There are over 110,000 items in the collection. It is the oldest national museum in Japan.

¥ Please refer to the webpage (¥100 discount, except for special exhibitions)

📠 13-9 Ueno Park, Taito-ku

📠 Ueno (JR: JJ01, JK30, JU02, JY05, Subway: G16, H18), Uguisudani (JR: JK31, JY06)

🕒 9:30–17:00 (until 21:00 on Fri., Sat. and Nov. 3–4) \*Admission until 30 min. before closing

🗑️ Mondays (or the following weekday when it falls on a national/substitute holidays), New Year holidays



## The National Museum of Western Art, Tokyo

国立西洋美術館 ☎03-5777-8600\*



(MAP) P27C3

View Western art displayed by category, including modern Rodin sculptures and Monet paintings from France, as well as works of the old masters (Permanent collection).

¥Adult ¥500 (¥100 discount, one person discount per the Travel Guide), except for special exhibitions

📠 7-7 Ueno Park, Taito-ku

📠 Ueno (JR: JJ01, JK30, JU02, JY05, Subway: G16, H18, Keisei: KS01)

🕒 9:30–17:30 (until 20:00 on Fri. and Sat.) \*Admission until 30 min. before closing

🗑️ Mondays (or the following day when it falls on a national/substitute holidays), New Year holidays (December 28–January 1)



## The National Museum of Modern Art, Tokyo

東京国立近代美術館 ☎03-5777-8600\*



(MAP) P29D1, P33A1

The museum has over 13,000 works of art such as paintings, sculptures, plastic arts and a variety of other artistic works. The collection introduces the history of modern Japanese art.

¥Adult: ¥500 (¥100 discount), except for special exhibitions

📠 3-1 Kitanomaru-koen, Chiyoda-ku

📠 Takebashi (Subway: T08)

🕒 10:00–17:00 (until 20:00 on Fri. and Sat.) \*Admission until 30 min. before closing

🗑️ Mondays (or the following weekday when it falls on a national/substitute holidays), exhibition renewal period, New Year holidays



Photo: Norihiko Ueno

## ARTIZON MUSEUM

アーティゾン美術館 ☎03-5777-8600\*



(MAP) P33C4, P35C1

The former Bridgestone Museum of Art, which was established in 1952, re-opened in January, 2020, after renovation. With about twice the previous exhibition space and the latest facilities, it offers a large variety of art from ancient to contemporary.

¥Varies according to the exhibition (reservation recommended) 📠 1-7-2 Kyobashi, Chuo-ku

📠 Tokyo (JR: JC01, JE01, JK26, JO19, JT01, JU01, JY01, Subway: M17), Kyobashi (Subway: G10), Nishinabashi (Subway: A13, G11, T10) 🕒 10:00–18:00 \*~20:00 on Fridays (excluding national holidays) \*Admission until 30 min. before closing

🗑️ Mondays (or the following weekday when it falls on a national/substitute holidays), exhibition renewal period, New Year holidays



## National Film Archive of Japan

国立映画アーカイブ ☎03-5777-8600\*

MAP P31A3, P33D4, P35D1

The only Japanese national film archive to collect and store movies and related materials. The exhibition rooms host permanent and special displays to encourage multifaceted understanding of Japanese movie history. Further, both Japanese and non-Japanese movies are screened in two halls (Nagase Memorial Theatre OZU and B1 Theatre).

¥ Adult ¥250 (¥50 discount) for exhibition. Theater admission varies depending on the program

📍 3-7-6 Kyobashi, Chuo-ku 🚶 Kyobashi (Subway: G10), Takaracho (Subway: A12)

🕒 11:00-18:30 \*Admission until 18:00 (closing time is extended on last Friday of each month)

📅 Mondays, screening preparation/exhibition renewal period, New Year holidays, maintenance activity period (scheduled from March 9 to April, 2020)



## National Museum of Nature and Science

国立科学博物館 ☎03-5777-8600\*

MAP P27C3

The Japan Gallery introduces the diverse nature of Japan and the historical background of the Japanese archipelago under the theme "The Environment on the Japanese Islands". The Global Gallery presents exhibitions on the evolution of organisms, biodiversity, and the history of science and technology under the theme "The History of Life on Earth". Information terminals are available in the exhibition rooms for detailed narrations in four languages: Japanese, English, Mandarin, and Korean. (Permanent exhibits)

¥ Adult ¥630 (¥100 discount). High school students or younger, seniors (65 yrs. and older): free, except for special exhibitions 📍 7-20 Ueno Park, Taito-ku 🚶 Ueno (JR: JJ01, JK30, JU02, JY05, Subway: G16, H18, Keisei: KS01) 🕒 9:00-17:00 (until 20:00 on Fri. and Sat.) \*Admission until 30 min. before closing 📅 Mondays (or the following day when it falls on a national/substitute holidays), New Year holidays (Dec. 28-Jan. 1), for 5 days starting Monday of the 4th week of June due to annual maintenance.)



## Hara Museum of Contemporary Art

原美術館 ☎03-3445-0651

MAP P47C3, P49A2

Contemporary art exhibitions are held 3-4 times a year at this private home converted into a museum. The café facing the garden and the museum shop are also popular.

¥ Adult ¥1,100 (¥100 discount), College/high school student ¥700, Elementary/Junior high school student ¥500 (Entrance fee may be charged for using only the shops and cafes)

📍 4-7-25 Kita-Shinagawa, Shinagawa-ku 🚶 Shinagawa (JR: JK20, JO17, JT03, JY25, Keiikyū: KK01)

🕒 11:00-17:00 \*20:00 on Wednesdays (excluding national holidays) \*Admission until 30 min. before closing

📅 Mondays (or the following weekday when it falls on a national holiday), exhibition renewal period, New Year holidays



## Mitsui Memorial Museum

三井記念美術館 ☎03-5777-8600\*

MAP P33B4, P35B2

Located inside the Mitsui Main Building, a designated Important Cultural Property, this museum features about 4,000 works of art from throughout Japan and Asia. Out of those, six items are designated national treasures, 75 are important cultural properties and four are important art objects. There is also an extensive stamp collection of about 130,000 pieces that have been gathered by the notable Mitsui Family since the Edo period. (No regular exhibits)

¥ Adult: ¥1,000, Students: ¥500 (¥100 discount each), Special exhibition: Adult: ¥1,300, Student: ¥800 (¥100 discount each) 📍 7F., Mitsui Main Bldg., 2-1-1 Muromachi, Nihonbashi, Chuo-ku 🚶 Mitsukoshimae (Subway: G12, Z09), Shin-Nihombashi (JR: JO20), Nihombashi (Subway: A13, G11, T10) 🕒 10:00-17:00

\*Admission until 16:30 📅 Mondays (or the following weekday when it falls on a national/substitute holidays), exhibition renewal period, New Year holidays, temporary closures



## Nezu Museum

根津美術館 ☎03-3400-2536

MAP P39C1

A wide collection of antique Japanese and East Asian artworks such as paintings, calligraphy, ceramics, lacquerware, and textiles is on display. These works of art include seven National Treasures and 87 Important Cultural Properties. The museum is filled with attractions such as a strolling garden where visitors can feel the natural charms of the four distinct seasons, as well as a café and museum shop.

¥ Special Exhibition / Adult: ¥1,300, Students: ¥1,000, Junior high school students or younger: free, Museum Collection Exhibition / Adult: ¥1,100, Students: ¥800, Junior high school students or younger: free 📍 6-5-1 Minami-Aoyama, Minato-ku 🚶 Omote-sando (Subway: C04, G02, Z02)

🕒 10:00-17:00 \*Admission until 16:30 📅 Mondays, (or the following day when it falls on a national holiday), exhibition renewal period, New Year holidays



## THE SUMIDA HOKUSAI MUSEUM

すみだ北斎美術館 ☎03-6658-8936

MAP P25C2

This state-of-the-art museum is dedicated to Katsushika Hokusai, one of the most renowned ukiyo-e artists in history. Learn more about the man behind the art through high-tech, in-depth exhibitions.


¥ Adult: ¥400 (regular exhibitions)

📍 2-7-2 Kamezawa, Sumida-ku

🚶 Ryogoku (JR: JB21, Subway: E12)

🕒 9:30-17:30 \*Admission until 17:00

📅 Mondays (or the following weekday when it falls on a national/substitute holidays), New Year holidays



Shinjuku

15

Shibuya  
Harajuku  
Omotesando

17

Asakusa

21

Sumida  
Ryogoku

25

Ueno

27

Akihabara  
Ochanomizu

29

Ginza

31

Marunouchi

33

Nihonbashi

35

Roppongi  
Akasaka

39

Ikebukuro

41

Odaiba  
Ariake  
Aomi

43

Shiodome  
Shiba  
Takeshiba

45

Shinagawa

47

Ota

49

Shibamata

51

The Northern  
Tama Area

53

The Southern  
Tama Area

55

The Western  
Tama Area

57

Tokyo Islands

59

Nearby  
Prefectures

63

Park/Garden

65

Zoo/Botanical  
Garden

67

Amusement  
park

68

Museum

69



## Art Triangle Roppongi

The National Art Center, Tokyo, SUNTORY MUSEUM of ART, and Mori Art Museum form a triangle when seen on a map. These three art museums together have used their foundations of art to form a new cooperative center of art. The National Art Center, Tokyo holds various exhibitions in one of the largest exhibition spaces in Japan. SUNTORY MUSEUM of ART is an art museum in TOKYO MIDTOWN with "Art in Life" as its basic principle. The Mori Art Museum holds various exhibitions centering on contemporary art and is open until 22:00 during these events (except on Tuesdays). The ATRo discount, which lets visitors of one of the museums enter the two others at a discounted fee with their ticket stubs, is also available.

MAP P39B2,C2



©The National Art Center, Tokyo

### The National Art Center, Tokyo

国立新美術館 ☎03-5777-8600\*

- 📌 According to each exhibition
- 📍 7-22-2, Roppongi, Minato-ku
- 🚇 Nogizaka (Subway: C05)
- 🕒 10:00–18:00 (until 20:00 on Fridays and Saturdays) (until 21:00 on Fridays and Saturdays from July to September)
- \*May vary according to the exhibition
- \*Admission until 30 min. before closing
- ✖ Tuesdays (or the following weekday when it falls on a national/substitute holidays)

### SUNTORY MUSEUM of ART

サントリー美術館 ☎03-3479-8600

- 📌 According to the exhibition, Junior high school student and under: free (¥100 discount)
- 📍 Tokyo Midtown Galleria 3F, 9-7-4, Akasaka, Minato-ku
- 🚇 Roppongi (Subway: E23, H04)
- 🕒 10:00–18:00 (until 20:00 on Fri. and Sat.)
- \*Admission until 30 min. before closing
- ✖ Tuesdays, exhibition renewal period, New Year holidays
- \*With audio guidance in English
- \*Closed due to renovation and scheduled to open in May 13, 2020.



©Keizo Kioku

### Mori Art Museum

森美術館 ☎03-5777-8600\*

- 📌 Varies according to the exhibition (¥200 discount, discounts may not be applied to some exhibitions)
- 📍 Roppongi Hills Mori Tower 53F, 6-10-1, Roppongi, Minato-ku
- 🚇 Roppongi (Subway: E23, H04)
- 🕒 10:00–22:00 (until 17:00 on Tuesdays)
- \*Admission until 30 min. before closing
- ✖ When no exhibitions being held

\*Please check beforehand as it may be closed irregularly.

## Tokyo Museum Grutto Pass 2020

Tokyo Museum Grutto Pass 2020 is a convenient ticket booklet that provides admission tickets as well as discount coupons for 99 museums and other facilities.



For more information:

WEB [www.rekibun.or.jp/en/grutto/](http://www.rekibun.or.jp/en/grutto/)

Sales period: until January 31, 2021



# For individual tourists from abroad

## TOUR GUIDE SERVICES

*In Tokyo, there are many attractive spots where you can have a great time in half a day. Guide services conducted by Tokyo Tourism Volunteers are provided in seven languages for foreign tourists, introducing a variety of routes with an additional route planned to be added.*

- Languages: English, Korean, Chinese, German, French, Italian and Spanish
- Dates and departure times: Tours depart daily at 1:00p.m. except on the year-end and New Year holidays. \*Course 12 departs at 10:00a.m.
- \*Courses 2, 8, and 9 leave at 10:00a.m. and 1:00p.m. \*Please come to the Meeting point 15 minutes prior to the departure time.
- Reservations: Required at least **three days in advance.**
- Meeting point: Tokyo Tourist Information Center at Busta Shinjuku (Shinjuku Expressway Bus Terminal, 3F)
- \*Tours are for up to five people. \*Participants are required to pay the costs for accompanying tour guides.
- \*This guide service is provided by volunteers, and transportation is mainly by public transport or walking.
- \*Departure times and costs are subject to change.

### ROUTE 1 Strolling in Gardens and Experiencing a Tea Ceremony

● about 3 hours



### ROUTE 8 Exploring Streets and a Shrine of Harajuku

● about 3 hours



### ROUTE 2 Shinjuku, the center of Tokyo! Learn about Japan's trends in department store basements and while shopping

● about 2.5 hours

### ROUTE 9 Streets in Japan and an Oasis in Central Tokyo

● about 2.5 hours



### ROUTE 3 The Asakusa Route

● about 3.5 hours

©Sensoji Temple



### ROUTE 10 Modern Japanese Architecture and tour of the National Diet Building

● about 3 hours



### ROUTE 4 A town of Sumo with the Atmosphere of Edo

● about 3 hours



### ROUTE 11 Introduction to Japanese gardens, tea, food, craftsmanship, and Japanese culture

● about 4 hours

### ROUTE 5 The East Gardens of the Imperial Palace and the Outer Garden

● about 3 hours



### ROUTE 12 Experience rich nature, the mountain, and the Japanese spirit at Mt. Takao

● about 6.5 hours

### ROUTE 6 30 minutes from Shinjuku; Journey to Enjoy History and Nature

● about 3 hours



### ROUTE 13 Visit places of spiritual calm of temples, nature, sophisticated streets, and the Japanese spirit

● about 3.5 hours

### ROUTE 7 View the Tokyo metropolis from new angles: the sky and the sea

● about 4 hours

For more information, booking and other tours, check the GOTOKYO website.



# Free Wi-Fi Services

Tokyo has a rapidly growing number of areas that provide Internet access services with public wireless LAN. You can enjoy high-speed wireless Internet connections at a wide variety of locations in the city, including cafes, stations, and airports.

## TOKYO FREE Wi-Fi

**Where:** Around Tokyo

**How:** Select SSID "FREE\_Wi-Fi\_and\_TOKYO", launch your web browser and tap "Access the Internet here". Then, there are two ways. 1) Register your email address. After provisional registration, receive an email with URL and tap the URL to complete your registration. Or, 2) Select the SNS, and log in via the SNS you selected.



**Languages:** EN 簡 繁 韓

## Metro Free Wi-Fi + Toei Subway Free Wi-Fi

**Where:** 210 subway stations in Tokyo

**How:** Select the "Metro\_Free\_Wi-Fi" or "Toei\_Subway\_Free\_Wi-Fi" SSID, launch your web browser, and follow the instructions on the screen (you will be required to register your e-mail address), and you will be connected to the internet.



**Languages:** EN 簡 繁 韓

## NTT East FREE Wi-Fi Japan

**Where:** A wide range of areas inside and outside Tokyo

**How:** Present your passport at an available location, and receive a card with an ID and password required for Wi-Fi Internet access.



**Languages:** EN 簡 繁 韓 日

## HANEDA FREE WIFI

**Where:** Domestic and international terminals at Haneda Airport

**How:** Select SSID "HANEDA-FREE-WIFI", launch your web browser and tap "Connect to Internet".



**Languages:** EN 簡 韓

## JR-EAST FREE Wi-Fi

**Where:** - Several JR East Japan and Tokyo Monorail stations - JR EAST Travel Service Center - On board the Narita Express

**How:** - Activate your browser and follow the instructions on the screen to connect to the Internet. For the first time only, you are required to register your e-mail address.



**Languages:** EN 簡 繁 韓

## Japan Connected-free Wi-Fi

**Where:** Over 190,000 locations (as of Oct. 2019) throughout Japan

**How:** Install the app and register with the app.

**Languages:** EN 簡 繁 韓 日

Other languages: Malay, Indonesian, French, Spanish, German, Italian, and Russian



## FREE Wi-Fi Passport

**Where:** About 400,000 spots in Japan

**How:** Select "SoftBank" as your roaming provider in advance. Call the dedicated number\* and get the password from the audio guidance. Select ".FREE\_Wi-Fi\_PASSPORT" and enter your ID (phone number) and password at the login screen. \*The dedicated number is different depending on the language. Please see the website.



**Languages:** EN 簡 繁 韓

## FREESPOT

**Where:** About 14,000 spots in Japan

**How:** Select SSID "freespot"=Security-Password(AES) and enter the password "freespot". After you successfully connected to FREESPOT, register your device by following the instructions on the screen of the web browser. (SSID may vary from place to place.)



**Languages:** EN 簡 繁 韓



For more information: [WEB www.gotokyo.org/en/](http://www.gotokyo.org/en/)

EN English 簡 Chinese(Simplified) 繁 Chinese(Traditional) 韓 Korean 日 Thai



# General Information for Tourists



## Climate

There are four distinct seasons. Spring –March to May– and autumn –September to November– are comfortable. However, there are many rainy days (rainy season) from mid-June to July. In summer, it is hot during the day and humid at night. In winter, there are many clear days but it is often cold and dry.



## Currency exchange, changing money

As of November 6, 2019, US\$1=¥109.08  
Money can be exchanged at currency exchange counters located mainly at banks, post offices, hotels and airports.



## Postal services

Mail can be sent from Japan to abroad at the post office. Postcards and letters can be left at the front desk of your hotel or dropped in a post box on the street or at a tourist site. All postcards cost ¥70. Letters vary from ¥90 to ¥230, depending on the destination.



## Smoking

Although smoking is prohibited in most public facilities as a general rule, there are some facilities with smoking areas. Smoking is prohibited when specified in the streets of downtown areas, shops, restaurants, etc.



## Consumption tax

Consumption tax at shops, restaurants, etc. is 10%. Please note whether the tax is included in the indicated price depends on the shop and product. Foods and beverages are subject to the reduced tax rate of 8% in some cases. Visit the following website for more information.  
[tax-freeshop.jnto.go.jp/eng/consumption\\_tax.php](http://tax-freeshop.jnto.go.jp/eng/consumption_tax.php)

## Tax-free system

The requirement for tax exemption is the purchase of general items (electric appliances, clothing, accessories, etc.) worth over 5,000 yen at the same shop on the same day by the same person. For consumable items (food, drinks, medicine, cosmetics, etc.), tax exemption applies for purchases above 5,000 yen but below 500,000 yen at the same shop on the same day by the same person. For combination of general items and consumable items, tax-exemption applies under the same conditions as consumable items. Please see the Japan Tourism Agency website for details.

**Japan. Tax-free Shopping Guide**  
[tax-freeshop.jnto.go.jp/](http://tax-freeshop.jnto.go.jp/)



**Japan. Tax-free Shop**

## An accommodation tax is levied when staying at hotels in Tokyo.

Room charge (one night per person)	Less than ¥10,000	¥10,000 to less than ¥15,000	¥15,000 or more
Amount of tax	Tax-free	¥100	¥200

The accommodation tax will not be levied for three months from July 1 through September 30, 2020 because of the hosting of the Tokyo 2020 Olympic and Paralympic Games.  
\*The tax is used for the promotion of tourism in Tokyo, such as the issuing of this publication and the enhancement of the quality of tourist information services.



## Business Hours

**Banks** 9:00–15:00 ☒ Sat., Sun. and national holidays **Post Offices** 9:00–17:00 ☒ Sat., Sun. and national holidays  
**Department Stores** 10:00–20:00 ☒ Varies depending on the store  
**Government Organizations** 9:00–17:00 ☒ Sat., Sun. and national holidays



## Currency

The yen (¥) is the currency of Japan. Bills come in denominations of ¥10,000, ¥5,000, ¥2,000, and ¥1,000. (Nowadays ¥2,000 bills are rare.)  
Coins come in denominations of ¥500, ¥100, ¥50, ¥10, ¥5 and ¥1.



## ATMs that accept overseas credit cards

Credit cards such as VISA, MasterCard, Diners Club, and American Express, as well as cash cards with logos issued by major banks of the world such as PLUS and Cirrus can be used with Japan Post, SEVEN BANK ATMs and AEON BANK located in Japan.

\*Please visit the websites of the card companies for information on other ATMs.

## Yücho ATMs in Japan

[www.jp-bank.japanpost.jp/en/ias/en\\_ias\\_index.html](http://www.jp-bank.japanpost.jp/en/ias/en_ias_index.html)

## SEVEN BANK Seven Bank ATMs

[www.sevenbank.co.jp/intlcard/index2.html](http://www.sevenbank.co.jp/intlcard/index2.html)

## AEON Bank AEON BANK

[www.aeonbank.co.jp/atm/en/](http://www.aeonbank.co.jp/atm/en/)



## Voltage, power

The voltage in Japan is 100V. The frequency is 50/60Hz. A voltage transformer should be used with electronic items brought over from overseas. The double socket outlet is standard.



## Tap water

Since Tokyo has the excellent water supply system, it is safe to drink straight tap water.



# When in trouble during your stay



## If you have been involved in a traffic accident:

First, calm down and dial 110. Tell them precisely when and where the accident happened along with your name, phone number, and car license plate number.



Make an emergency call to **110**



## If you have been robbed, involved in an incident, etc:

First, calm down and dial 110. Tell them precisely when and where the incident happened along with the situation of the damage, your name, phone number, etc.



Make an emergency call to **110**



## If you have become sick, injured, etc:

If you have suddenly become sick or injured and require immediate assistance, call 119 right away.

Healthcare Information **P78**



Make an emergency call to **119**



## If there is a fire:

If you are in a shop, evacuate the premises in accordance with the instructions from the employees. If you are in a hotel, make an emergency call to 119 and evacuate through the emergency exit.



Make an emergency call to **119**



## If there is an earthquake:

Hide under a table to protect yourself from falling objects until the shaking stops instead of rushing outside the building. Turn on the TV or radio and find out what the situation is.



Gather information from TV or radio



## If you have become lost or have lost something:

The "KOBAN" sign indicates a police box. Police boxes are located in crowded places such as train stations and downtown areas. Police officers are ready 24 hours a day to provide assistance.

Lost and Found inquiry offices **P78**



Go to a police box



## How to make an emergency call to 110

1

### Dial 110 on your phone

-When calling from a public phone; pick up the receiver, press the red emergency button, and dial 110.

-When calling from a mobile phone, stay where you are and leave the power on.

2

Describe what happened and have them call an ambulance if someone has been injured.

3

Calmly describe when and where the accident has occurred.



## How to make an emergency call to 119

1

### Dial 119 on your phone

-When calling from a public phone; pick up the receiver, press the red emergency button, and dial 119.

-When calling from a mobile phone, let them know that you are using a mobile phone.

2

Clearly state whether it is a fire or another emergency.

3

Give them information such as the address or names of nearby buildings, and describe the conditions of any injured or ill persons.

# Useful Numbers



## Tokyo Tourist Information Centers

Tokyo Metropolitan Government ..... ☎ **03-5321-3077**  
 Haneda Airport ..... ☎ **03-6428-0653**  
 Keisei Ueno ..... ☎ **03-3836-3471**

Busta Shinjuku (Shinjuku Expressway  
 Bus Terminal, 3F) ..... ☎ **03-6274-8192**  
 Tama (ecute Tachikawa, 3F) ..... ☎ **042-527-8611**

Tokyo Tourist Information Desks: [www.tokyotouristinfo.com/en/](http://www.tokyotouristinfo.com/en/)

## Japan National Tourism Organization (JNTO)

1st Floor Shin Tokyo Building (Tourist Information Center (TIC)) ..... ☎ **03-3201-3331**  
 3-3-1 Marunouchi, Chiyoda-ku, Tokyo 9:00–17:00 Closed on January 1 **MAP P31 A2, P33 C2**  
**www.japan.travel/en/plan/tic/**



## Transportation

### Flight Information

Haneda Airport ..... ☎ **03-5757-8111**  
 Narita Airport ..... ☎ **0476-34-8000**  
 Kansai Airport ..... ☎ **072-455-2500**

### Train Information

JR-EAST ..... [www.jreast.co.jp/e/](http://www.jreast.co.jp/e/)  
 Tokyo Metro Information ..... ☎ **0120-104-767**  
 \* ☎ **0120(NTT)** ..... Free dial calls



## Lost and Found inquiry offices

Tokyo Metro ..... ☎ **0120-104-767**  
 Toei Transportation (bus and subway) ..... ☎ **03-3816-5711**  
 Tokyo Metropolitan Police Department ..... ☎ **0570-550-142**

Haneda Airport ..... ☎ **03-5757-8111**  
 Narita Airport Terminal 1 ..... ☎ **0476-32-2105**  
 Terminal 2 ..... ☎ **0476-34-5220**  
 Terminal 3 ..... ☎ **0476-34-4195**



## Youth Hostels

Japan Youth Hostels, Inc ..... ☎ **03-5738-0546**  
 Tokyo Youth Hostel Association ..... ☎ **03-3851-1121**

Tokyo Central Youth Hostel ..... ☎ **03-3235-1107**



## Healthcare Information

Tokyo Metropolitan Health and Medical Information Center (Himawari) ..... ☎ **03-5285-8181**  
 AMDA International Medical Information Center, Tokyo ..... ☎ **03-6233-9266**  
 Fire Station Telephone Service (Guidance for medical institutions) ..... ☎ **03-3212-2323**



## International Telephone

### How to make international phone calls.

Dial the access number, 010, area code, and phone number (numbers that start with "0" are generally dialed with the "0" excluded).

### Access Numbers

NTT Communications ..... ☎ **0033**  
 KDDI ..... ☎ **001**  
 SoftBank Telecom ..... ☎ **0061**



## Disaster Prevention Information

**Tokyo Metropolitan Government**  
[www.bousai.metro.tokyo.lg.jp/](http://www.bousai.metro.tokyo.lg.jp/)

**Safety tips for travelers**  
[www.jnto.go.jp/safety-tips/eng/](http://www.jnto.go.jp/safety-tips/eng/)



## Embassy

For embassy information: [www.mofa.go.jp/about/emb\\_cons/protocol/](http://www.mofa.go.jp/about/emb_cons/protocol/)





# TOKYO TOWER TOP DECK TOUR



TOKYO TOWER Observation Decks (Open year-round)  
 Main Deck (150m) 9:00-23:00 (Last admission 22:30)  
 Top Deck Tour (150m&250m) 9:00-22:45 (Last Tour 22:00-22:15)  
[www.tokyotower.co.jp/en.html](http://www.tokyotower.co.jp/en.html)

TOP DECK TOUR  
WEB SITE



## Enjoy western Tokyo through this special ticket on the Keio Line!

 **1,690 yen** (ages 12 and above)  
Mt. Takao + Keio 1-day Ticket

 **7,380 yen** (ages 12 and above)  
Mt. Takao + Keio 1-day Ticket  
-Ukai Toriyama-

 **2,520 yen** (ages 18 and above)  
Keio Amusement Ticket  
-Yomiuri Land-

\*Tickets also available for children

Read the QR code for details!



Takaosanguchi approx.  
**50 min** from Shinjuku

 Narita International Airport



Keio-yomiuri-land approx.  
**20 min** from Shinjuku



### Artisan' street 2k540 AKI-OKA ARTISAN



Business hours: 11:00-19:00  
 \* Differs depending on the store  
 Closed on Wednesday  
 \* Differs depending on the store  
 Address: 5-9 Ueno, Taito-ku, Tokyo



HOME PAGE

### Enjoying the 'Iki' Food Culture of Edo -Ryogoku- EDO NOREN



Business hours: 10:00-23:30  
 \* Differs depending on the store  
 Closed: January 1st, 2nd, maintenance (irregular)  
 Address: 1-3-20, Yokoami, Sumida-ku, Tokyo



HOME PAGE

Easy access from Haneda Airport  
– Connected directly to Hamamatsucho Station



## World Trade Center Building Observatory

An amazing panoramic view of Tokyo from **152** meters high.

Enjoy both the cityscape of Tokyo and the Tokyo Bay waterfront. The illuminations at night are romantic and are one of the Top 100 Night Views in Japan. See sights such as the Tokyo Tower, the TOKYO SKYTREE™, Odaiba, and the buildings below that glitter like stars in the sky.

### World Trade Center Building The 40th floor Observatory

Hours : 10:00-20:30  
(Admission until 20:00)  
(Until 21:30 in summer season and the Christmas season)  
Admission Fee :  
Adults 620 yen  
Tel: 03-3435-6026



## Tokyo City

TOURIST & BUSINESS INFORMATION



## Tokyo City i Tourist Information Center

Just 1 min. Walk from Marunouchi South Exit of Tokyo Station



Tourist Information



Cafe

Multi-language

EN

中

한



Tourist Information



Arrangement for accommodation and transportation



Day-trip Tours



Free Wi-Fi



Postal Service



Cafe

tkts

Entertainment and exhibition tickets are available.



Tokyo Subway Ticket sales here



Website URL : <https://en.tokyo-city-i.jp/>

Open Daily 8:00am-8:00pm/CAFE 7:00am-11:00pm  
(Except Jan. 1st and the last Sunday of June)



Tokyo Chuo City's official website : <https://centraltokyo-tourism.com/en>

Open Daily 9:00am-9:00pm  
(Except for closure of KYOBASHI EDOGRAND B1)



Exterior appearance



Interior appearance

Multi-language

EN

中



Tourist Information



Borrow a WiFi router



Free Wi-Fi



Drop your luggage and send it to your next destination

Kimono and yukata

Free trial of wearing kimono in the center!



Tokyo Subway Ticket sales here



## Tokyo Chuo City Tourist Information Center

## Tokyo Chuo City Tourist Information Center

Direct connection to the exit No.8, Kyobashi Station on the Tokyo Metro Ginza Line KYOBASHI EDOGRAND B1. Five-min. walk from Yaesu South exit of Tokyo Station.

Japanese Electrical Appliance & Drug Store

# BicCamera

Reserve on line, pay and pick up at stores

POINT!



Search!



Reserve!



## TAX FREE

# 10

### % OFF

※Tax for some items is 8%.

※This card is not a coupon, please scan the QR code to get coupon.

Scan the QR code to get coupon.



BicCamera GROUP

Shop Information



Tax for some items is 8%. Valid only for tax-free check-out. This coupon cannot apply to Apple products, Rolex, SIXPAD products, Nintendo Switch, as well as its software and official accessories, some liquors, outlet items, secondhand goods, etc. Other gaming devices, snacks will be tax-free+5% OFF. Japanese Sake (excluding Dassai and Hakkaisan) will be tax-free+3%OFF. The tax for some items including snacks is 8%. The liquor must be paid at the dedicated liquor cashier. Cannot be used with other campaigns or coupons at the same time. The conditions of services may be changed by BicCamera. BicCamera reserves the right to explain the terms of the event. Please ask BicCamera staff members for more details.

一部商品の消費税は8%です。このクーポンは免税会計時のみ利用可能。アップル純正品、ロレックス、SIXPAD 製品、Nintendo switch の本体、ソフト・純正アクセサリ、一部お酒、アウトレット品、中古品など割引対象外商品があります。その他ゲーム機本体、お菓子は免税+5% OFFです。日本酒(彌祭・八海山除く)は免税 + 3% 引です。お菓子などの消費税は 8%です。お酒は酒販レジのみお会計可能です。他のキャンペーン、値引き、クーポンとの併用はできません。キャンペーンは予告なく変更となる場合があります。詳しくは販売員までお尋ねください。



# 7% OFF

Cameras, Watches, Home appliances, Toys, Contact lens etc.

\*Not available for some products such as Apple products.

Drugs / Cosmetics



# 5% OFF

Drugs, Cosmetics, Daily Necessities, Groceries etc.



# 3% OFF

Japanese Sake (excluding Dassai and Hakkaisan).

Rich and varied varieties of goods.



Open-top double-decker bus



# 'O Sola mio

オーソラ・ミオ




## City Sightseeing TOKYO

Up to 16 services daily!!  
No reservation required!!

Take the best Tokyo bus tour in town...

# HATO BUS



Tokyo Tower



National Diet Building



Tokyo Station



Welcome to Japan!! GPS Automated Guidance System in 8 Languages **"TOMODACHI"**  
English / Chinese / Korean / Spanish / French / Thai / Indonesian / Vietnamese



Follow us!  
Hato Bus  
on SNS

Panoramic Tokyo Drive

HATO BUS  
FREE WiFi

SSID: HATOBUS\_Wi-Fi

For Reservations & Information

- 03-3761-1100** (日本語 Japanese) 8:00 a.m.-8:00 p.m.
- 03-3435-6081** (English) 9:00 a.m.-6:30 p.m.
- 03-3435-1200** (中文) 9:00 a.m.-6:30 p.m.

Take a tour around  
the base of Mt. Fuji  
on the Hato Bus!!



Visit our website for more information

# HATO BUS



# NARITA AIRPORT ⇄ CENTRAL TOKYO

# Take Skyliner!

# Fast and Easy access



※As of November 2019  
Please check the latest information on our website  
(<http://www.keisei.co.jp/keisei/tetudou/skyliner/us/index.php>)



**Special Price 1**

**Keisei Skyliner & Tokyo Subway Ticket**

*Your ticket to sightseeing in Tokyo!*

**Freely ride all**  
Tokyo Metro / Toei Subway Lines

**UENO**

ROPPONGI	ASAKUSA
SHINJUKU	AKIHABARA
SHIBUYA	TOKYO
IKEBUKURO	GINZA



**Skyliner**

**NARITA AIRPORT**

**Skyliner Round-Trip ticket**

**Tokyo Subway 72-hour Ticket**

**Special Price 2**

**WEB Only**

**Skyliner e ticket**

Fastest Access from Narita to Downtown Tokyo

SKYLINER

Search

Official Site



Facebook



**KEISEI**  
ELECTRIC RAILWAY

# Tokyo Volunteer Guides

This is what we do!

## Tour Guide Services



Tours of the metropolis' main attractions  
(For more details,  
please check p.74)



## In the Tokyo Metropolitan Government Building



We offer tours of the building  
and its observation rooms.



## In the City



We answer questions about  
Tokyo's best spots, transpor-  
tation, access, etc.



For more details, check our website!

GO TOKYO Volunteer Guides

Search

# Digital Signage

Touch the display to search  
for useful travel information.

This is also a free Wi-Fi hotspot!

## Information Provided

Here you can find information on sightseeing spots, events, places to stay, restaurants with multilingual menus, ATMs that accept international cards, coin lockers, etc.

## Available Languages

Japanese, English, Chinese (traditional and simplified), Korean

Please see the **i** mark on the map of each area for digital signage locations.



## **i** Japanese Prefectural Tourism Promotion Corner

The corner offers tourist information about attractions in various locations of Japan. Both information and materials on sightseeing spots throughout Japan are always available to make your trip enjoyable!

## Tokyo Metropolitan Government Main Building No.1, 1F

2-8-1 Nishi-shinjuku, Shinjuku-ku ☎03-5321-0566 🕒9:30-18:30

📌Year-end & New year season and inspection days of the T.M.G. Building.

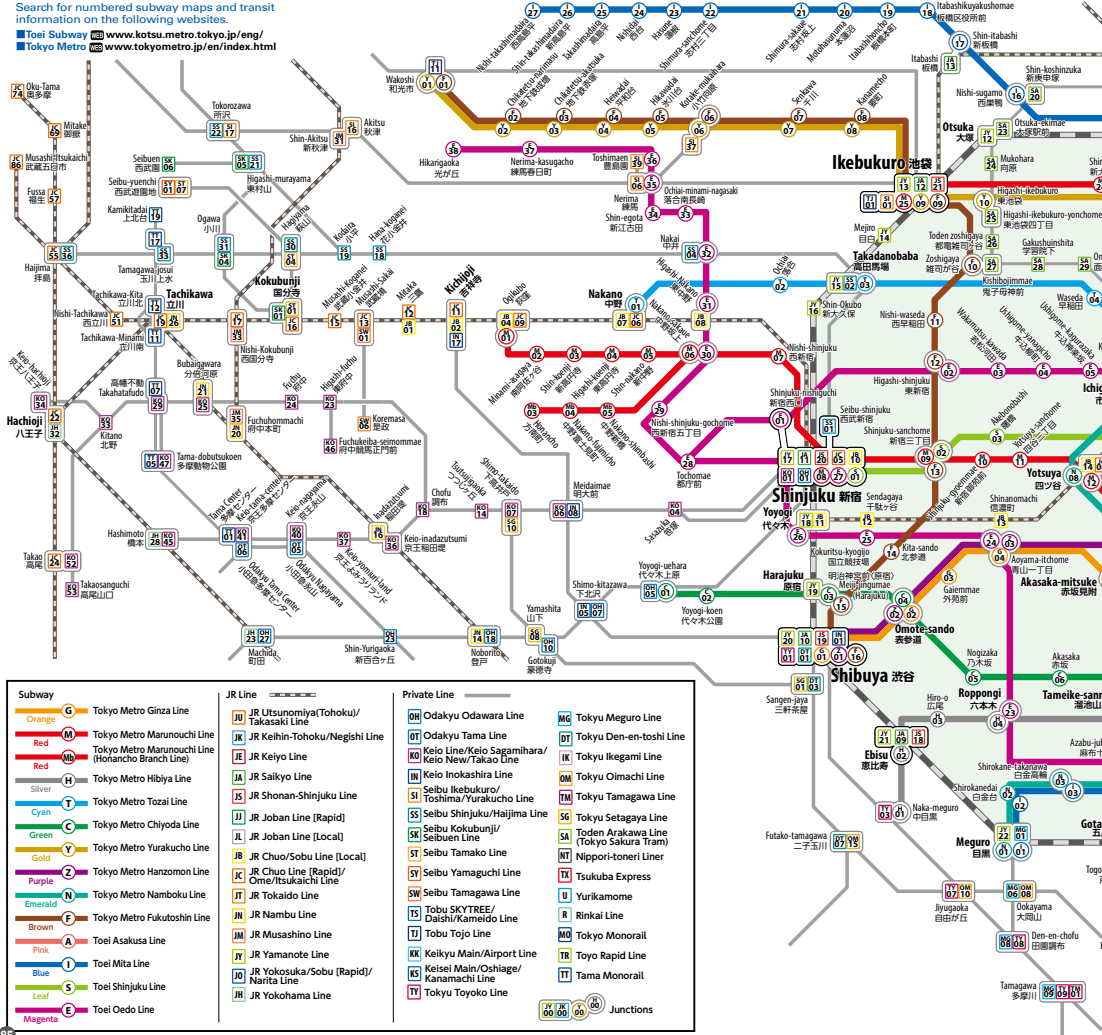




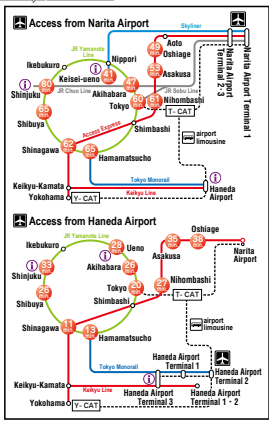
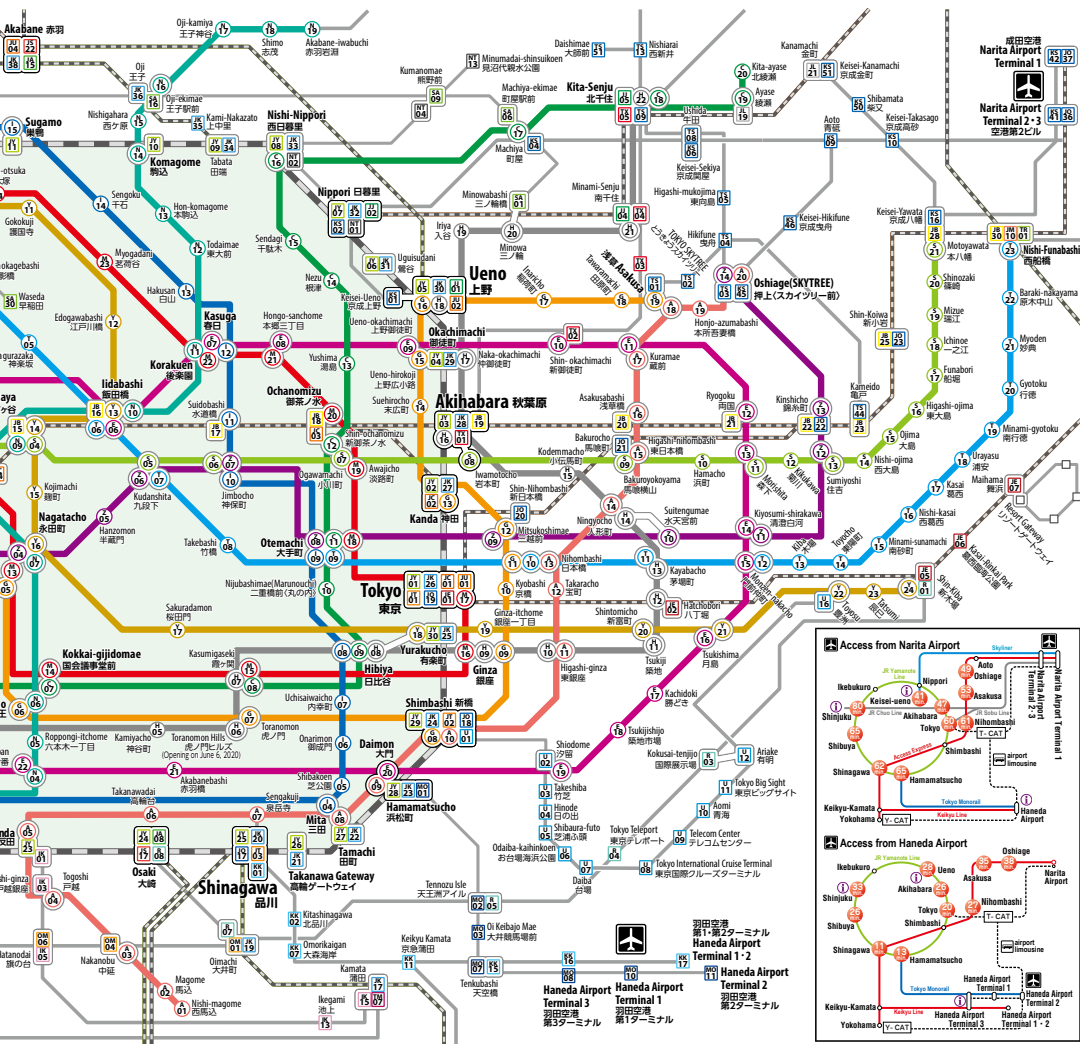
Search for numbered subway maps and transit information on the following websites.

■ Toei Subway [www.kotsu.metro.tokyo.jp/eng/](http://www.kotsu.metro.tokyo.jp/eng/)

■ Tokyo Metro [www.tokyo-metro.jp/en/index.html](http://www.tokyo-metro.jp/en/index.html)



Subway	JR Line	Private Line
Orange G Tokyo Metro Ginza Line	JU JR Utsunomiya (Tohoku)/Takasaki Line	01 Odakyu Odawara Line
Red M Tokyo Metro Marunouchi Line (Honancho Branch Line)	JY JR Keihin-Tohoku/Negishi Line	07 Odakyu Tama Line
Red MB Tokyo Metro Marunouchi Line (Honancho Branch Line)	JR JR Keiyo Line	K0 Keio Line/Keio Sagamihara/Keio New/Takao Line
Silver H Tokyo Metro Hibiya Line	JM JR Saikyo Line	K1 Keio Inokashira Line
Cyan T Tokyo Metro Tozai Line	JS JR Shonan-Shinjuku Line	S1 Seibu Ikebukuro/Toshima/Yurakucho Line
Green C Tokyo Metro Chiyoda Line	JJ JR Joban Line (Rapid)	S5 Seibu Shinjuku/Hajime Line
Green Y Tokyo Metro Yurakucho Line	JL JR Joban Line (Local)	S8 Seibu Kokubunji/Seibuen Line
Gold Z Tokyo Metro Hanzomon Line	JB JR Chuo/Sobu Line (Local)	S1 Seibu Tamako Line
Purple N Tokyo Metro Namboku Line	KC JR Chuo Line (Rapid)/Omae/Itasakachi Line	S5 Seibu Yamaguchi Line
Emerald F Tokyo Metro Fukutoshin Line	JT JR Tokaido Line	SW Seibu Tamagawa Line
Brown A Toei Asakusa Line	JN JR Nambu Line	TS Tobu SKY TREE/Daishi/Kameido Line
Pink I Toei Asakusa Line	JM JR Musashino Line	TI Toei Tojo Line
Blue L Toei Mita Line	JY JR Yamanote Line	KK Keikyuu Main/Airport Line
Light Blue S Toei Shinjuku Line	JQ JR Yokosuka/Sobu (Rapid)/Narita Line	KS Keisei Main/Oshiage/Kanamachi Line
Light Green Leaf Toei Shinjuku Line	JR JR Yokohama Line	TI Toei Tojo Line
Magenta E Toei Oedo Line		
		06, 06, 06, 06 Junctions



**Haneda Airport Terminal 3** 羽田空港第3ターミナル  
**Haneda Airport Terminal 1** 羽田空港第1ターミナル  
**Haneda Airport Terminal 2** 羽田空港第2ターミナル

**Narita Airport Terminal 1** 成田空港第1ターミナル  
**Narita Airport Terminal 2-3** 成田空港第2・3ターミナル





All Questions to  
**GO TOKYO**  
The Official Tokyo Travel Guide



<https://www.gotokyo.org/en/>



**Enjoy Tokyo Travel Brochures  
anytime and anywhere!**

Available on your smartphone!



<https://www.gotokyo.org/book/en/>



**TOKYO  
Brochures**

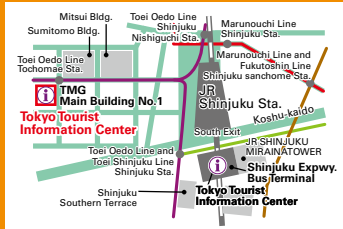
## Tokyo Metropolitan Government Main Building No.1, 1F

2-8-1 Nishi-shinjuku, Shinjuku-ku

☎03-5321-3077

🕒9:30–18:30

📧Year-end & New year season  
and inspection days  
of the T.M.G. Building.  
Internet Service available  
Free Wi-Fi available



# Tokyo Tourist Information Centers



We provide sightseeing  
information, transportation tips,  
and can offer accommodation  
recommendations.

Need a map?  
Feel free to drop by!

## Busta Shinjuku Shinjuku Expressway Bus Terminal, 3F

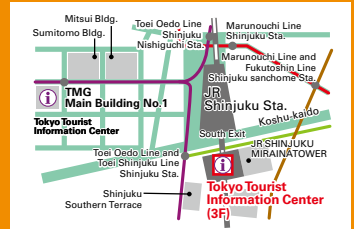
5-24-55 Sendagaya, Shibuya-ku

☎03-6274-8192

🕒6:30–23:00

📧Open 365 days

Internet Service available  
Free Wi-Fi available



## Haneda Airport

Terminal 3, 2F

2-6-5 Hanedakuko, Ota-ku

☎03-6428-0653

🕒Open 24 hours

📧Open 365 days

Internet Service available  
Free Airport Wi-Fi available

## Keisei Ueno

In front of the ticket gate

1-60 Uenokoen, Taito-ku

☎03-3836-3471

🕒8:00–18:30

📧Open 365 days

Internet Service available  
Free Wi-Fi available

## Tama

ecute Tachikawa, 3F

3-1-1 Shibasaki-cho, Tachikawa City

☎042-527-8611

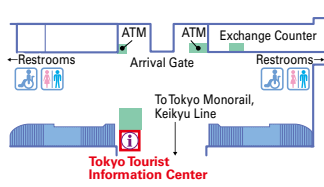
🕒Monday–Saturday 10:00–21:30

Sundays and holidays 10:00–21:00

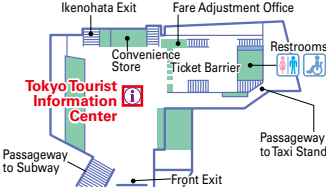
📧Open 365 days

Internet Service available  
Free Wi-Fi available

### Arrival Lobby, 2F



### Keisei Ueno Station 1F



## WEB “GO TOKYO” - The Official Tokyo Travel Guide

Filled with the latest information on sightseeing in Tokyo.  
Please be sure to visit our website.

[www.gotokyo.org/en/](http://www.gotokyo.org/en/)



Tokyo Convention & Visitors Bureau

6th Floor Nisshin Building, 346-6 Yamabuki-cho, Shinjuku-ku, Tokyo 162-0801  
[www.tcvb.or.jp/en/](http://www.tcvb.or.jp/en/)



リサイクル適性  
この印刷物は、印刷の残へ  
リサイクルできます。

This map is an approved copy of Digital Map (Basic Geospatial Information) Digital Japan Basic Map (map information), Digital Map (Basic Geospatial Information) Digital Japan Basic Map (place name information), Digital Map (Basic Geospatial Information) Fundamental Geospatial Data (digital elevation model) and Digital Map (Basic Geospatial Information 200000) issued by the Director Geospatial Information Authority of Japan. (Approval No. Hei 29 Joshi, No. 477)

2020/3