

FUN DRIVING

along

TOKYO's Shutoko

Metropolitan Expressway

Lots of places to go,
lots of sites to see!



Metropolitan Expressway Company Limited



What is SHUTOKO

Metropolitan Expressway

The Metropolitan Expressway is a network of vehicle-only toll roads constructed to facilitate the smooth flow of Tokyo's traffic. The network plays an important role as a hub of the metropolitan area and is essential for driving in and around the capital.



Features of the Metropolitan Expressway

An introduction to some of the characteristics of the Metropolitan Expressway



Structures utilizing the topographical characteristics of Tokyo

Tokyo is a densely populated city with very little open space. Given Tokyo's topographical characteristics, the Metropolitan Expressway was constructed to make full use of the space available, including elevated and underground space. For this reason, construction of the expressway involved various state-of-the-art architectural techniques, resulting in an expressway that is unusual even by international standards. Striking architectural edifices include elevated sections utilizing space over rivers and junctions with tiered structures. One of the attractions of driving along the Metropolitan Expressway is the outstanding views of rivers and cityscape that only it can offer.

Metropolitan Expressway Attractions

Numerous beautiful night-view spots

The huge metropolis of Tokyo is famous for its beautiful night views. Among them, night views seen from the Metropolitan Expressway are especially popular. In particular, views coupling the beautiful illuminations on the large bridges dotted around Tokyo Bay with the lights of surrounding buildings are spectacular. Furthermore, such structures as Tokyo Tower and Tokyo Skytree, which are popular night-view spots, are close to the Metropolitan Expressway, and the views are a sight to behold. You can enjoy endless wonderful night views while driving along the expressway.



Rainbow Bridge



About the Metropolitan Expressway

An introduction to the history and role of the Metropolitan Expressway



Expanding together with the development of Japan

Construction of the Metropolitan Expressway began in 1959, and the first section opened in 1962. When the Tokyo Olympics were held in 1964, the expressway helped to link Haneda Airport and the Olympic venues. About 71 km of the expressway were completed in 1971, including the originally planned Inner Circular Route. After that, radial routes were gradually expanded to form connections with the Chubu and Kansai regions via the Tomei Expressway and Chuo Expressway, respectively. The Metropolitan Expressway thus established its position as an important traffic network in the metropolitan area. In the 1980s construction of the Central Circular Route began. The Higashi-Kanto Expressway was completed in 1982 and the east side of the Central Circular Route in 1987, thus forming links with the Tohoku region in the northeast of Japan.



Connections further expanded to form metropolitan hub

The Metropolitan Expressway network was connected with the Yokohama-Yokosuka Road in 1990, the Tokyo Gaikan Expressway in 1993, and the Tokyo-Wan Aqua Line to Chiba Prefecture (also known as the Trans-Tokyo Bay Expressway) in 1997. Rainbow Bridge and Tsurumi Tsubasa Bridge were also opened to traffic in this period. In addition, the Wangan Expressway fully opened in 2001, when electronic toll collection (ETC) services also began. The Saitama Route fully opened in 2006 and the Central Circular Route in 2015, thereby greatly improving the flow of traffic through central Tokyo.



Ohashi Junction

Many edifices with unique structures

There are many edifices along the Metropolitan Expressway that have unique structures. One of them, Ohashi Junction, has an especially novel structure. It is a four-tier junction with the roads, separated by a height difference of about 70 m, connected by double loop lines. The mock windows on the outside make it look like an ordinary building. There is a park on the roof as well.

Night-view
video here!





DRIVE GUIDE SHUTOKO

We will introduce our recommended driving courses around tourist destinations and famous spots in Kanto. If there are any spots that look interesting, please give them a visit.

☎ Telephone number 📍 Address
🕒 Hours 🚫 Closed
🅅 Parking 🏷 Admission fee

🛒 Recommended shopping and eating spots



Recommended driving course 1


01 Kandabashi



Tokyo Station Gallery

About 5 min. from **C1** Kandabashi **28** **29**

The art museum located inside Tokyo Station's Marunouchi Building. After being established in 1988, it has delighted the eyes of people by holding exhibitions covering a wide variety of genres, mostly within Modern Art. Brick from the time of Tokyo Station's construction was utilized in part of the museum's walls, making it a place where you can feel the history of Tokyo Station.



©TokyoTenderTable

☎ 03-3212-2485 📍 1-9-1 Marunouchi, Chiyoda-ku, Tokyo 🕒 10:00-18:00; 10:00-20:00 on Fridays (Admission until 30 min. before closing time) 📅 Mon. (or the following day if Mon. is a national holiday), year-end and New Year's holiday, and during installation periods 🅅 Nearby

Check here!



02 Marunouchi



Around the Imperial Palace

About 3 min. from **Y** Marunouchi **44**

The center of Tokyo, an area filled with important institutions beginning with the Emperor's residence. For many years, it has thrived as the central location of Japanese politics and economics. Among it are also many historical buildings and you can visit facilities which are useful for understanding Japan. Furthermore, brimming with famous spots such as Yasukuni-jinja Shrine, Tokyo Station, and more, this is an area that you must see if you come to Japan.



Check here!




03 Gofukubashi



COREDO Nihonbashi

About 2 min. from Gofukubashi 30

A large-scale commercial facility opening in Nihombashi in 2004, the facility name is a coined name coming from the combination of the words "Core" and "Edo." With the concept of "beyond time" and by making use of good old-fashioned traditions while also putting together around fifty shops in line with today's fashions and unique in character, we can enjoy eating and shopping.



- Differ by store
- 1-4-1 Nihombashi, Chuo-ku, Tokyo
- Differ by store
- None
- About 141 vehicles

Check here!



04 Shibakoen



Tokyo Tower

About 7 min. from Shibakoen 19 20

A radio tower constructed in 1958 with the purpose of covering the entire Kanto area. Boasting a height of 333 meters, which made it the highest in Japan at the time, it has become well-known as the symbol of Tokyo. It is a popular spot as a tourist attraction, having just finished large-scale renovations in September of 2019. There are also a number of places to eat and shop. Purchase of an admission ticket required for observation deck.



©TOKYO TOWER

- 03-3433-5111
- 4-2-8 Shiba-koen, Minato-ku, Tokyo
- [Main Deck] 9:00-23:00 (Admission until 22:30)
- None
- 200 vehicles

Check here!



05 likura



Roppongi

About 5 min. from likura 21

An area in Tokyo's Minato Ward. Within this area, Roppongi Hills and Tokyo Midtown are the two major landmarks representing Roppongi. Besides being able to enjoy shopping that suits your tastes, such as interior, the latest fashions, and more, it is complete with all kinds of entertainment, starting with art and fine food. The ROPPONGI logo has been designed on the bridge pier near Roppongi Crossing and it lights up at night. The streets are bustling with activity.



Check here!



06 Waseda



Kagurazaka

About 8 min. from Waseda 503

An area in Tokyo's Shinjuku Ward. While in the city center, if you move a little from the main street into the back alleys, it opens up to a nostalgic and retro landscape. In the area, there are numerous appealing shops of all kinds, including fashionable cafes and restaurants, household item shops and more, making it recommended for taking a leisurely walk.



Check here!



Recommended driving course 2



01 Ueno



Tokyo Metropolitan Art Museum

About 7 min. from 1 Ueno 183

Opening in 1926, it is Japan's first public art museum. Aiming to be a "doorway to art" open to everyone, various exhibitions and events are held which children to adults can enjoy. The museum also has welcoming shops, restaurants, and a cafe.



©Tokyo Metropolitan Art Museum

☎ 03-3823-6921 📍 8-36 Ueno-Park, Taito-ku, Tokyo 🕒 9:30-17:30 *9:30-20:00 on Fri. during special exhibition periods (Admission until 30 min. before closing time) 🗳️ 1st and 3rd Mon. *Special exhibitions and thematic exhibitions are closed every Mon. (or the following day if Mon. is a national holiday). 🅇 Nearby

Check here!



02 Honcho



Akihabara

About 5 min. from 1 Honcho 181 182

The area surrounding JR Akihabara Station. After World War II, the number of stores selling electric appliances and electronic equipment would grow and now it is visited by a great number of tourists as the world's best "Electric Town." While there were many electric appliance retail stores in the beginning, in adapting to the times, a wide variety of genres have come together, including music, video games, animation, idols, and more. It continues to be the source of Japanese pop culture.



Check here!



LUNCH!

03 Ginza



Tsukiji Outer Market Restaurants and Shops

About 4 min. from C1 Ginza 15 16



A shopping street mostly dealing with fresh food in Tokyo's Chuo Ward. Besides the seafood shops and restaurants, 460 shops relating to "Eating" have gathered, including kitchen utensils such as tableware and kitchen knives. Even after the nearby Tsukiji Wholesale Market moved to Toyosu, its bustling activity remains unchanged.

Besides the regular customers, as many tourists from abroad also visit, shops with menus in foreign languages and staff fluent in languages have also been increasing, making it easy for people who do not understand Japanese. The photo is of Tsukiji Sushi Sei, a popular restaurant established over 130 years ago with many repeat customers from abroad.

*Please be aware that this shopping street prohibits eating and drinking while walking on the street.



Check here!



Hama-rikyu Gardens

About 4 min. from C1 Ginza 15 16



A metropolitan garden located in Tokyo's Chuo Ward. In the Edo period, this garden of the Tokugawa Shogunate functioned as the branch castle of Edo Castle. The water in the "tidal pond" within the garden is seawater drawn from Tokyo Bay, making it so you can enjoy the changes in scenery brought by the ebb and flow of the tide. In 1952, the area including the water and its surroundings was designated as a National Special Place of Scenic Beauty and a National Special Historic Site.



Photo courtesy of Tokyo Metropolitan Park Association

- ☎ 03-3541-0200
- 📍 1-1 Hamarikyu-teien, Chuo-ku, Tokyo
- 🕒 9:00-17:00 (Admission until 16:30)
- 📅 12/29-1/1
- 🅇 Nearby

Check here!



Tokyo Metropolitan Teien Art Museum

Near 2 Meguro 203

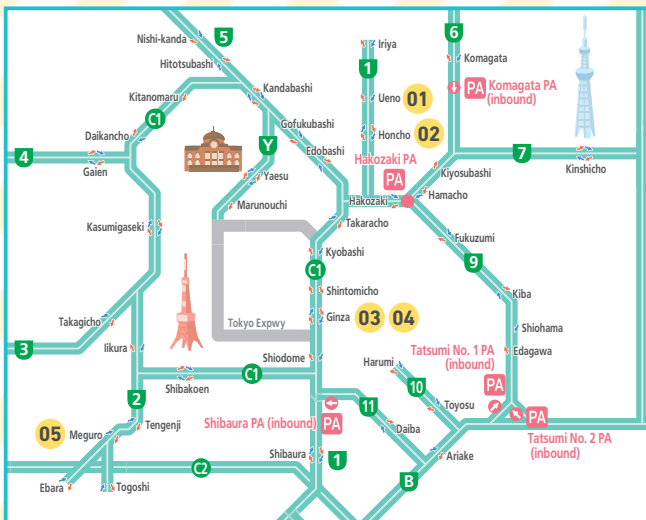
A metropolitan art museum located in Tokyo's Minato Ward. The latest technology was utilized on the building during its construction in the early Showa period and the inside of the museum has been done uniformly in the Art Deco style, from the floors to the lights. One step inside and you will be overwhelmed by its modern elegance. The garden is separated into areas such as the Japanese garden and the Western garden, allowing us to enjoy various landscapes each season.



Photo courtesy of Tokyo Metropolitan Teien Art Museum

- ☎ 03-3443-0201
- 📍 5-21-9 Shirokanedai, Minato-ku, Tokyo
- 🕒 10:00-18:00 (Admission until 17:30)
- 📅 2nd and 4th Wed. (or the following day if Wed. is a national holiday); year-end and New Year's holidays
- 🅇 7 vehicles

Check here!



Recommended driving course 3

01 Kinshicho



Edo-Tokyo Museum

About 10 min. from 7 Kinshicho 701 702

A museum opened in 1993 as a place that looks back at the history and culture of Tokyo in the Edo period. Tokyo's history and culture during the almost 270-year Edo period are introduced using original materials and model reproductions. Besides the exhibitions, programs aimed at visitors from abroad are also held where you can experience the culture of the time.



Photo courtesy of Edo-Tokyo Museum

☎ 03-3626-9974
📍 1-4-1 Yokoami, Sumida-ku, Tokyo
🕒 9:30-17:30; 9:30-19:30 on Sat. (Admission until 30 min. before closing time)
📅 Mon. (or the following day if Mon. is a national holiday); year-end and New Year's holiday
🅑 Car park in facility grounds

Check here!



LUNCH!

02 Komagata



Nakamise

About 3 min. from 6 Komagata 605

One of Japan's oldest shopping streets located in Tokyo's Asakusa. As the front approach to Senso-ji Temple, about 90 shops line an entire length of 250 meters from Kaminari-mon Gate to Nio-mon Gate. Each season, seasonal decorations are put up on the eaves of the shops, delighting the eyes of the temple visitors and the many tourists.



Photo courtesy of Senso-ji Temple

☎ Differ by store
📍 1-20 Asakusa, Taito-ku, Tokyo
🕒 Differ by store
📅 Differ by store
🅑 Nearby

Check here!



03 Kiba



Museum of Contemporary Art Tokyo

About 5 min. from 9 Kiba 903

An art museum specializing in contemporary art located in Tokyo's Koto Ward. It is widely engaged in the research and collecting of contemporary art from Japan and overseas with a focus on Post-war Japanese art. With over 5,400 pieces housed, it boasts one of the finest collections in Japan. Another one of its appealing points is its large share of innovative works that have forged each age.



Photo: Kenta Hasegawa

☎ 03-5777-8600 (Hello Dial) 📍 4-1-1 Miyoshi, Koto-ku, Tokyo 🕒 10:00-18:00 (Admission to exhibition rooms until 30 min. before closing time) 📅 Mon. (or the following day if Mon. is a national holiday); year-end and New Year's holiday; during installation periods 🅑 90 vehicles

Check here!



04 Kasai



Kasai Rinkai Park

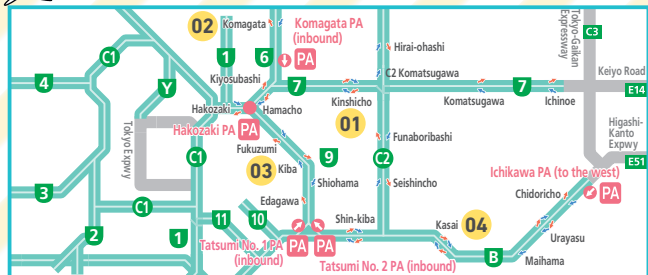
About 1 min. from B Kasai 826 827

A metropolitan park located in Tokyo's Edogawa Ward. Facing Tokyo Bay, besides the open space of this vast site, there are a variety of facilities, including a watching center where you can watch birds, a large Ferris wheel, and more. As you can also enjoy barbecues along with cafes and restaurants, it is well-known by many people as a recreational area.



☎ 03-5696-1331 📍 6 Rinkai-cho, Edogawa-ku, Tokyo 🕒 Always open 📅 None (Service Center and other facilities closed during year-end and New Year's holiday) 🅑 181 vehicles

Check here!



Recommended driving course 4



01 Yoyogi



Harajuku

About 5 min. from 4 Yoyogi 403

The area surrounding JR Harajuku Station, it is also near Meiji-jingu Shrine. Continuing to develop every day as an area that leads youth culture and fashion, it is lined with a great number of shops selling fashion items, fashion accessories, sweets, and more. Takeshita Street, especially, is a popular spot known worldwide as the origin of "kawaii" culture.



Check here!




02 Takagicho



Mori Arts Center Gallery

About 6 min. from 3 Takagicho 301

A gallery set on the same floor as the Roppongi Hills Observatory. From exhibitions of collections from world-famous art museums to works of manga, animation, film, fashion, design, and more, exhibitions dealing with a wide range of themes are held and enjoyed by people.



A look at an exhibition: "HOKUSAI UPDATED" Mori Arts Center Gallery, 2019

- ☎ 03-6406-6652
- 📍 52F, Roppongi Hills Mori Tower, 6-10-1 Roppongi, Minato-ku, Tokyo
- 🕒 Differ for each exhibition
- 🚗 Undecided
- 🅑 Car park in facility grounds

Check here!



LUNCH!

03 Shibuya



Shibuya Hikarie

About 5 min. from 3 Shibuya 302 303

A high-rise complex situated at Shibuya Station's East Exit with 34 stories above ground and 4 stories underground. From shops selling a variety of household items and fashion items to cafes, restaurants, an authentic musical theater, an event hall, and a creative space, the facility is wide-ranging and holds many events.



- ☎ 03-5468-5892
- 📍 2-21-1 Shibuya, Shibuya-ku, Tokyo
- 🕒 Differ by store
- 🚗 None
- 🅑 402 vehicles

Check here!



04 Yoga



Setagaya Art Museum

About 9 min. from 3 Yoga 307

An art museum built in Kinuta Park within Setagaya Ward. With Shozo Uchii, a leading figure in Post-war Japanese architectural history, in charge of the facility's design, it is a design that also makes use of the park's natural environment. In addition to the special exhibitions showing art from Japan and overseas, workshops related to the exhibitions, concerts, and more are also performed.



- ☎ 03-3415-6011
- 📍 1-2 Kinuta-koen, Setagaya-ku, Tokyo
- 🕒 10:00-18:00 (Admission until 17:30)
- 🕒 Mon. (or the following day if Mon. is a national holiday); 12/29-1/3
- 🅑 60 vehicles

Check here!



Recommended driving course 5

LUNCH!

01 Shin-yokohama 🍴 P ¥

Shin-Yokohama Ramen Museum About 6 min. from K7 from 755/756



A food theme park that has assembled famous ramen shops from all over Japan. You can enjoy eating ramen in an atmosphere reminiscent of 1950s' Japan. In addition, live music, street performances, noodle-making sessions, and other events are held.



☎ 045-471-0503
📍 2-14-21 Shin-yokohama, Kohoku-ku, Yokohama, Kanagawa
🕒 11:00-21:30; Sun. and national holidays: 10:30-22:00 (take orders until 30 min. before closing time) 📅 12/31, 1/1
🅐 175 vehicles

Check here!



A lovely spot for its night view


🌙 Night View of Kawasaki Factories

Near B Higashi-ogishima B10/B11

Higashi-ogishima

Near the Higashi-ogishima exit of Tokyo Metropolitan Expressways Bayshore Route, the numerous factories and large-scale plants lining a corner of the Keihin Industrial Zone allows you to enjoy a night view that is like you have entered the world of a science fiction movie. Higashi-ogishima

East Park, which is complete with a large-scale pay parking lot, has also become a viewing point for its night view of factories facing Keihin Canal.



★ Yokohama Bay Bridge

You can get a full view of Minato Mirai area and the Port of Yokoyama from atop this 860-meter cable-stayed bridge. The bridge has a two-level structure in which the top level is used as the Tokyo Metropolitan Expressway and the bottom level as National Route 357. With 264 floodlights lit up after sunset, it is also popular as a night-view spot.



*It is prohibited to park or stop cars on the expressway.



02 Daishi



Kawasaki Daishi Temple

About 5 min. from **K1** Daishi **151 683 152A**

A temple of Shingon Buddhism's Chizan sect established in 1128. Along with Naritasan Shinsho-ji Temple and Takaosan Yakuo-in Temple, it is one of the head temples of Shingon Buddhism's Chizan sect. Known as "Daishi, expeller of bad fortune," which does away with various kinds of calamities, it is bustling with visitors from all over Japan for their first temple visit of the year. Many shops are lined along the approach, allowing people to enjoy shopping and eating as they visit the temple.



- 044-266-3420
- 4-48 Daichi-machi, Kawasaki-ku, Kawasaki, Kanagawa
- Precincts open all day
- None
- 700 vehicles

Check here!



03 Shin-yamashita



Yamashita Park

About 3 min. from **K3** Shin-yamashita **351 352**

A leading Yokohama tourist spot that opened in 1930. In addition to a view of the ocean that gives you a full view of Yokohama Bay Bridge and the ships sailing by, there are also numerous monuments and so forth that present the history of overseas exchange from long ago. The NYK Hikawa Maru, a moored ship preserved as a National Important Cultural Property, is also a popular spot.



- 045-671-3648 (Section in charge of parks in central Yokohama)
- 279 Yamashita-cho, Naka-ku, Yokohama, Kanagawa
- Always open
- None
- 222 vehicles

Check here!



Give it a visit if you have the time

Kawasaki Ukishima



A Mitsui Outlet Park Kisarazu

About 20 min. from **B** Kawasaki Ukishima Junction via Aqualine

A large-scale commercial facility complete with a wide variety of brand shops from Japan and overseas ranging from world-famous stores to budding casual/sports apparel and fashion accessories where you can enjoy shopping at outlet prices. There are also a number of restaurants and cafes where you can taste trendy sweets.



- 0438-38-6100
- 3-1-1 Kaneda-higashi, Kisarazu, Chiba
- Differ by store
- Undecided
- 6,000 vehicles

Check here!



Recommended driving course 6



01 Sachiura



Yokohama Hakkeijima Sea Paradise

About 5 min. from **B** Sachiura **801**

Theme park featuring “the sea, island, and living creatures.”

The Aqua Resorts, with four different themed aquariums, and Pleasure Land, where you can enjoy a variety of attractions, are popular. Entering the island is free of charge and you can freely use the varied restaurants, shops, hotel, and more on the island.



☎ 045-788-8888
📍 Hakkeijima, Kanazawa-ku, Yokohama, Kanagawa
🕒 Differ by facility
🚗 None
🅅 4,000 vehicles

Check here!



02 Sankeien



Sankeien Garden

About 5 min. from **B** Sankeien **806**

A Japanese garden that Sankei Hara, a businessman who made a fortune in the raw silk trade, opened in 1906. Within this vast site colored by seasonal flowers and trees, there is Rinshun-kaku Villa and the Three-Storeyed Pagoda of Old Tomyoji Temple, which have been designated as National Important Cultural Properties. Historical buildings that were transported from Kyoto, Kamakura, and other places have been placed there, allowing you to enjoy Japanese culture to the fullest.



☎ 045-621-0634
📍 58-1 Honmoku-sannotani, Naka-ku, Yokohama, Kanagawa
🕒 9:00-17:00 (Admission until 16:30)
📅 December 29-31
🅅 70 vehicles

Check here!



Give it a visit if you have the time

A The Life-sized Unicorn Gundam Statue

Daiba



About 4 min. from **11** Daiba **1101**, about 2 min. from **B** Rinkai-fukutoshin **822**, about 4 min. from Ariake **823**

A statue in Odaiba of Mobile Suit, the hero from Mobile Suit Gundam Unicorn, recreated to the full size of 19.7 meters. Placed in front of DiverCity Tokyo Plaza, it performs a switching of modes at scheduled times every day. At night, there is also illumination added to performances using video. DiverCity Tokyo Plaza has a car park.



© Sotsu/Sunrise



B Rainbow Bridge

This suspension bridge with a two-level structure measuring 798 meters in length crosses over Port of Tokyo Route 1 and connects the Tokyo Waterfront Subcenter with Central Tokyo. After sunset, it is illuminated with LED lights and has become a popular night view.



*It is prohibited to park or stop cars on the expressway.

03 Yokohama-koen



Yokohama Chinatown

About 6 min. from **K1** Yokohama-koen **167** **168**

Lined with numerous Chinese restaurants and household item shops, it is one of Japan's leading Chinatowns, highly popular as a gourmet spot. Established a few years after the Port of Yokohama was opened at the end of the Edo period, it is highlighted by places full of Chinese flavor, starting with Kantei-byo Temple, which has undergone relocations and renovations four times and is still loved as the symbol of Yokohama Chinatown.



Photo courtesy of Yokohama Chinatown Development Association.

- ☎ 045-662-1252
- 📍 Yamashita-cho, Naka-ku, Yokohama, Kanagawa
- 🏪 Differ by store
- 🍽 Differ by store
- 🅇 Nearby

Check here!



04 Shin-yamashita



Yokohama Red Brick Warehouse

About 7 min. from **K3** Shin-yamashita **351** **352**

Constructed from the late Meiji period to the early Taisho period, it is a cultural and commercial facility that utilizes a red brick warehouse loved as a facility representing the Port of Yokohama. There are numerous shops selling Yokohama souvenirs, fashion items, cafes and restaurants as well as various events held on weekends.



- ☎ [No.1] 045-211-1515; [No.2] 045-227-2002
- 📍 1-1 Shin-minato, Naka-ku, Yokohama, Kanagawa
- 🏪 Differ by store
- 🍽 None
- 🅇 179 vehicles

Check here!



05 Rinkai-fukutoshin



Odaiba Tokyo Oedo-Onsen Monogatari

About 4 min. from **B** Rinkai-fukutoshin **B22**

A hot springs theme park where you can easily enjoy the atmosphere of Edo in Odaiba. Besides being able to enjoy various baths, starting with Oedo Hot Springs, which has a large public bath with natural hot springs, they also provide services such as fish therapy and beauty treatments. Complete with various mainly Japanese restaurants, it is also possible to stay overnight.



- ☎ 03-5500-1126
- 📍 2-6-3 Aomi, Koto-ku, Tokyo
- 🕒 11:00 to 9:00 the following morning
- 🏪 None *Closed for some time once a month for maintenance.
- 🅇 216 vehicles

Check here!



Recommended driving course 7



01 Urawa-kita P

Nambata-jo Park

About 15 min. from **S5** Urawa-kita **S554**

A historical park maintained mainly as the ruins of Nambata Castle which was built by a samurai from the Warring-States period named Mr. Nambata. Within this spacious site, there is the castle ruins zone, which has restorations of compounds, water moats, and earthwork forts from the Warring-States period, the old house zone, where they have transported and restored an old house from the early Meiji period, and a museum displaying numerous materials relating to Mr. Nambata and Fujimi City.



☎ 049-253-4664 📍 568-1 Shimonanbata, Fujimi, Saitama 🕒 [4/1-9/30] 9:00-18:00 (Museum open until 17:00); [10/1-3/31] 9:00-17:00 🗺️ Museum closed on Mon. (open if national holiday); weekdays immediately following a national holiday; year-end and New Year's holiday 🅇 50 vehicles

Check here!



LUNCH!

02 Yono 🛍️ 🍴 🅇

Aeon Mall Yono

About 2 min. from **S5** Yono **S555**

A commercial facility near the Yono exit of Tokyo Metropolitan Expressway's Saitama Omiya Line. Including numerous shops ranging from daily necessities to fashion items and hobby goods, there is also a large food court as well as rose and leaf courts, which are event spaces where they have entertainment every weekend. And, there is also Saitama Super Arena nearby.



☎ 048-856-7100 📍 5-2-9 Honmachinishi, Chuo-ku, Saitama 🕒 9:00-22:00 (Times differ for some restaurants and shops.) 🗺️ None 🅇 3,000 vehicles

Check here!



03 Shintoshin-nishi P

Musashi Ichinomiya Hikawa Jinja

About 12 min. from **S2** Shintoshin-nishi **S201** **S202**



A distinguished shrine that is said to have over 2,400 years of history where the three pillars of Izumo, Susano-no-Mikoto, Inada-hime-no-Mikoto, and Oonamuchi-no-Mikoto, are enshrined. It is the head shrine of Musashi Ichinomiya Hikawa Jinja Shrine, which has 280 branch shrines in Tokyo, Saitama, and Kanagawa, and is also the origin of the place name of Omiya. Every year, from January 1st to the 3rd, or "the first three days" as it is called, many visitors come to the shrine for their first visit of the year.



☎ 048-641-0137 📍 1-407 Takahana-cho, Omiya-ku, Saitama 🕒 [Mar., Apr., Sept., Oct.] 5:30-17:30; [May-Aug.] 5:00-18:00; [Nov.-Feb.] 6:00-17:00 🗺️ None 🅇 80 vehicles (closed on 1/1-3)

Check here!



04 Shintoshin-nishi



The Railway Museum

About 12 min. from Shintoshin-nishi

A museum preserving and displaying properties and materials relating to trains from Japan and overseas as well as actually used train cars, and more. Not only can you learn about the history of trains, you can also learn the principles and mechanisms by experiencing them through models, simulations, play equipment, and more. It is also well-stocked with original goods that you can only get here.



Photo courtesy of the Railway Museum

048-651-0088
 3-47 Onari-cho, Omiya-ku, Saitama
 10:00-18:00 (Admission until 17:30)
 Tue.; year-end and New Year's holiday
 About 280 vehicles

Check here!



05 Shintoshin-nishi



The Omiya Bonsai Art Museum

About 18 min. from Shintoshin-nishi

A public bonsai art museum adjacent to Omiya Bonsai Village, which is well-known for growing bonsai from long ago. Along with a great number of bonsai masterpieces on display, there is also a large collection of bonsai pots, viewing stones as well as tools, historical materials, and other things relating to bonsai. With audio guides in four languages (Japanese/English/Chinese/Korean) available for a charge, you can listen to detailed explanations of the items on display.



048-780-2091
 2-24-3 Toro-cho, Kita-ku, Saitama
 [Mar.-Oct.] 9:00-16:30 (Admission until 16:00); [Nov.-Feb.] 9:00-16:00 (Admission until 15:30) Thu. (open if national holiday); year-end and New Year's holiday
 39 vehicles

Check here!



Give it a visit if you have the time

Yono



A Kawagoe/Koedo

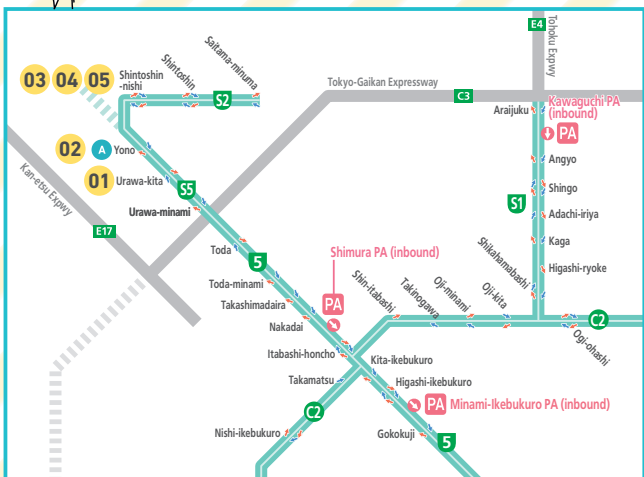
About 35 min. from Yono

Kawagoe City, also called Koedo (Little Edo) for flourishing as the castle town of Kawagoe Castle, is an area where remnants of the Edo period still linger with its streets lined with warehouse style buildings. Along with its historical buildings, including Kita-in Temple, which was founded in 830, Time Bell Tower, which was reconstructed in the Meiji period, and more, you can also enjoy walking around to various shops that beam with Japanese culture.



Differ by store
 1-15-8 Motomachi, Kawagoe, Saitama (Koedo Kawagoe Tourist Association)
 Differ by facility
 Differ by store
 Nearby

Check here!





FAQ ABOUT SHUTOKO



Metropolitan
Expressway



FAQ-1



Metropolitan Expressway Toll Rates

Check here!



Basic rates determined by toll distance

The basic rate for vehicles using ETC is 10 yen per 0.1 km toll distance. There are maximum and minimum tolls, however, the maximum being 1,320 yen and the minimum 300 yen in the case of ordinary cars. If the driver pays in cash, except for some sections, the rate is 1,320 yen for ordinary cars.



FAQ-2



How to Use ETC

Check here!



System of payment without stopping at toll gate

When using electronic toll collection (ETC), it is necessary to have an in-vehicle ETC device and an ETC card. Since an ETC card is a credit card service exclusive to Japan, you are recommended to rent one when renting a car. In a vehicle with a preinstalled card, you can pass through the special gate at a speed of under 20 kph.



FAQ-3



Parking Area and Other Services

Check here!



Use facilities to take a rest from driving if tired

The Metropolitan Expressway network has parking areas for taking a rest. All parking areas have toilets, toilets for disabled persons, vending machines, and disabled parking space. Some parking areas also have restaurants, convenience stores, information corners, fast electric vehicle chargers, automated external defibrillators (AEDs), automated teller machines (ATMs), etc. Check the map to see where they are.



FAQ-4



Checking Routes, Tolls, and Traffic Conditions

Download the app!



Smartphone app “mew-ti”

If you use this smartphone app, you can immediately check traffic conditions and other information supplied by Metropolitan Expressway Co. via the Internet. You can also search routes to your destination. Major functions are available in English as well as Japanese, and the language switch is easy. The app can be downloaded free of charge from the QR code.



OTHER NOTES

Basic Metropolitan Expressway Rules

Minimum knowledge required for driving on the Metropolitan Expressway



Understanding rules for a vehicle-only road

Pedestrians and cyclists cannot use vehicle-only roads. Drivers can only proceed in the designated direction; driving in the opposite direction is forbidden. It is prohibited to stop on the expressway except at designated places or to avoid an emergency. Except for designated cases, maximum speed is 60 kph.



Basic Traffic Rules in Japan

Minimum knowledge required for driving on roads in Japan



Driving with care so as not to violate laws and ordinances

To drive in Japan, it is necessary to have a valid driving license (Japanese driving license or international driving license). Drivers and passengers are obliged to fasten their seatbelts at all times. It is obligatory to use child seats for children under the age of six. Vehicles drive on the left side of the road. Pedestrians have the right of way at all times. Driving under the influence of alcohol, illegal drugs, etc. is severely punished.



How to Rent a Car

Moving around comfortably by rented car



Visitors from overseas are recommended to make arrangements before their arrival in Japan to facilitate procedures

To rent a car, foreigners need a valid Japanese driving license or international driving license and a passport. Payment is by credit card in principle, although payment by cash is also possible in some cases. Japan's main car rental companies accept online reservations, so you are recommended to make arrangements before your departure.



All Questions to

GO>TOKYO

The Official Tokyo Travel Guide



<https://www.gotokyo.org/en/>



Enjoy Tokyo Travel Brouchures anytime and anywhere!

Available on your smartphone!



TOKYO Brochures

<https://www.gotokyo.org/book/en/>



Inquiries by Phone

Shutoko Customer Center 03-6667-5855

Business hours 24hours a day (7 days a week, all year round)

Japanese, English, Chinese, Korean, Spanish and Portuguese