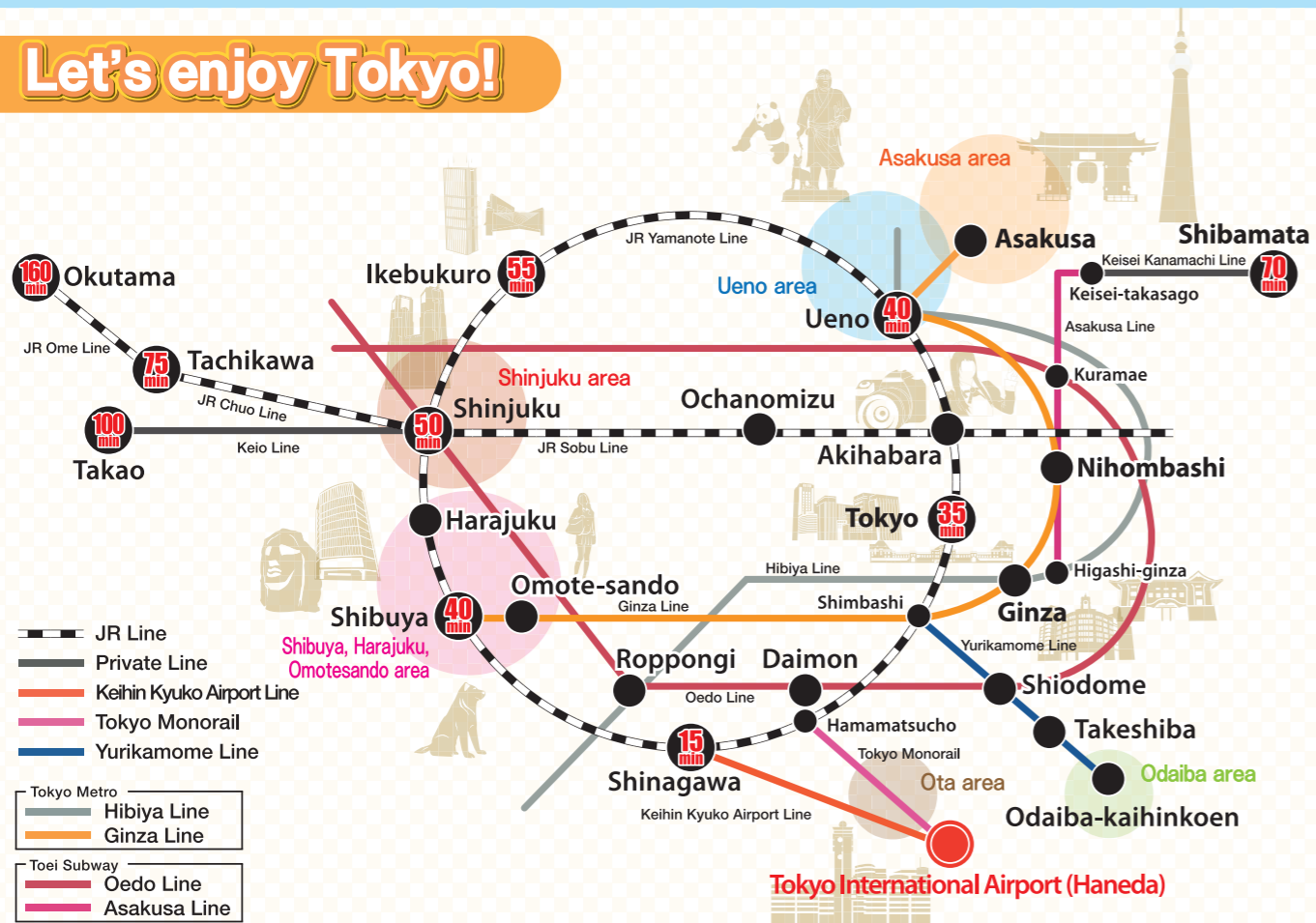


Let's enjoy Tokyo!



Tokyo Tourist Information Center

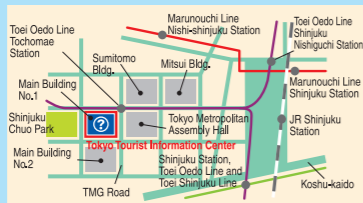
(Start and Goal point)

We provide information on tourist spots, access, recommended accommodations with a wide range of pamphlets and maps.

TMG Building Headquarters:

Tokyo Metropolitan Main Building No.1, 1F

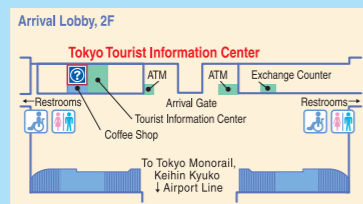
2-8-1 Nishi Shinjuku Shinjuku-ku
9:30-18:30 Closed New Year holidays
TEL.03-5321-3077
Internet Service is available.



Haneda Airport Branch:

Haneda Airport, International Terminal, 2F

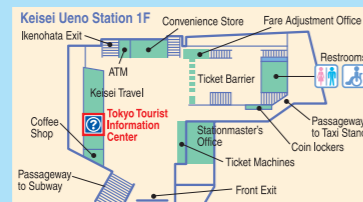
2-6-5 Hanedakuko Ota-ku
9:00-23:00 Open all year
TEL.03-6428-0653



Keisei Ueno Branch:

In front of the ticket gate, Keisei Ueno Station

1-60 Uenokoen Taito-ku
9:30-18:30 Open all year
TEL.03-3836-3471



Notice

- ※Please be reminded that we assume no responsibility whatsoever for any injury and accidents resulting from the participation of the campaign.
- ※If you have any questions about the campaign, please contact each branch of Tokyo Tourist Information Center shown on the left.

Tokyo Tourism Website

Full of the hottest tourist information
Please visit and see it
<http://www.tourism.metro.tokyo.jp>

Planned and operated by
Tokyo Convention & Visitors Bureau

How to entry "My Tokyo Pictures"

Let's take a commemorative photos of spots recommended on the following page. "Explore Tokyo Walking items" will be offered. Which item is presented depends on how many pictures you have taken.

\Start!/\

1



Please choose the spot you like to see from this brochure, and get an area map.

2



You will find the "My Tokyo Pictures" point on the area map. Go to the picture spot with this brochure and area map.

3



Take some pictures with your digital camera if you find "My Tokyo Pictures" spots. Don't forget to join yourself in the pictures!

4



Please bring the pictures you have taken to the nearest Tokyo Tourist Information Center. After checking your pictures, the staff will guide you how to print your most favorite picture you choose.

※The picture saved in the memory (SD Card, memory stick only) of your digital camera can be only printed.

\Finish!!/\

5



"Explore Tokyo Walking items" is presented in exchange for your picture printed out. We post your picture on the message board during the campaign: Don't forget to write down your message on the picture!

※Please answer the questionnaire when the gift is offered.

Tokyo Tourist Information Center Presents

MY tokkyo pictures

我的东京照

(EXPLORE TOKYO WALKING)

GUIDANCE

FROM FALL 2011 - WINTER 2012

※Notice that it may be finished due to several reasons without informing in advance.

Let's take pictures at
Tokyo Tourist Information Center
recommended must-see spots that
would be great memory.

Entry fee: Free of charge.
Just bring your digital camera.



It doesn't matter whether the pictures are taken in the same area or multiple areas. Please choose spots you can go easily from the following designated sites. You will get the prize if you collect 3, 6, or 9 photos.

※Please be careful for the operating time of the facilities. You might not be able to take pictures after they are closed.
 ※The required time from the nearest station is based on the simple calculation. Please be reminded the time differs among individuals.

Odaiba

The waterfront area offers all kinds of entertainments.



Photo provided by Tokyo Port Terminal Corporation

Statue of Liberty Odaiba in Odaiba Marina Park

The Statue of Liberty is a replica commemorating "France Year in Japan". The area is a popular photogenic spot.
 3min. walk from Daiba Sta. on Yurikamome Line, 7min. walk from Tokyo Teleport on Rinkai Line, in front of the WaterBus Stop "Odaiba Kaihin Koen"



Photo provided by Bureau of Port and Harbor, Tokyo Metropolitan Government

Rainbow Bridge

The suspended bridge connecting Odaiba and Shibaura is 918m long. You can walk on the footpath enjoying the panoramic view of Odaiba area.
 15-min. walk from Odaiba Kaihin Koen Sta. on Yurikamome Line, 5-min. walk from Shibaura-futo Sta. on Yurikamome Line.



Photo provided by Pallet Town

Pallet Town

The area has a unique shopping mall modeled on medieval European streets. Let's take a picture with your favorite attractions such as Ferris Wheel in the background.
 Connected from Aomi Sta. on Yurikamome Line, 3-min. walk from Tokyo Teleport Sta. on Rinkai Line.

Asakusa

The retrospective Streets relate to the time when Tokyo was once called.



Photo provided by Senso-ji

Senso-ji "Kaminarimon Gate"

It is a famous tourist spot where many people visit from all over the world. "Kaminarimon Gate (Thunder Gate)" with a big paper lantern hung is a perfect photogenic spot.
 8-min. walk from Asakusa Sta. on Ginza Line, 10-min. walk from Asakusa Sta. on Asakusa Line.



ASAHI BREWERIES, LTD "Object of Flame"

The building that resembles a beer glass with an adjacent big golden object. It is one of the landmarks in Asakusa.
 3-min. walk from Asakusa Sta. on Ginza Line, 5-min. walk from Asakusa Sta. on Asakusa Line.



Kappabashi Dougugai Street

A shopping area is lined up with wholesale shops selling various tableware and kitchenware. There is a statue of golden "Kappa kawataro" which is symbol in the center of the street.
 10-min. walk from Asakusa Sta. on Asakusa Line, 5-min. walk from Tawaramachi Sta. on Ginza Line

Shinjuku

Full of energy and power, flourishing as the core of the Tokyo Metropolis.



Big rake in Tokyo Metropolitan Government

There is big rake to collect happiness decorated in the 1st building of Tokyo Metropolitan Government. It is one of Japanese lucky charms.
 10-min. walk from JR Shinjuku Sta. West exit. Short walk from Tochomae Sta. on Oedo Line.



"LOVE" beside Shinjuku I-land Tower

"LOVE", appeared frequently in the Japanese dramas is the artwork by Robert Indiana.
 8-min. walk from JR Shinjuku Sta. West exit, 8min. walk from Tochomae Sta. on the Oedo Line, short walk from Nishi Shinjuku Sta. on Marunouchi Line.



Kabuki-cho

This area called "Sleepless town", is the biggest entertainment district in Shinjuku. Why don't you take pictures unique to this energetic town?
 4-min. walk from JR Shinjuku Sta. East exit.

Shibuya, Harajuku, Omotesando

A fashionable area that continues to send the latest trends.



Scramble intersection

Once the traffic turns to green, as many as 3,000 people cross the intersection. The unique scene became a tourist spot taken up by various media all over the world.
 In front of the Hachiko exit of Shibuya Sta. on JR Yamanote Line.



Photo provided by Meiji Jingu

The gate "Torii" in Meiji Jingu

This is where Emperor Meiji and Empress Shoken are enshrined, crowded with visitors all year round as a major sacred place.
 1-min. walk from JR Harajuku Sta., 1-min. walk from Meijiingumae Sta. on Chiyoda Line.



Omotesando

The street is lined with a variety of sophisticated shops, restaurants, and cafes including ones in the "Omotesando Hills" complex. Enjoy taking a picture of this fashionable area.
 7-min. walk from Harajuku Sta., short walk from A1-3, B4 Exit of Omotesando Sta. on Chiyoda Line, Ginza Line, and Hanzomon Line, or from 1, 3-5 Exit. Of Meiji Jingu Mae Sta. on Chiyoda Line.

Ueno

A vibrant town where you can feel history and culture.



Ameyoko

The streets from Ueno to Okachimachi are crowded with shops offering clothes, miscellaneous goods and groceries and so on. Try to take a unique piece of Ameyoko!
 Short walk from JR Ueno/Okachimachi Sta. on Keisei Line, Ueno-Okachimachi Subway Sta. on Oedo Line, Ueno-hirokoji subway Sta. on Ginza Line.



The Statue of Saigo Takamori on Ueno park

Let's take a picture with a leading figure of the Meiji Restoration any Japanese knows.
 10-min. walk from JR Ueno Sta. 5-min. walk from Keisei Ueno Sta.



The Statue of Whale in front of National Museum of Nature and Science, Tokyo


Statue of Whale is one of Symbolic statue of Ueno park. Life-size blue whale.
 5-min. walk from JR Ueno Sta., Koen exit.

...and "Your Tokyo Pictures!"

The picture of "Tokyo interesting spot" you have found can be counted, regarding it as one spot. Collect such a picture also together with the ones taken at designated spots in the above areas.



Licensed by TOKYO TOWER



Prize

3 spots achievement!



You get Eco-friendly shopping bag. It is convenient for putting souvenirs.

6 spots achievement!



You get Picture Frame. Please display your piece of memory.

9 spots achievement!



You get Portable Mug. Please walk around with your favorite drinks.

※Prize stuffs may be changed without notice in advance. ※Prize stuffs are first-come basis. Will be the end when the present stocks has run out.